PROTEZIONE CIVILE
Presidenza del Consiglio dei Ministri
Dipartimento della Protezione Civile

RegioneEmiliaRomagna

CONFERENZA DELLE REGIONI E DELLE PROVINCE AUTONOME

Attuazione dell'articolo 11 della legge 24 giugno 2009, n.77

MICROZONAZIONE SISMICA

Livello 3

Regione Emilia-Romagna

Comune di Sant'Agostino (FE)

Relazione Illustrativa - Allegato 3

Verifica Potenziale di Liquefazione CPTU MS

Regione	Soggetto realizzatore	Data
Emilia-Romagna	Geotema S.r.l.	02/05/2019

CPT basic interpretation plo

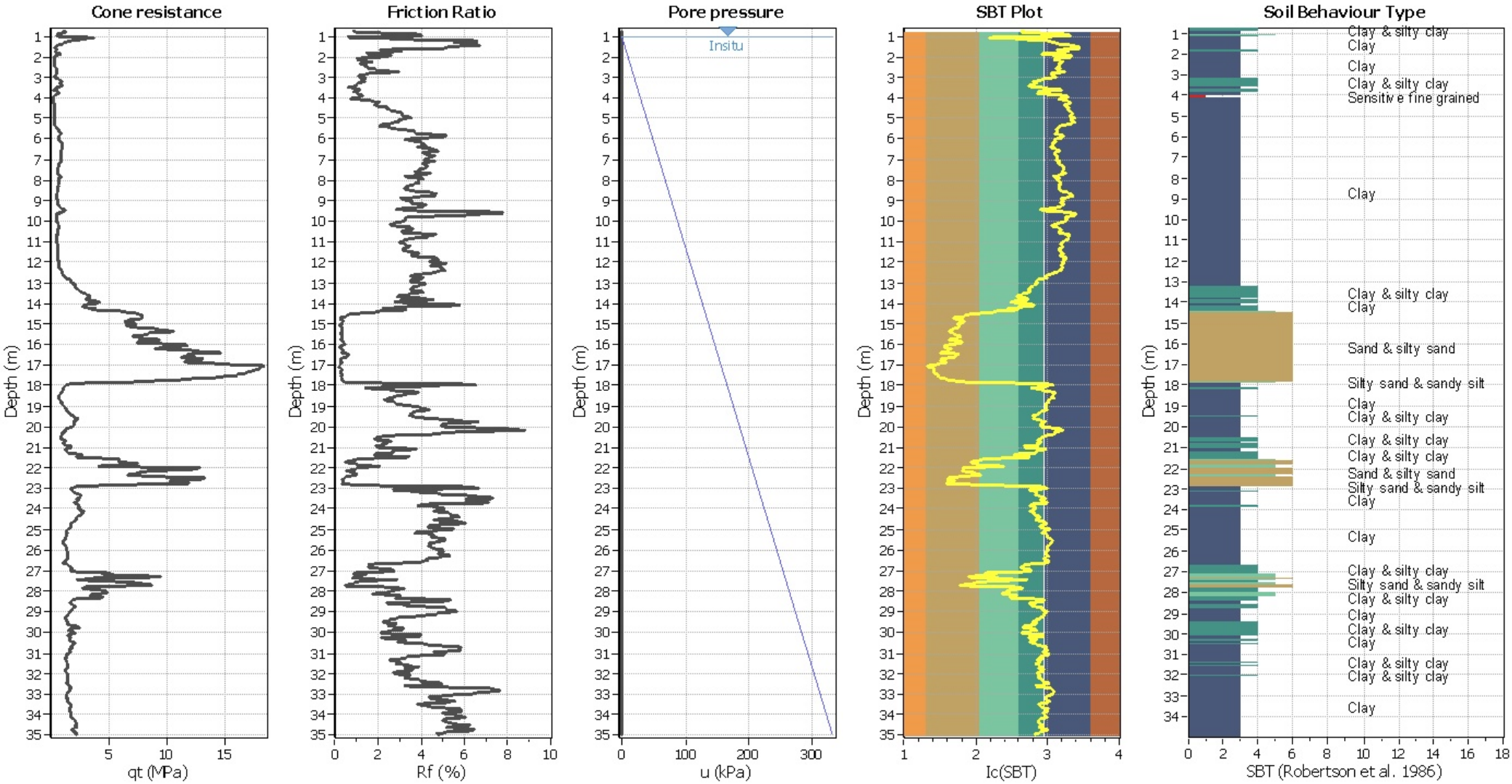

Input parameters and analysis data

Analysis method:	B&I (2014)	Depth to GWT (erthq.):	1.00 m	Fill weight:	N/A
Fines correction method:	B&I (2014)	Average results interval:	3	Transition detect. applied:	No
Points to test:	Based on Ic value	Ic cut-off value:	2.60	K_σ applied:	Yes
Earthquake magnitude M_w:	6.14	Unit weight calculation:	Based on SBT	Clay like behavior applied:	Sands only
Peak ground acceleration:	0.23	Use fill:	No	Limit depth applied:	Yes
Depth to water table (insitu):	1.00 m	Fill height:	N/A	Limit depth:	20.00 m

SBT legend

1. Sensitive fine grained
2. Organic material
3. Clay to silty clay
4. Clayey silt to silty clay
5. Silty sand to sandy silt
6. Clean sand to silty sand
7. Gravely sand to sand
8. Very stiff sand to clayey sand
9. Very stiff fine grained

Liquefaction analysis overall plot

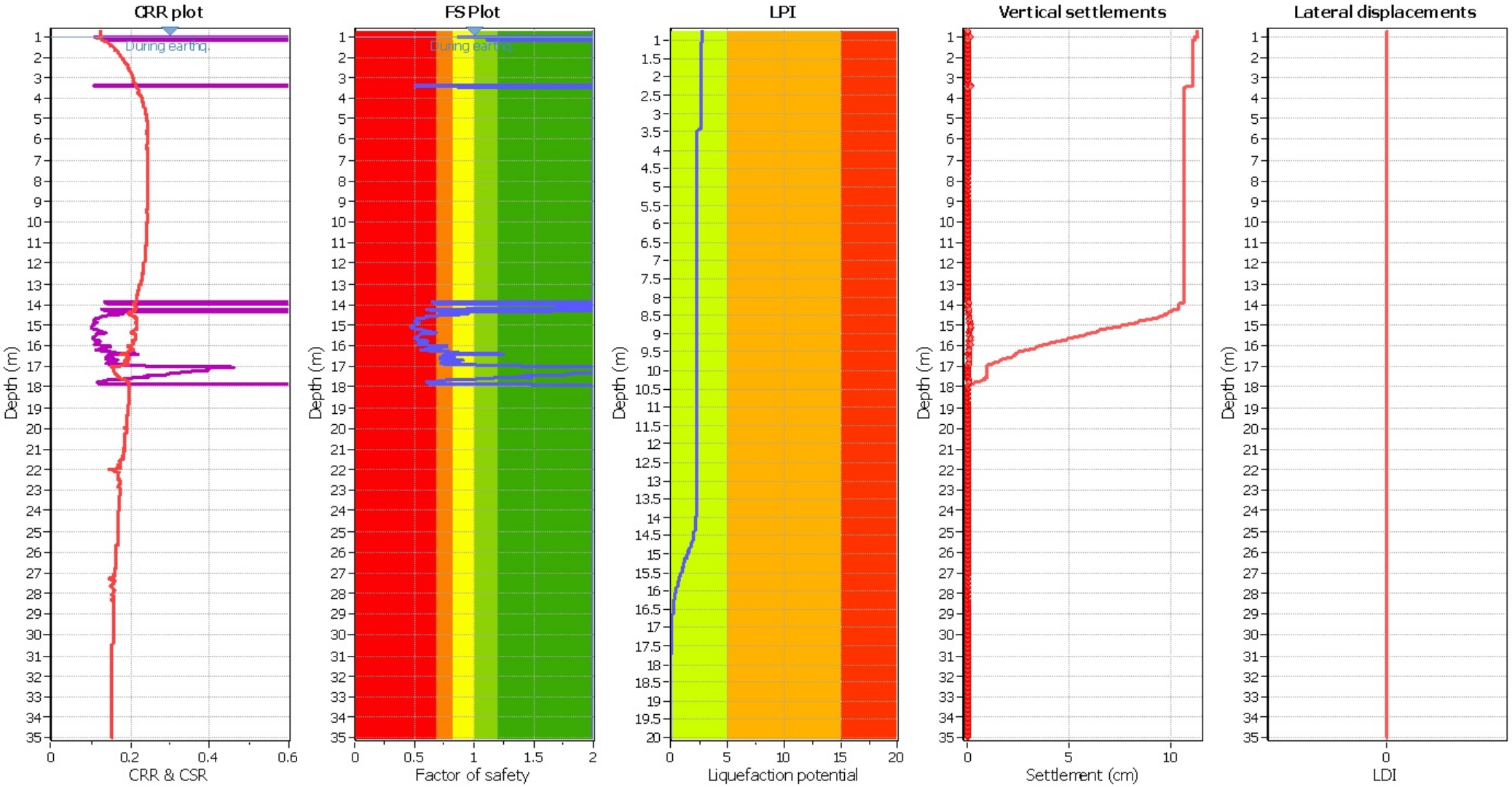

Input parameters and analysis data

Analysis method:	B&I (2014)	Depth to GWT (erthq.):	1.00 m	Fill weight:	N/A
Fines correction method:	B&I (2014)	Average results interval:	3	Transition detect. applied:	No
Points to test:	Based on Ic value	Ic cut-off value:	2.60	K_σ applied:	Yes
Earthquake magnitude M_w:	6.14	Unit weight calculation:	Based on SBT	Clay like behavior applied:	Sands only
Peak ground acceleration:	0.23	Use fill:	No	Limit depth applied:	Yes
Depth to water table (insitu):	1.00 m	Fill height:	N/A	Limit depth:	20.00 m

F.S. color scheme

- Almost certain it will liquefy
- Very likely to liquefy
- Liquefaction and no liq. are equally likely
- Unlike to liquefy
- Almost certain it will not liquefy

LPI color scheme

- Very high risk
- High risk
- Low risk

CPT basic interpretation plo

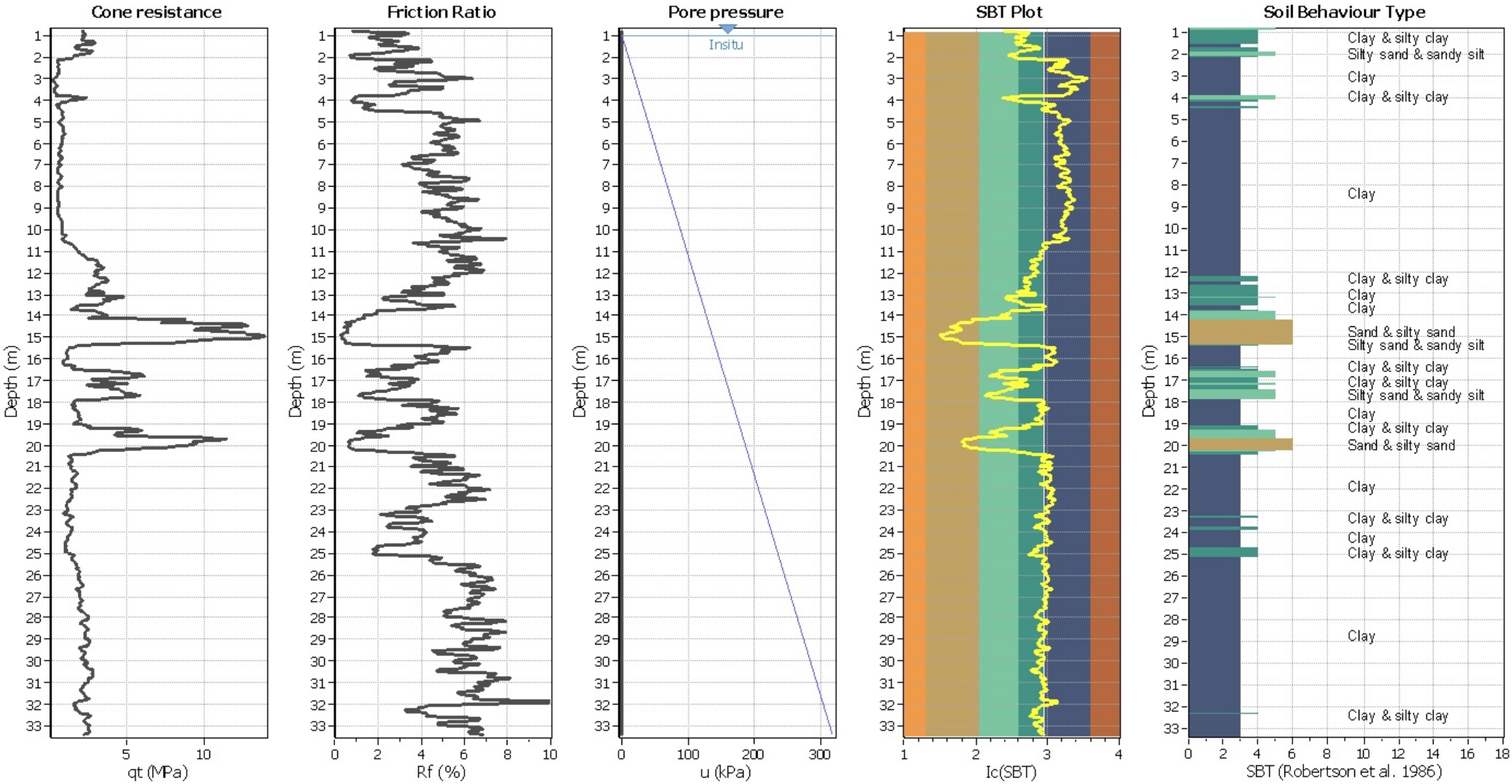

Input parameters and analysis data

Analysis method:	B&I (2014)	Depth to GWT (erthq.):	1.00 m	Fill weight:	N/A
Fines correction method:	B&I (2014)	Average results interval:	3	Transition detect. applied:	No
Points to test:	Based on Ic value	Ic cut-off value:	2.60	K_σ applied:	Yes
Earthquake magnitude M_w:	6.14	Unit weight calculation:	Based on SBT	Clay like behavior applied:	Sands only
Peak ground acceleration:	0.23	Use fill:	No	Limit depth applied:	Yes
Depth to water table (insitu):	1.00 m	Fill height:	N/A	Limit depth:	20.00 m

SBT legend

1. Sensitive fine grained
2. Organic material
3. Clay to silty clay
4. Clayey silt to silty clay
5. Silty sand to sandy silt
6. Clean sand to silty sand
7. Gravely sand to sand
8. Very stiff sand to clayey sand
9. Very stiff fine grained

Liquefaction analysis overall plot

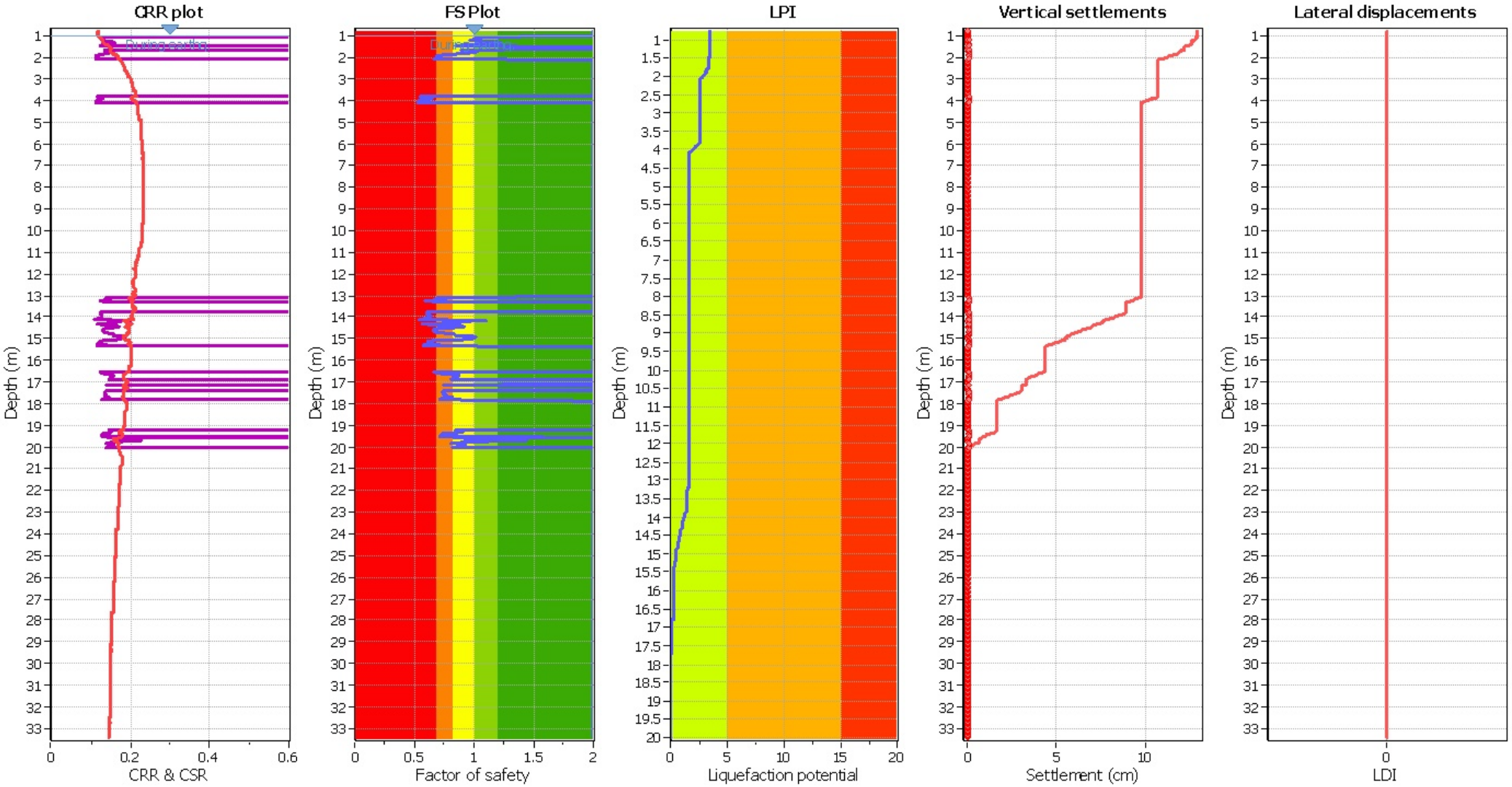

Input parameters and analysis data

Analysis method:	B&I (2014)	Depth to GWT (erthq.):	1.00 m	Fill weight:	N/A
Fines correction method:	B&I (2014)	Average results interval:	3	Transition detect. applied:	No
Points to test:	Based on Ic value	Ic cut-off value:	2.60	K_σ applied:	Yes
Earthquake magnitude M_w:	6.14	Unit weight calculation:	Based on SBT	Clay like behavior applied:	Sands only
Peak ground acceleration:	0.23	Use fill:	No	Limit depth applied:	Yes
Depth to water table (insitu):	1.00 m	Fill height:	N/A	Limit depth:	20.00 m

F.S. color scheme

- Almost certain it will liquefy
- Very likely to liquefy
- Liquefaction and no liq. are equally likely
- Unlike to liquefy
- Almost certain it will not liquefy

LPI color scheme

- Very high risk
- High risk
- Low risk

CPT basic interpretation plo

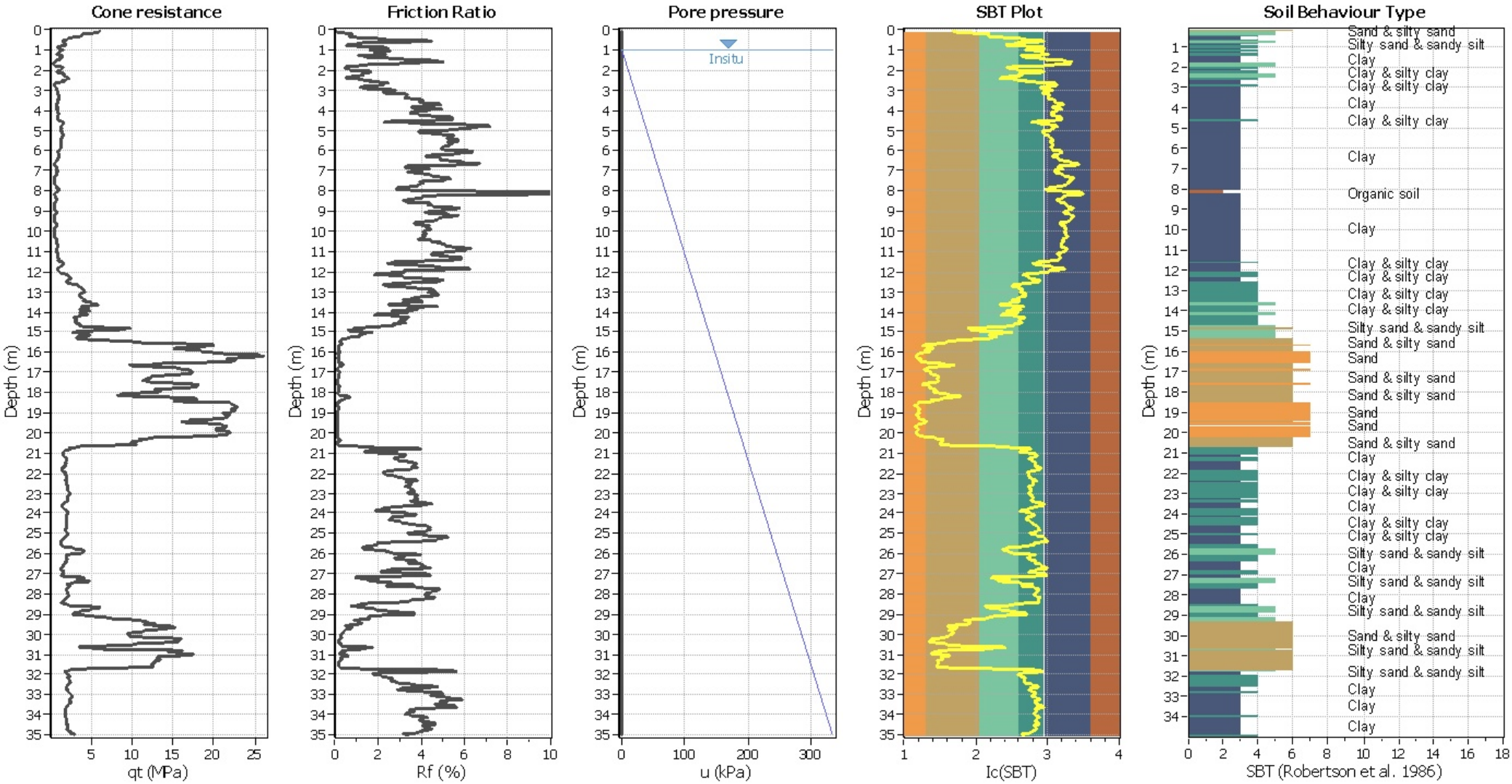

Input parameters and analysis data

Analysis method:	B&I (2014)	Depth to GWT (erthq.):	1.00 m	Fill weight:	N/A
Fines correction method:	B&I (2014)	Average results interval:	3	Transition detect. applied:	No
Points to test:	Based on Ic value	Ic cut-off value:	2.60	K_σ applied:	Yes
Earthquake magnitude M_w:	6.14	Unit weight calculation:	Based on SBT	Clay like behavior applied:	Sands only
Peak ground acceleration:	0.23	Use fill:	No	Limit depth applied:	Yes
Depth to water table (insitu):	1.00 m	Fill height:	N/A	Limit depth:	20.00 m

SBT legend

1. Sensitive fine grained
2. Organic material
3. Clay to silty clay
4. Clayey silt to silty clay
5. Silty sand to sandy silt
6. Clean sand to silty sand
7. Gravely sand to sand
8. Very stiff sand to clayey sand
9. Very stiff fine grained

Liquefaction analysis overall plot

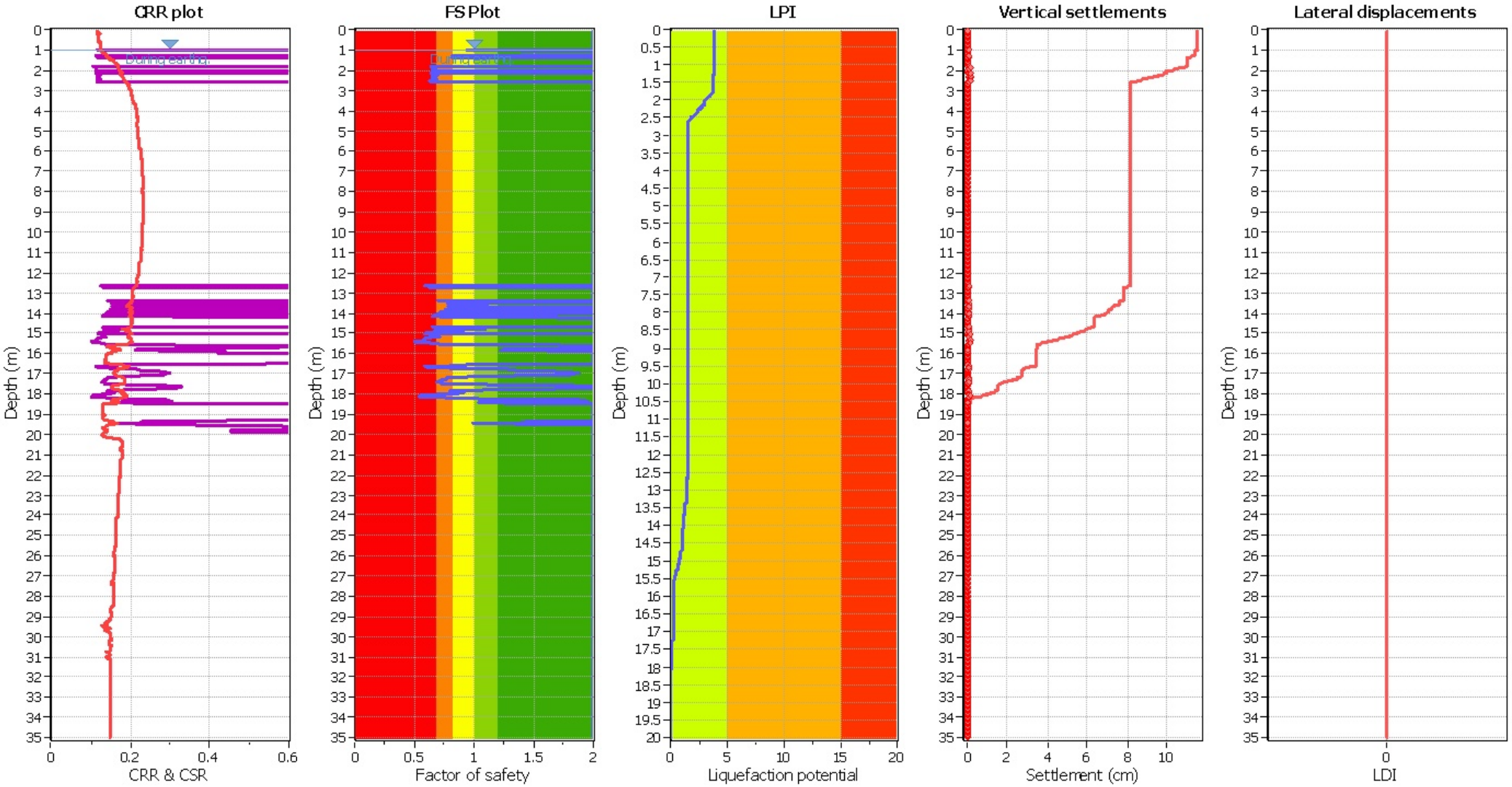

Input parameters and analysis data

Analysis method:	B&I (2014)	Depth to GWT (erthq.):	1.00 m	Fill weight:	N/A
Fines correction method:	B&I (2014)	Average results interval:	3	Transition detect. applied:	No
Points to test:	Based on Ic value	Ic cut-off value:	2.60	K_σ applied:	Yes
Earthquake magnitude M_w:	6.14	Unit weight calculation:	Based on SBT	Clay like behavior applied:	Sands only
Peak ground acceleration:	0.23	Use fill:	No	Limit depth applied:	Yes
Depth to water table (insitu):	1.00 m	Fill height:	N/A	Limit depth:	20.00 m

F.S. color scheme

- Almost certain it will liquefy
- Very likely to liquefy
- Liquefaction and no liq. are equally likely
- Unlike to liquefy
- Almost certain it will not liquefy

LPI color scheme

- Very high risk
- High risk
- Low risk

CPT basic interpretation plo

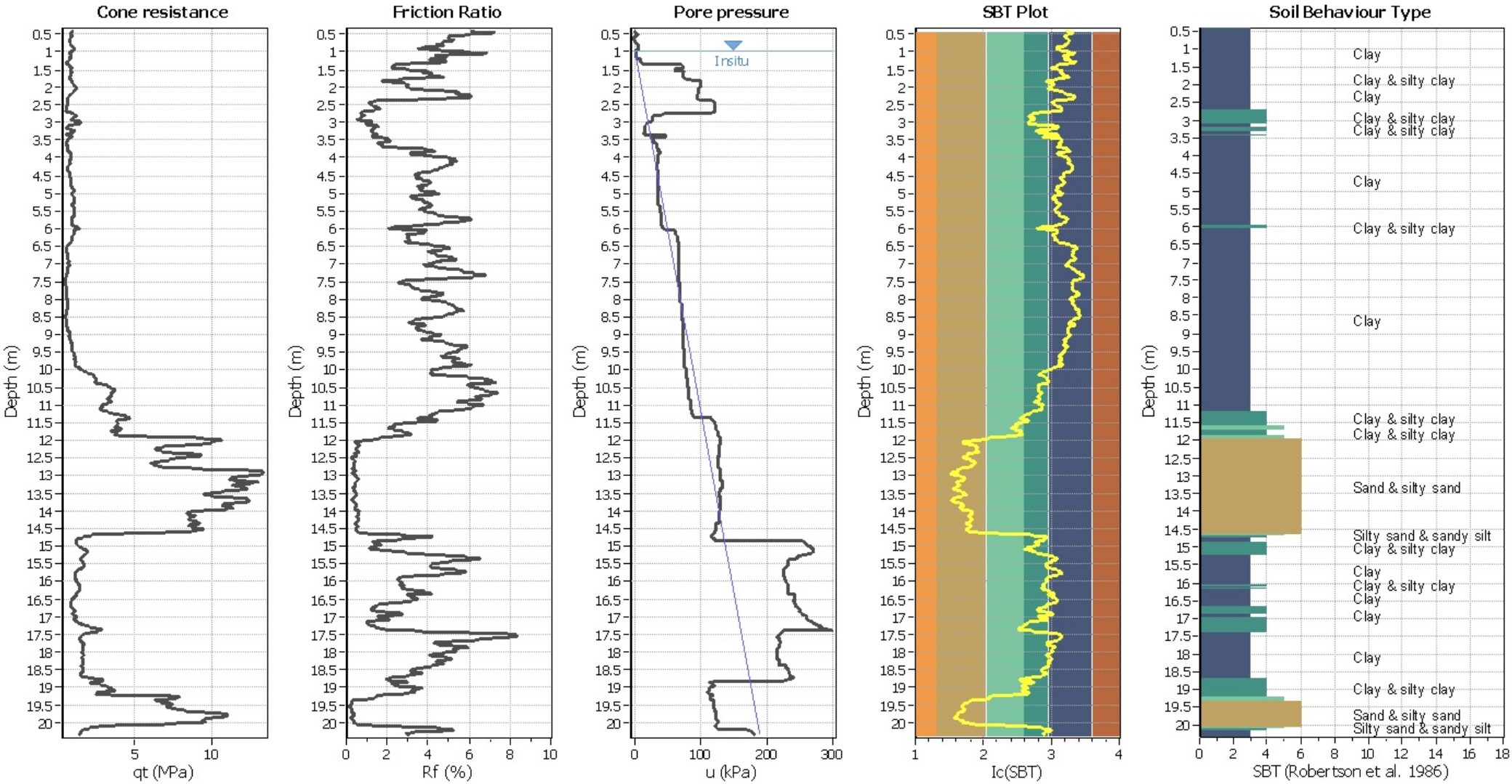

Input parameters and analysis data

Analysis method:	B&I (2014)	Depth to GWT (erthq.):	1.00 m	Fill weight:	N/A
Fines correction method:	B&I (2014)	Average results interval:	3	Transition detect. applied:	No
Points to test:	Based on Ic value	Ic cut-off value:	2.60	K_σ applied:	Yes
Earthquake magnitude M_w:	6.14	Unit weight calculation:	Based on SBT	Clay like behavior applied:	Sands only
Peak ground acceleration:	0.23	Use fill:	No	Limit depth applied:	Yes
Depth to water table (insitu):	1.00 m	Fill height:	N/A	Limit depth:	20.00 m

SBT legend

1. Sensitive fine grained
2. Organic material
3. Clay to silty clay
4. Clayey silt to silty clay
5. Silty sand to sandy silt
6. Clean sand to silty sand
7. Gravely sand to sand
8. Very stiff sand to clayey sand
9. Very stiff fine grained

Liquefaction analysis overall plot

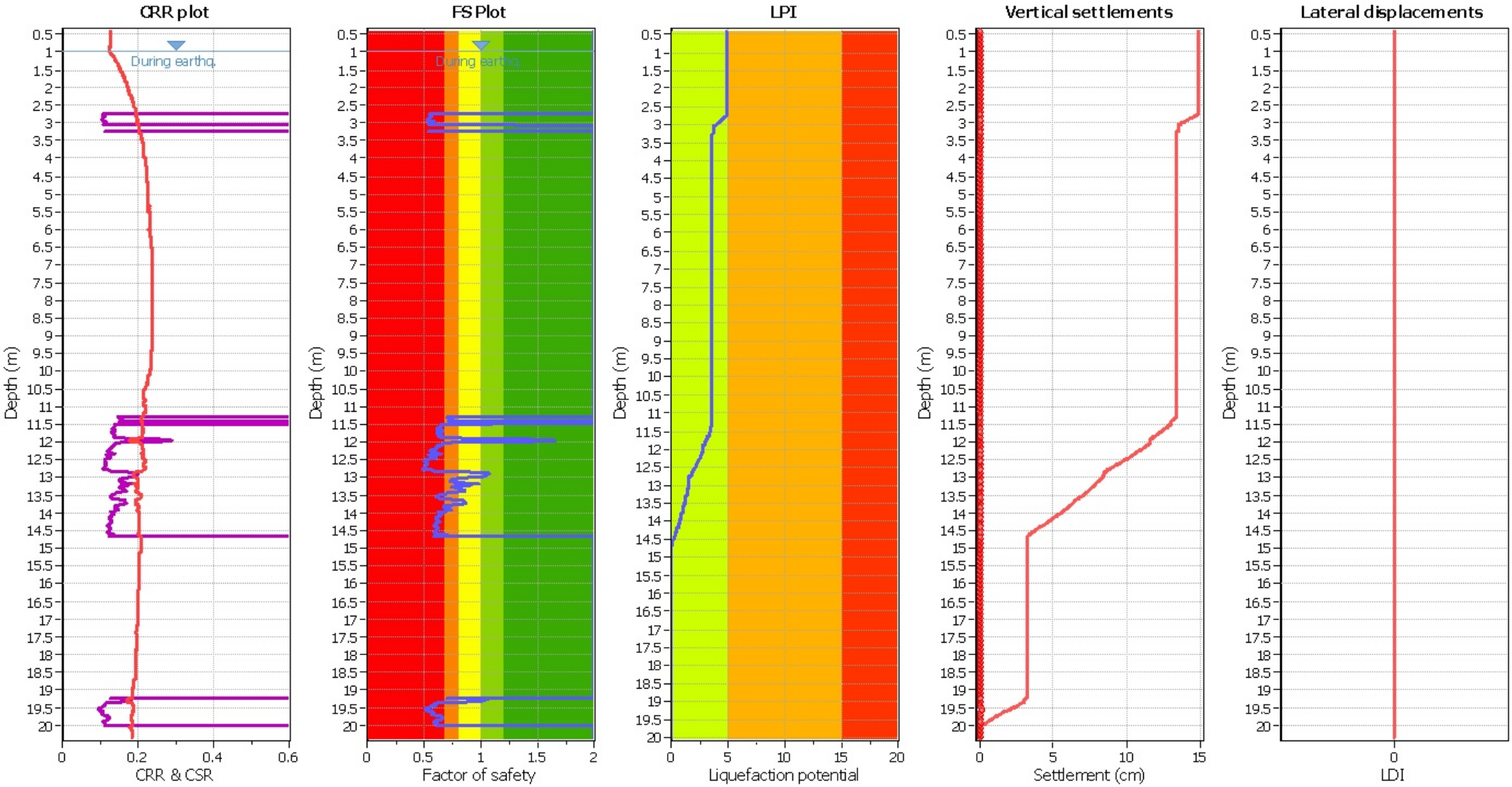

Input parameters and analysis data

Analysis method:	B&I (2014)	Depth to GWT (erthq.):	1.00 m	Fill weight:	N/A
Fines correction method:	B&I (2014)	Average results interval:	3	Transition detect. applied:	No
Points to test:	Based on Ic value	Ic cut-off value:	2.60	K_σ applied:	Yes
Earthquake magnitude M_w:	6.14	Unit weight calculation:	Based on SBT	Clay like behavior applied:	Sands only
Peak ground acceleration:	0.23	Use fill:	No	Limit depth applied:	Yes
Depth to water table (insitu):	1.00 m	Fill height:	N/A	Limit depth:	20.00 m

F.S. color scheme

- Almost certain it will liquefy
- Very likely to liquefy
- Liquefaction and no liq. are equally likely
- Unlike to liquefy
- Almost certain it will not liquefy

LPI color scheme

- Very high risk
- High risk
- Low risk

CPT basic interpretation plo

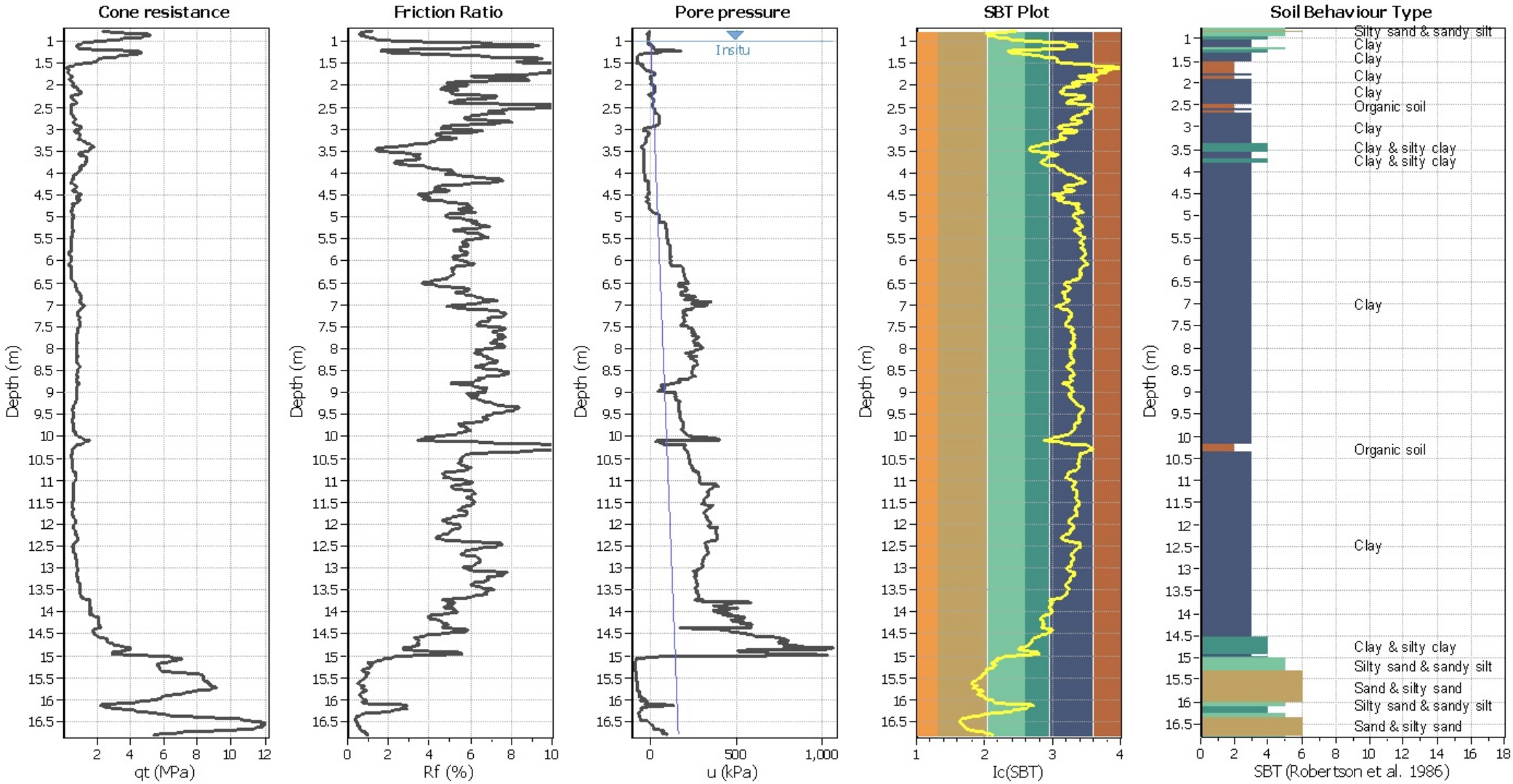

Input parameters and analysis data

Analysis method:	B&I (2014)	Depth to GWT (erthq.):	1.00 m	Fill weight:	N/A
Fines correction method:	B&I (2014)	Average results interval:	3	Transition detect. applied:	No
Points to test:	Based on Ic value	Ic cut-off value:	2.60	K_σ applied:	Yes
Earthquake magnitude M_w:	6.14	Unit weight calculation:	Based on SBT	Clay like behavior applied:	Sands only
Peak ground acceleration:	0.23	Use fill:	No	Limit depth applied:	Yes
Depth to water table (insitu):	1.00 m	Fill height:	N/A	Limit depth:	20.00 m

SBT legend

1. Sensitive fine grained
2. Organic material
3. Clay to silty clay
4. Clayey silt to silty clay
5. Silty sand to sandy silt
6. Clean sand to silty sand
7. Gravely sand to sand
8. Very stiff sand to clayey sand
9. Very stiff fine grained

Liquefaction analysis overall plot

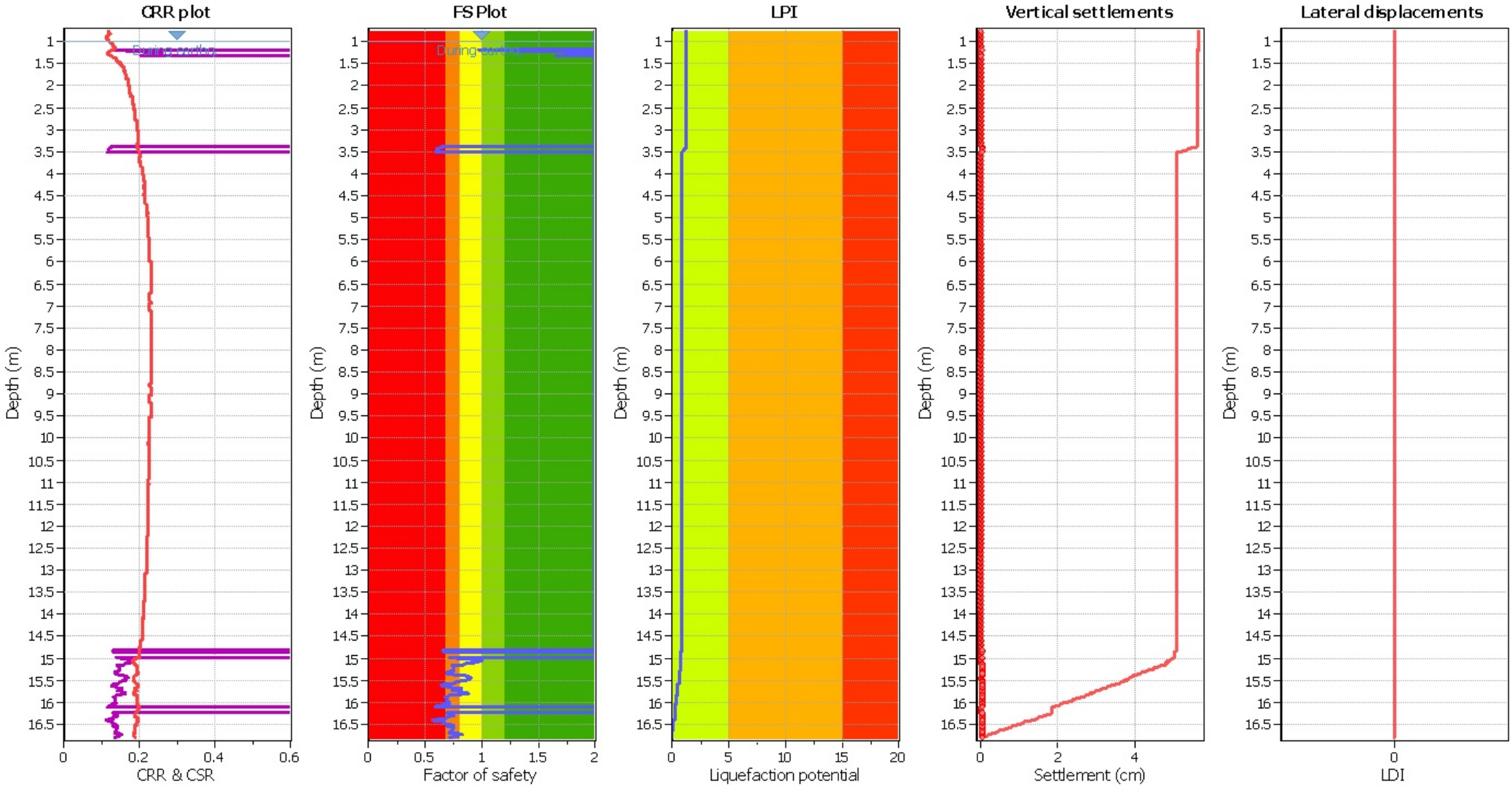

Input parameters and analysis data

Analysis method:	B&I (2014)	Depth to GWT (erthq.):	1.00 m	Fill weight:	N/A
Fines correction method:	B&I (2014)	Average results interval:	3	Transition detect. applied:	No
Points to test:	Based on Ic value	Ic cut-off value:	2.60	K_σ applied:	Yes
Earthquake magnitude M_w:	6.14	Unit weight calculation:	Based on SBT	Clay like behavior applied:	Sands only
Peak ground acceleration:	0.23	Use fill:	No	Limit depth applied:	Yes
Depth to water table (insitu):	1.00 m	Fill height:	N/A	Limit depth:	20.00 m

F.S. color scheme

- Almost certain it will liquefy
- Very likely to liquefy
- Liquefaction and no liq. are equally likely
- Unlike to liquefy
- Almost certain it will not liquefy

LPI color scheme

- Very high risk
- High risk
- Low risk

CPT basic interpretation plo

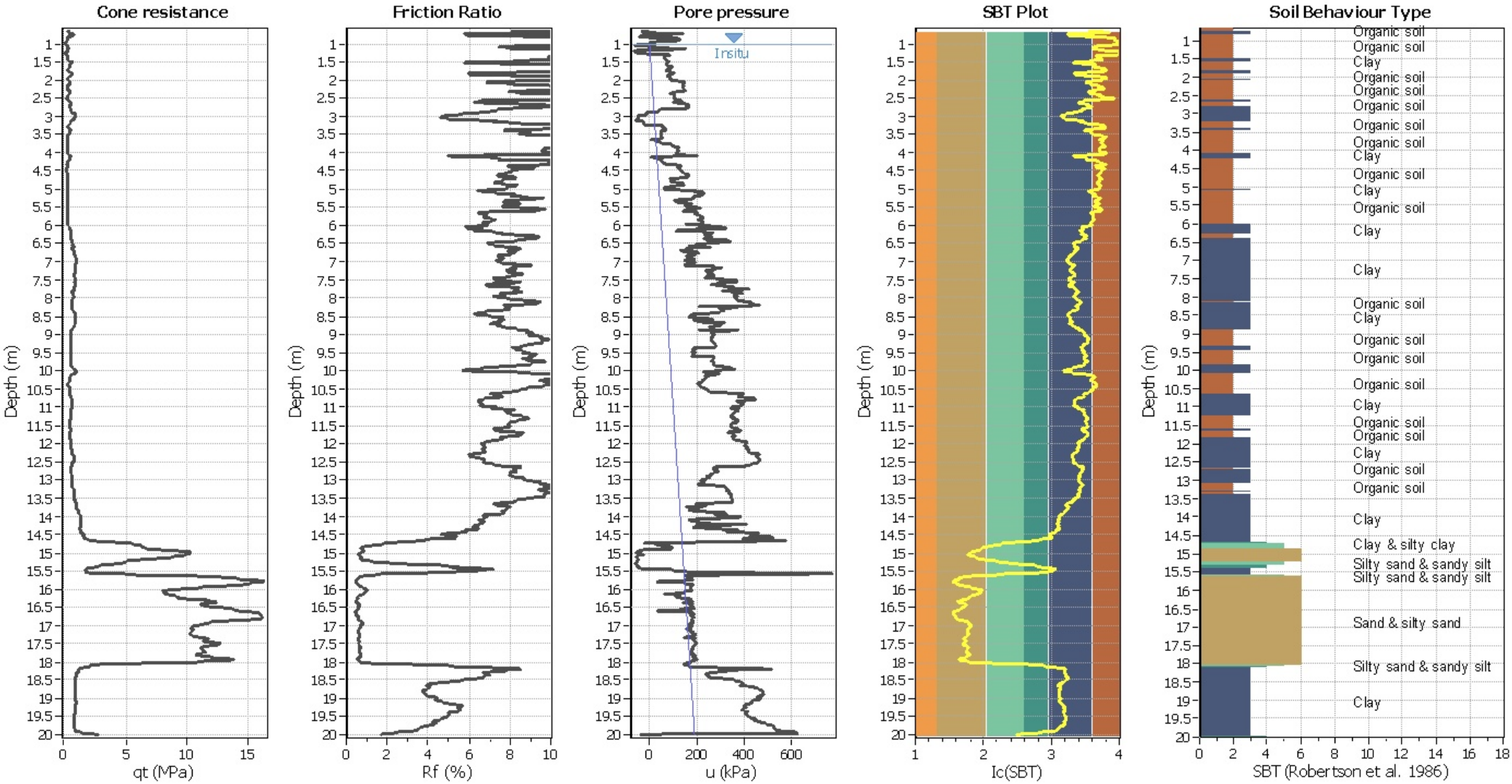

Input parameters and analysis data

Analysis method:	B&I (2014)	Depth to GWT (erthq.):	1.00 m	Fill weight:	N/A
Fines correction method:	B&I (2014)	Average results interval:	3	Transition detect. applied:	No
Points to test:	Based on Ic value	Ic cut-off value:	2.60	K_σ applied:	Yes
Earthquake magnitude M_w:	6.14	Unit weight calculation:	Based on SBT	Clay like behavior applied:	Sands only
Peak ground acceleration:	0.23	Use fill:	No	Limit depth applied:	Yes
Depth to water table (insitu):	1.00 m	Fill height:	N/A	Limit depth:	20.00 m

SBT legend

1. Sensitive fine grained
2. Organic material
3. Clay to silty clay
4. Clayey silt to silty clay
5. Silty sand to sandy silt
6. Clean sand to silty sand
7. Gravely sand to sand
8. Very stiff sand to clayey sand
9. Very stiff fine grained

Liquefaction analysis overall plot

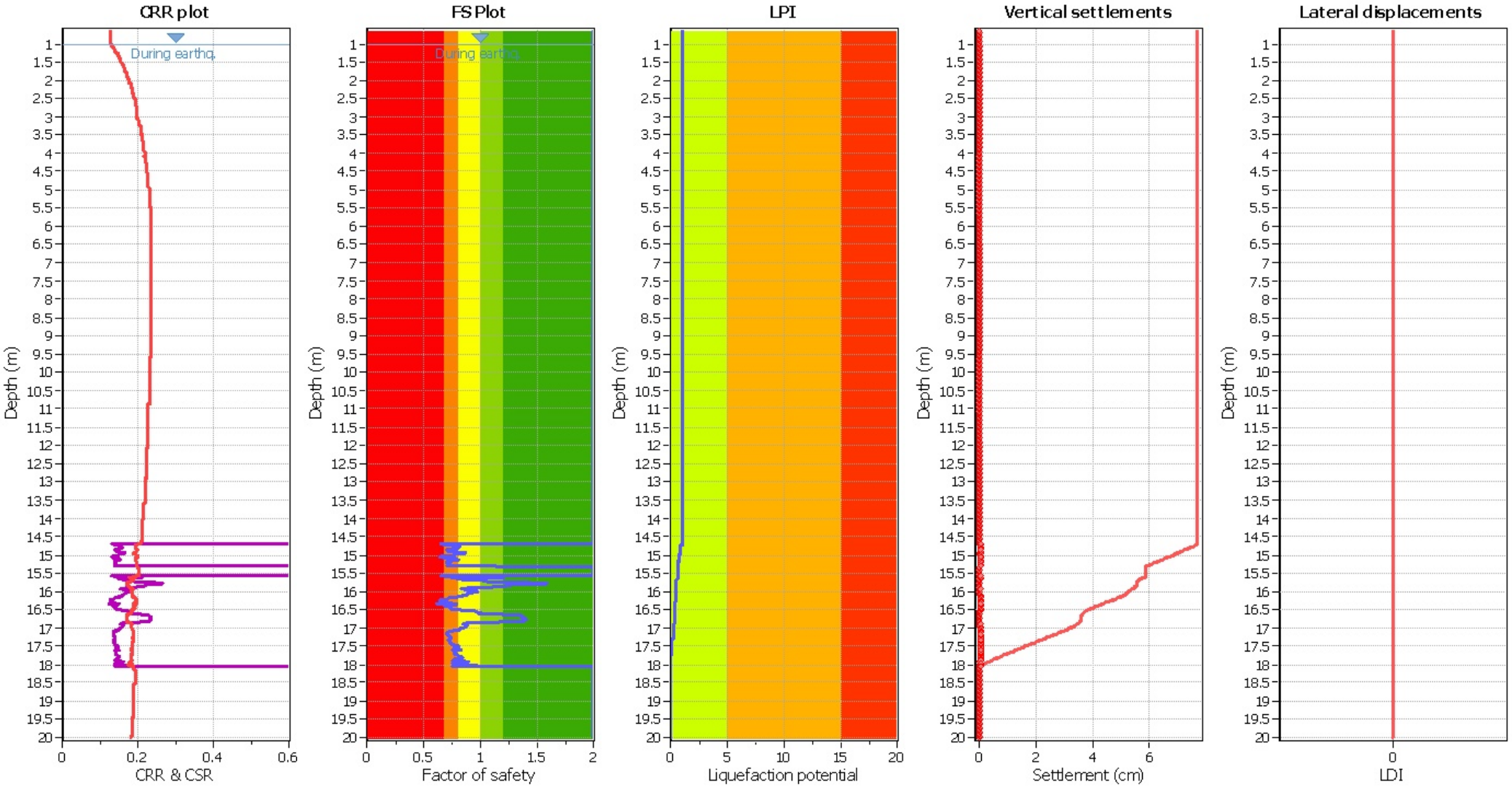

Input parameters and analysis data

Analysis method:	B&I (2014)	Depth to GWT (erthq.):	1.00 m	Fill weight:	N/A
Fines correction method:	B&I (2014)	Average results interval:	3	Transition detect. applied:	No
Points to test:	Based on Ic value	Ic cut-off value:	2.60	K_σ applied:	Yes
Earthquake magnitude M_w:	6.14	Unit weight calculation:	Based on SBT	Clay like behavior applied:	Sands only
Peak ground acceleration:	0.23	Use fill:	No	Limit depth applied:	Yes
Depth to water table (insitu):	1.00 m	Fill height:	N/A	Limit depth:	20.00 m

F.S. color scheme

- Almost certain it will liquefy
- Very likely to liquefy
- Liquefaction and no liq. are equally likely
- Unlike to liquefy
- Almost certain it will not liquefy

LPI color scheme

- Very high risk
- High risk
- Low risk

CPT basic interpretation plo

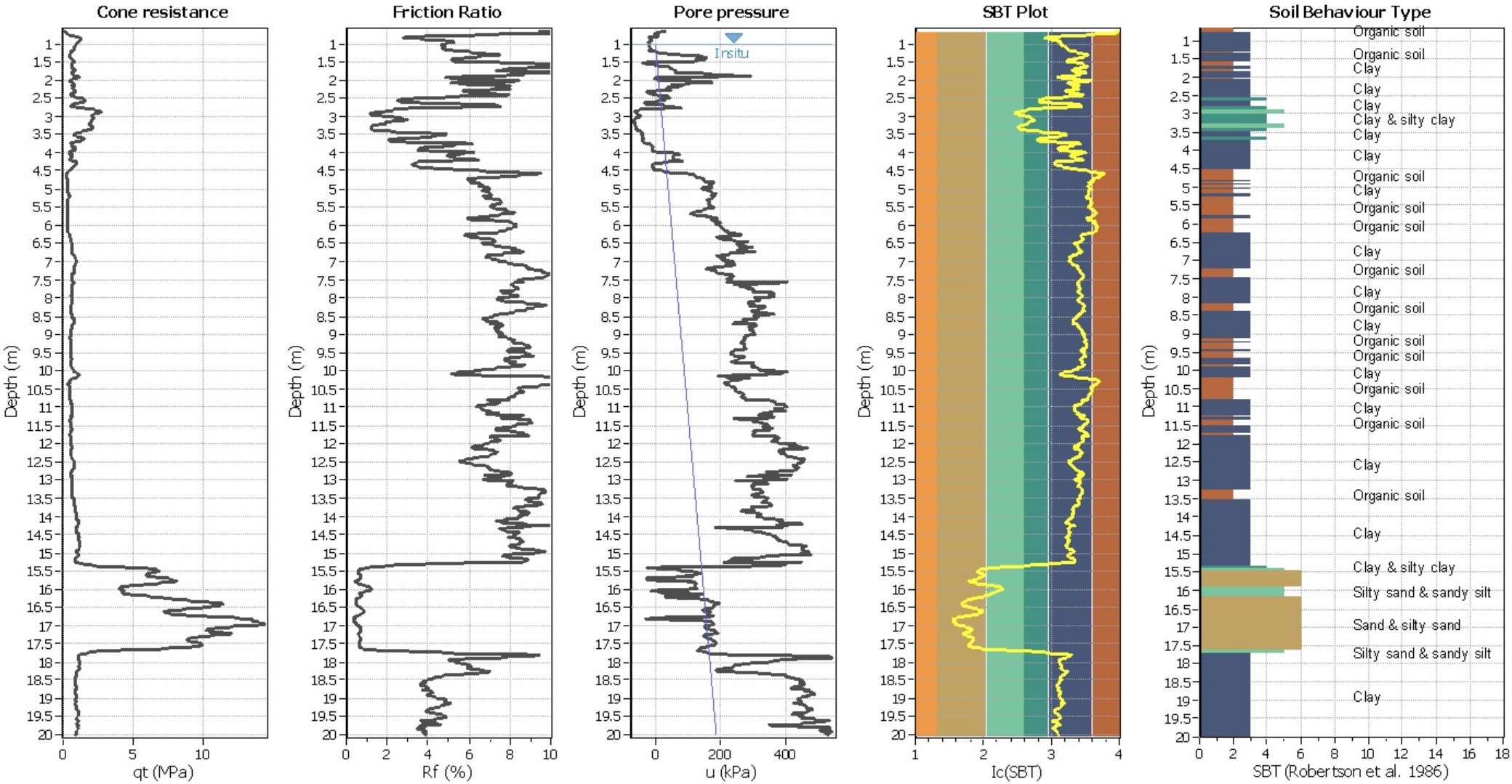

Input parameters and analysis data

Analysis method:	B&I (2014)	Depth to GWT (erthq.):	1.00 m	Fill weight:	N/A
Fines correction method:	B&I (2014)	Average results interval:	3	Transition detect. applied:	No
Points to test:	Based on Ic value	Ic cut-off value:	2.60	K_σ applied:	Yes
Earthquake magnitude M_w:	6.14	Unit weight calculation:	Based on SBT	Clay like behavior applied:	Sands only
Peak ground acceleration:	0.23	Use fill:	No	Limit depth applied:	Yes
Depth to water table (insitu):	1.00 m	Fill height:	N/A	Limit depth:	20.00 m

SBT legend

1. Sensitive fine grained
2. Organic material
3. Clay to silty clay
4. Clayey silt to silty clay
5. Silty sand to sandy silt
6. Clean sand to silty sand
7. Gravely sand to sand
8. Very stiff sand to clayey sand
9. Very stiff fine grained

Liquefaction analysis overall plot

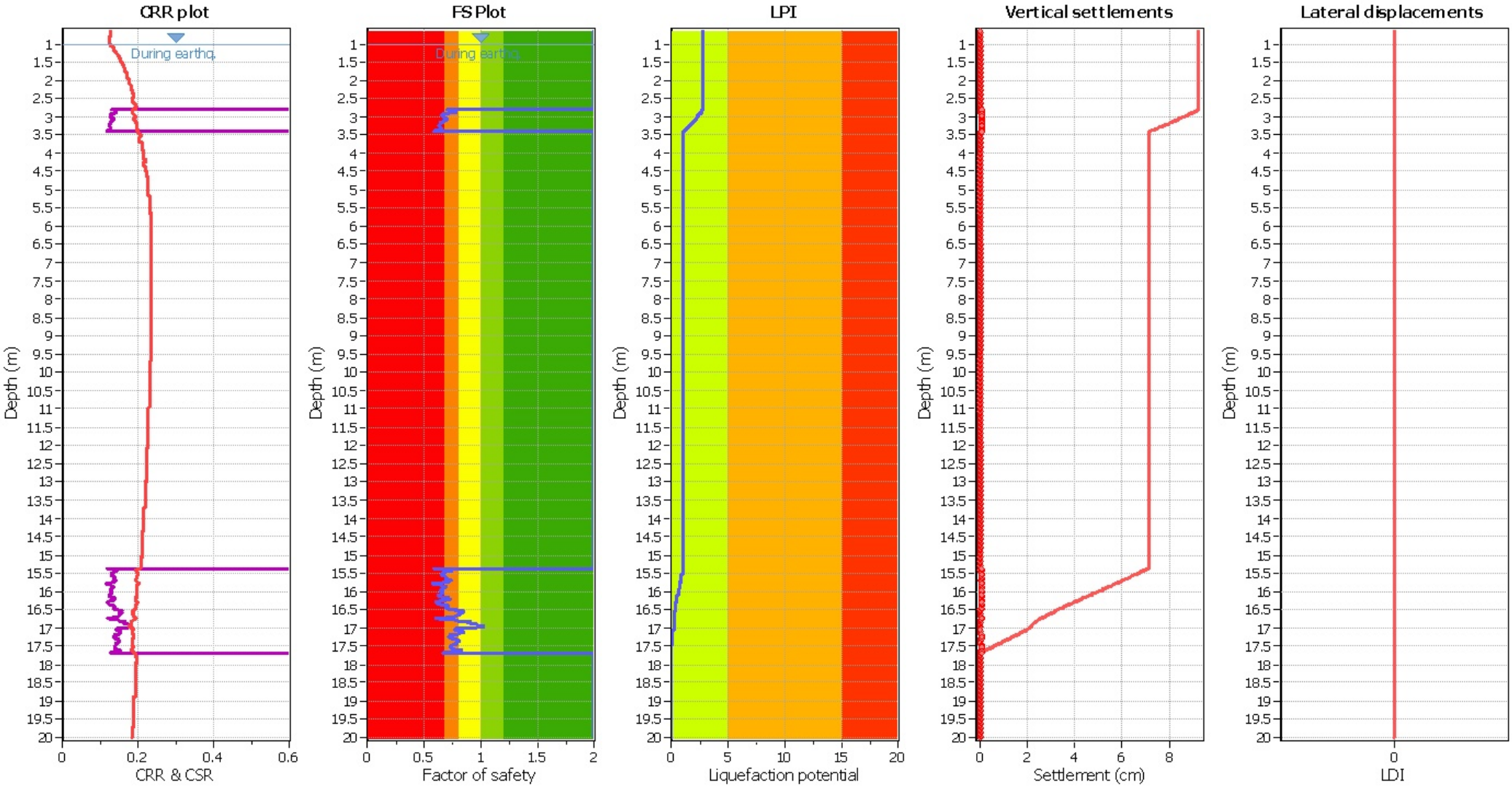

Input parameters and analysis data

Analysis method:	B&I (2014)	Depth to GWT (erthq.):	1.00 m	Fill weight:	N/A
Fines correction method:	B&I (2014)	Average results interval:	3	Transition detect. applied:	No
Points to test:	Based on Ic value	Ic cut-off value:	2.60	K_σ applied:	Yes
Earthquake magnitude M_w:	6.14	Unit weight calculation:	Based on SBT	Clay like behavior applied:	Sands only
Peak ground acceleration:	0.23	Use fill:	No	Limit depth applied:	Yes
Depth to water table (insitu):	1.00 m	Fill height:	N/A	Limit depth:	20.00 m

F.S. color scheme

- Almost certain it will liquefy
- Very likely to liquefy
- Liquefaction and no liq. are equally likely
- Unlike to liquefy
- Almost certain it will not liquefy

LPI color scheme

- Very high risk
- High risk
- Low risk

CPT basic interpretation plo

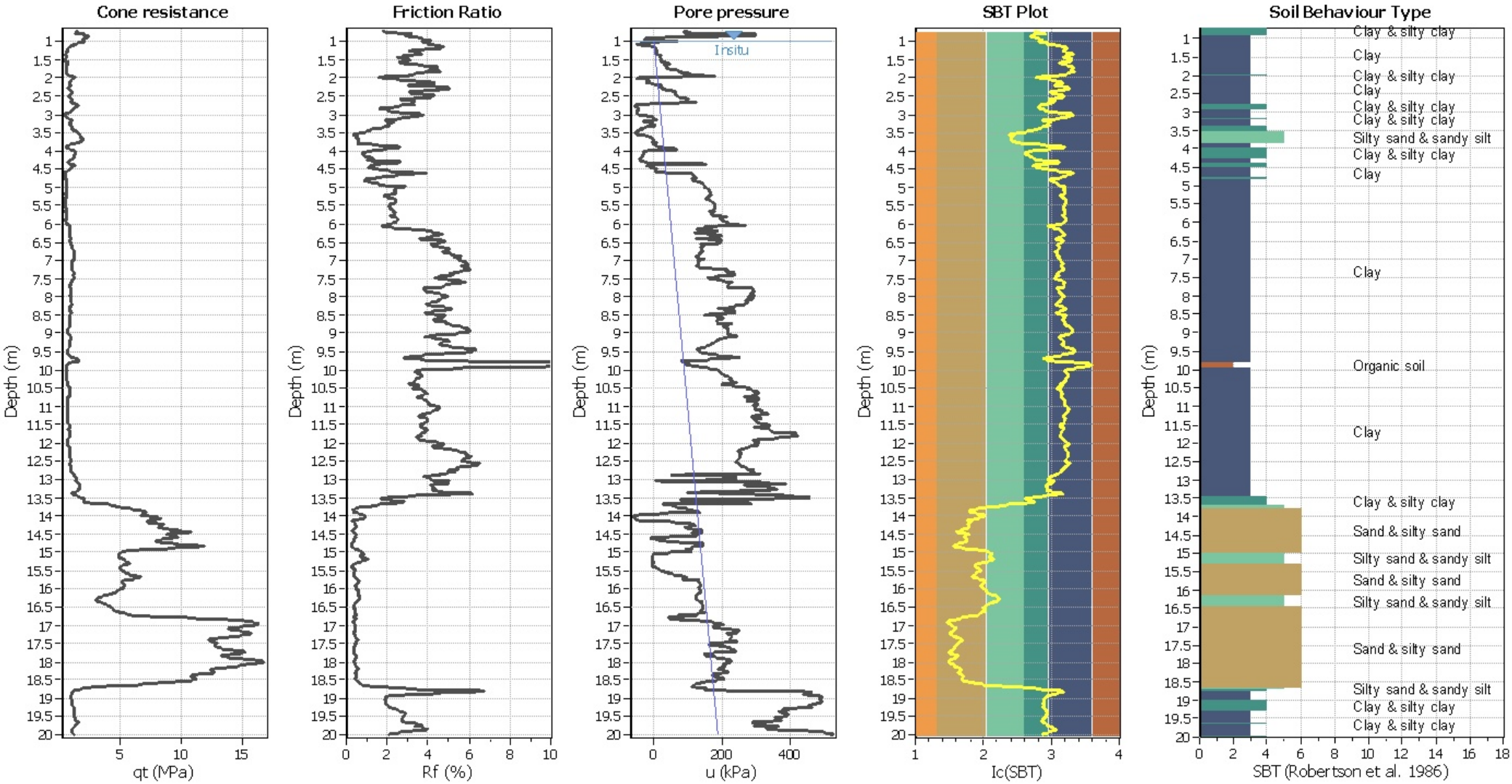

Input parameters and analysis data

Analysis method:	B&I (2014)	Depth to GWT (erthq.):	1.00 m	Fill weight:	N/A
Fines correction method:	B&I (2014)	Average results interval:	3	Transition detect. applied:	No
Points to test:	Based on Ic value	Ic cut-off value:	2.60	K_σ applied:	Yes
Earthquake magnitude M_w:	6.14	Unit weight calculation:	Based on SBT	Clay like behavior applied:	Sands only
Peak ground acceleration:	0.23	Use fill:	No	Limit depth applied:	Yes
Depth to water table (insitu):	1.00 m	Fill height:	N/A	Limit depth:	20.00 m

SBT legend

1. Sensitive fine grained
2. Organic material
3. Clay to silty clay
4. Clayey silt to silty clay
5. Silty sand to sandy silt
6. Clean sand to silty sand
7. Gravely sand to sand
8. Very stiff sand to clayey sand
9. Very stiff fine grained

Liquefaction analysis overall plot

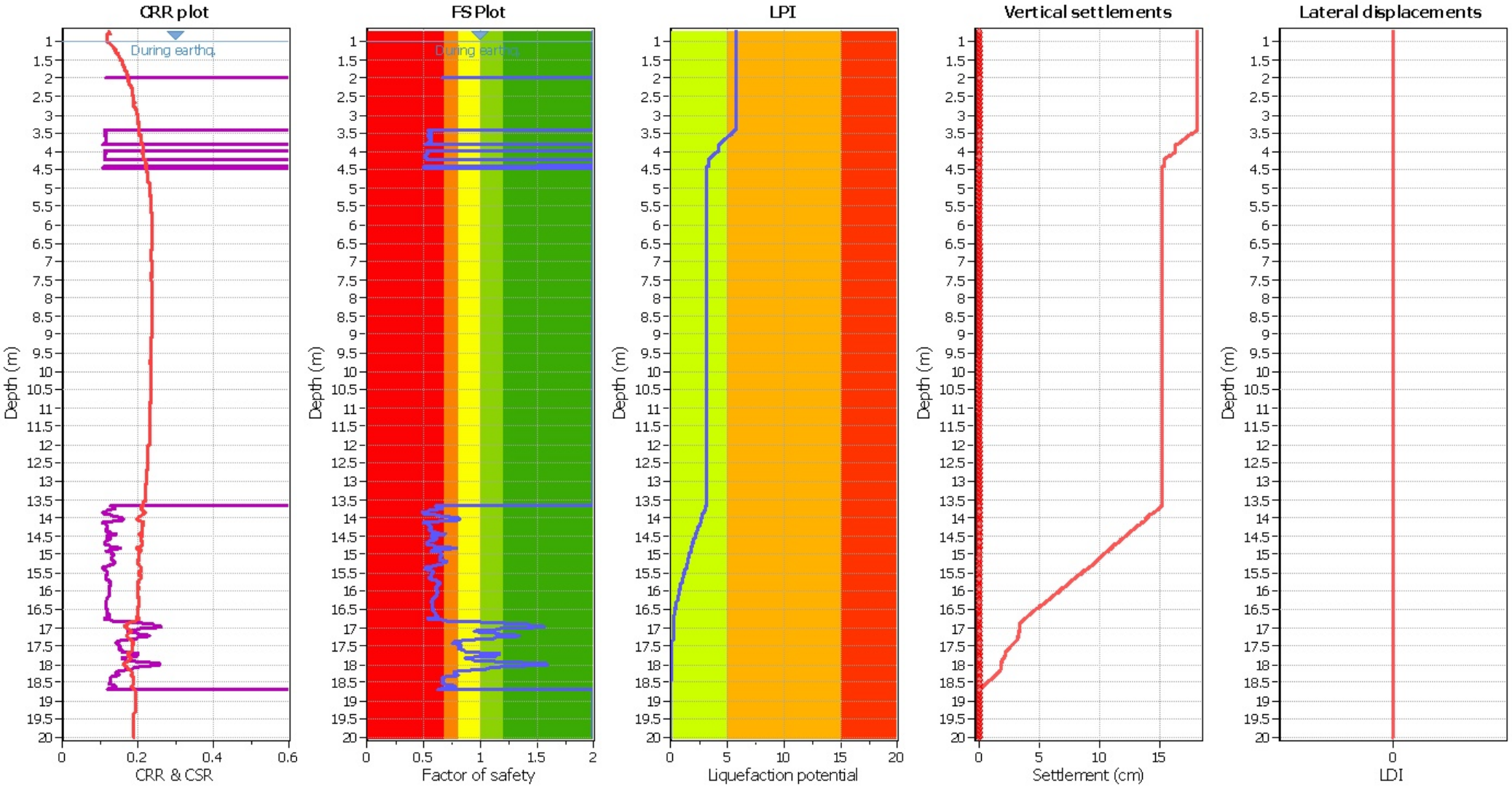

Input parameters and analysis data

Analysis method:	B&I (2014)	Depth to GWT (erthq.):	1.00 m	Fill weight:	N/A
Fines correction method:	B&I (2014)	Average results interval:	3	Transition detect. applied:	No
Points to test:	Based on Ic value	Ic cut-off value:	2.60	K_σ applied:	Yes
Earthquake magnitude M_w:	6.14	Unit weight calculation:	Based on SBT	Clay like behavior applied:	Sands only
Peak ground acceleration:	0.23	Use fill:	No	Limit depth applied:	Yes
Depth to water table (insitu):	1.00 m	Fill height:	N/A	Limit depth:	20.00 m

F.S. color scheme

- Almost certain it will liquefy
- Very likely to liquefy
- Liquefaction and no liq. are equally likely
- Unlike to liquefy
- Almost certain it will not liquefy

LPI color scheme

- Very high risk
- High risk
- Low risk

CPT basic interpretation plo

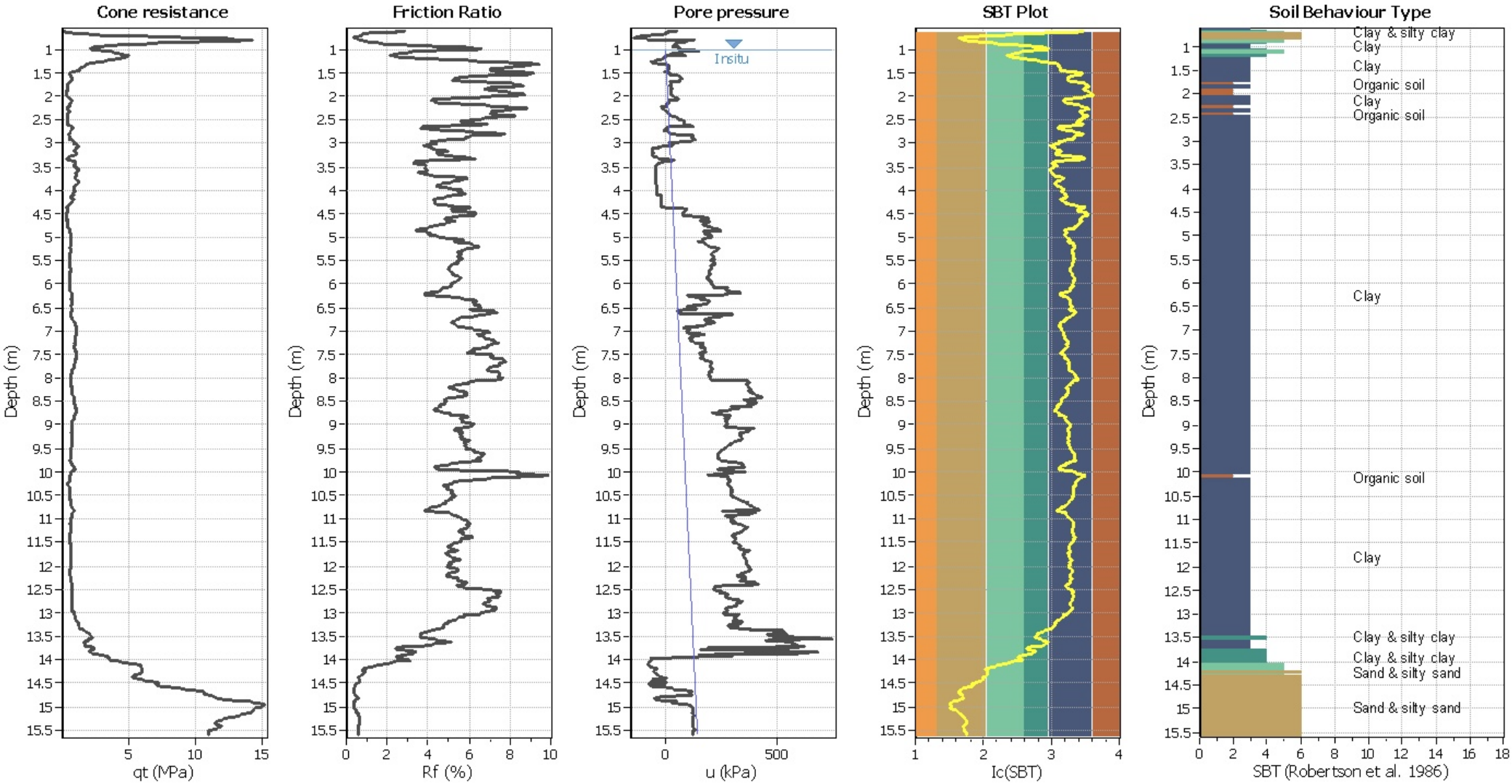

Input parameters and analysis data

Analysis method:	B&I (2014)	Depth to GWT (erthq.):	1.00 m	Fill weight:	N/A
Fines correction method:	B&I (2014)	Average results interval:	3	Transition detect. applied:	No
Points to test:	Based on Ic value	Ic cut-off value:	2.60	K_σ applied:	Yes
Earthquake magnitude M_w:	6.14	Unit weight calculation:	Based on SBT	Clay like behavior applied:	Sands only
Peak ground acceleration:	0.23	Use fill:	No	Limit depth applied:	Yes
Depth to water table (insitu):	1.00 m	Fill height:	N/A	Limit depth:	20.00 m

SBT legend

1. Sensitive fine grained
2. Organic material
3. Clay to silty clay
4. Clayey silt to silty clay
5. Silty sand to sandy silt
6. Clean sand to silty sand
7. Gravely sand to sand
8. Very stiff sand to clayey sand
9. Very stiff fine grained

Liquefaction analysis overall plot

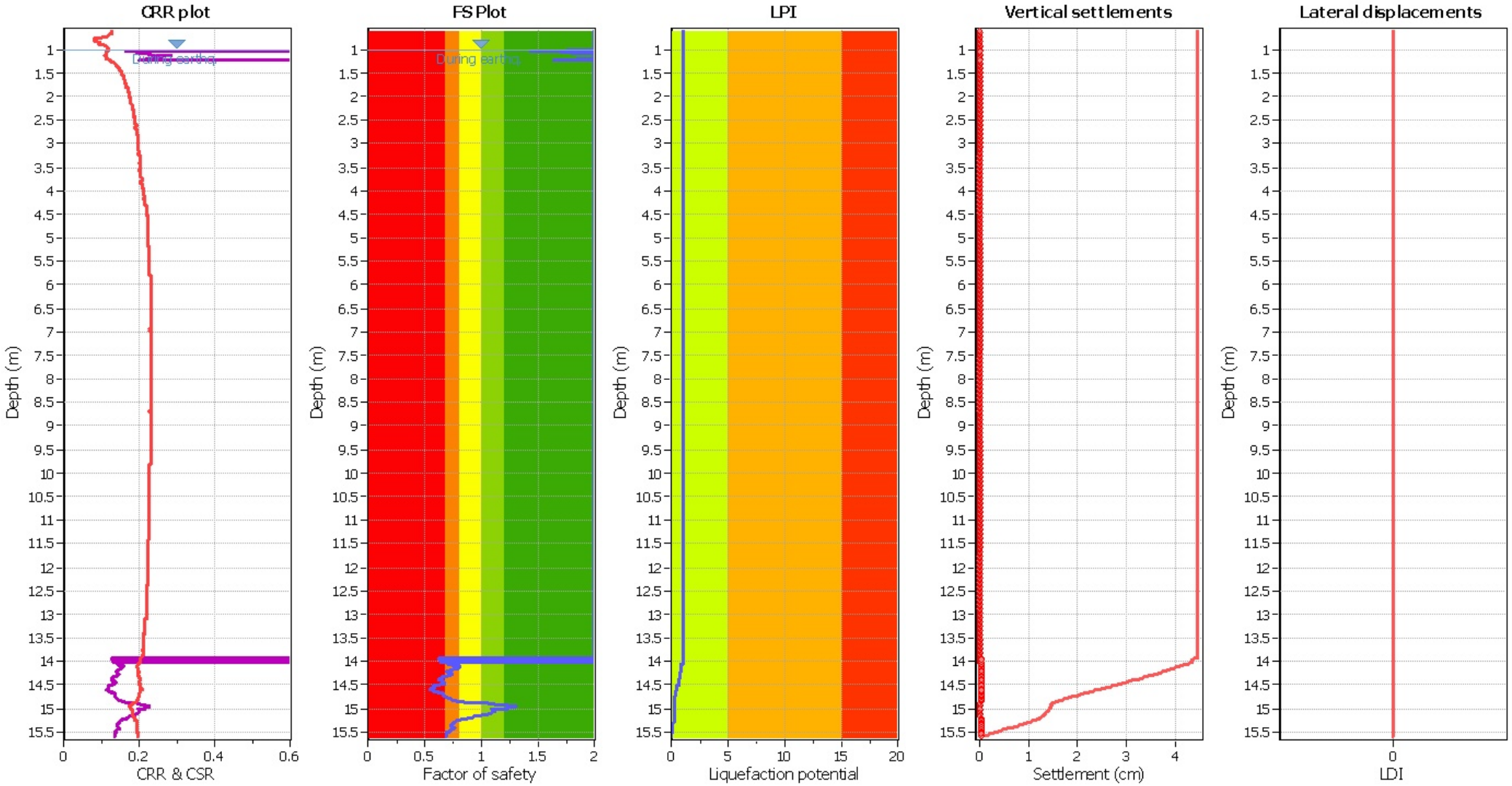

Input parameters and analysis data

Analysis method:	B&I (2014)	Depth to GWT (erthq.):	1.00 m	Fill weight:	N/A
Fines correction method:	B&I (2014)	Average results interval:	3	Transition detect. applied:	No
Points to test:	Based on Ic value	Ic cut-off value:	2.60	K_σ applied:	Yes
Earthquake magnitude M_w:	6.14	Unit weight calculation:	Based on SBT	Clay like behavior applied:	Sands only
Peak ground acceleration:	0.23	Use fill:	No	Limit depth applied:	Yes
Depth to water table (insitu):	1.00 m	Fill height:	N/A	Limit depth:	20.00 m

F.S. color scheme

- Almost certain it will liquefy
- Very likely to liquefy
- Liquefaction and no liq. are equally likely
- Unlike to liquefy
- Almost certain it will not liquefy

LPI color scheme

- Very high risk
- High risk
- Low risk

CPT basic interpretation plo

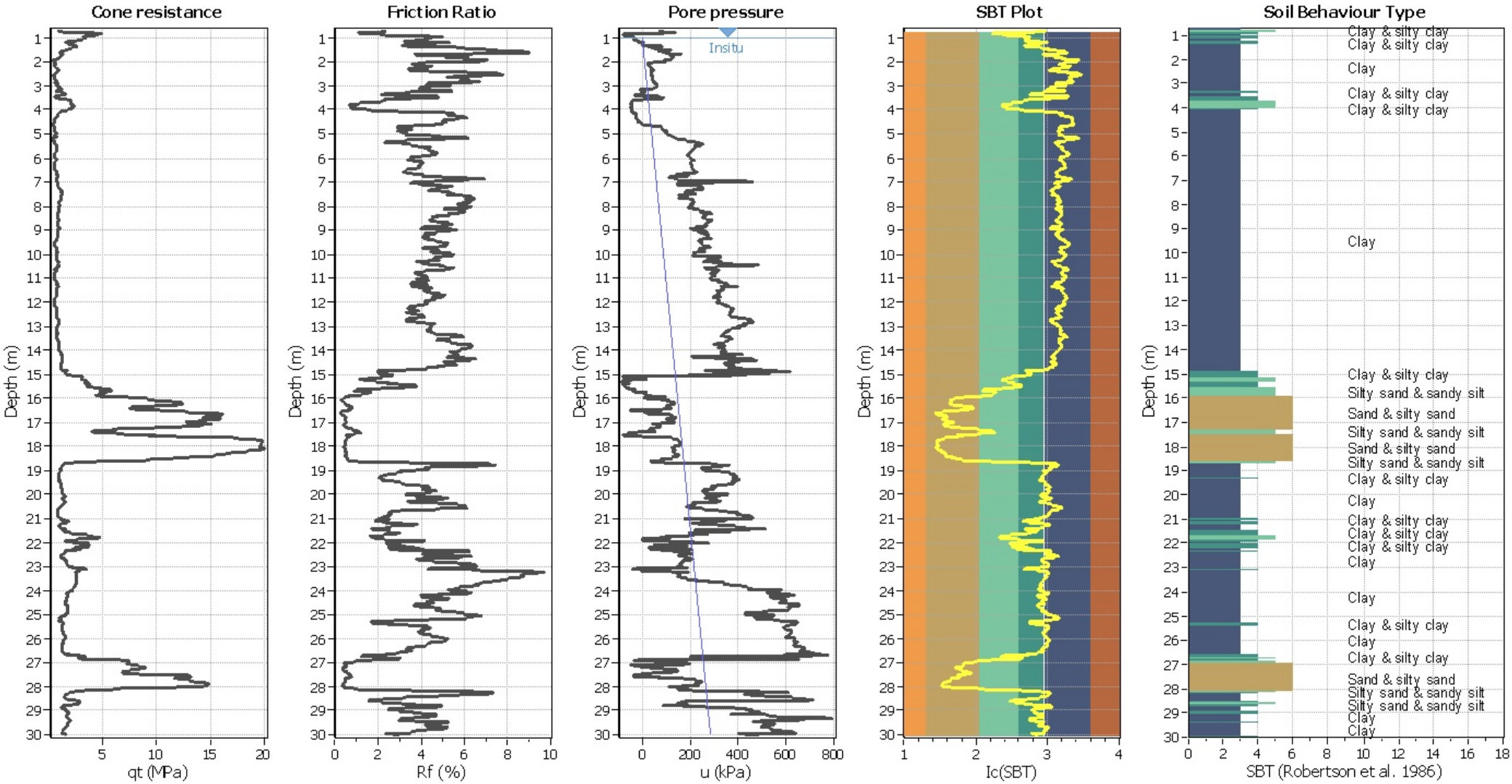

Input parameters and analysis data

Analysis method:	B&I (2014)	Depth to GWT (erthq.):	1.00 m	Fill weight:	N/A
Fines correction method:	B&I (2014)	Average results interval:	3	Transition detect. applied:	No
Points to test:	Based on Ic value	Ic cut-off value:	2.60	K_σ applied:	Yes
Earthquake magnitude M_w:	6.14	Unit weight calculation:	Based on SBT	Clay like behavior applied:	Sands only
Peak ground acceleration:	0.23	Use fill:	No	Limit depth applied:	Yes
Depth to water table (insitu):	1.00 m	Fill height:	N/A	Limit depth:	20.00 m

SBT legend

1. Sensitive fine grained
2. Organic material
3. Clay to silty clay
4. Clayey silt to silty clay
5. Silty sand to sandy silt
6. Clean sand to silty sand
7. Gravely sand to sand
8. Very stiff sand to clayey sand
9. Very stiff fine grained

Liquefaction analysis overall plot

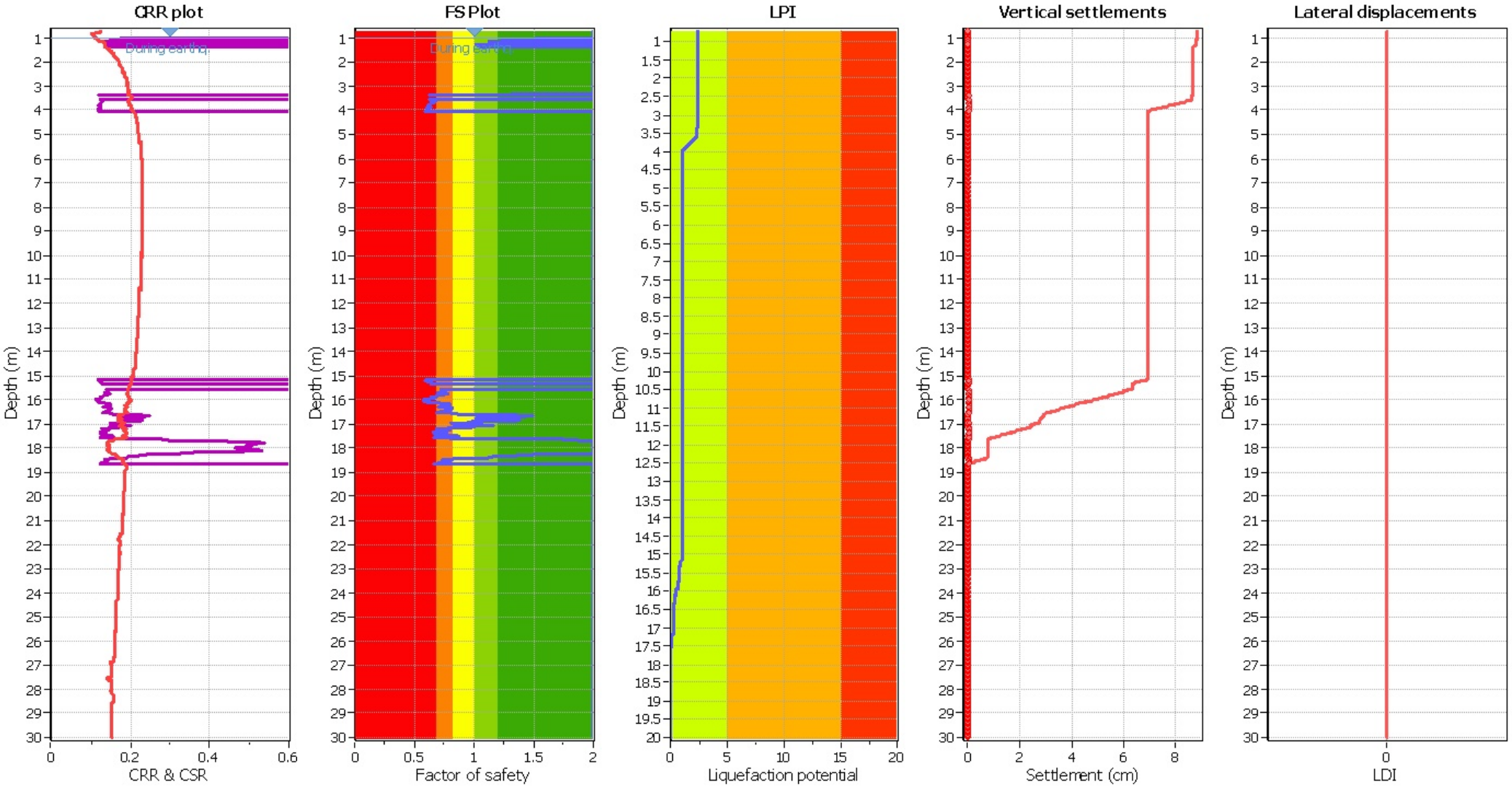

Input parameters and analysis data

Analysis method:	B&I (2014)	Depth to GWT (erthq.):	1.00 m	Fill weight:	N/A
Fines correction method:	B&I (2014)	Average results interval:	3	Transition detect. applied:	No
Points to test:	Based on Ic value	Ic cut-off value:	2.60	K_σ applied:	Yes
Earthquake magnitude M_w:	6.14	Unit weight calculation:	Based on SBT	Clay like behavior applied:	Sands only
Peak ground acceleration:	0.23	Use fill:	No	Limit depth applied:	Yes
Depth to water table (insitu):	1.00 m	Fill height:	N/A	Limit depth:	20.00 m

F.S. color scheme

- Almost certain it will liquefy
- Very likely to liquefy
- Liquefaction and no liq. are equally likely
- Unlike to liquefy
- Almost certain it will not liquefy

LPI color scheme

- Very high risk
- High risk
- Low risk

CPT basic interpretation plo

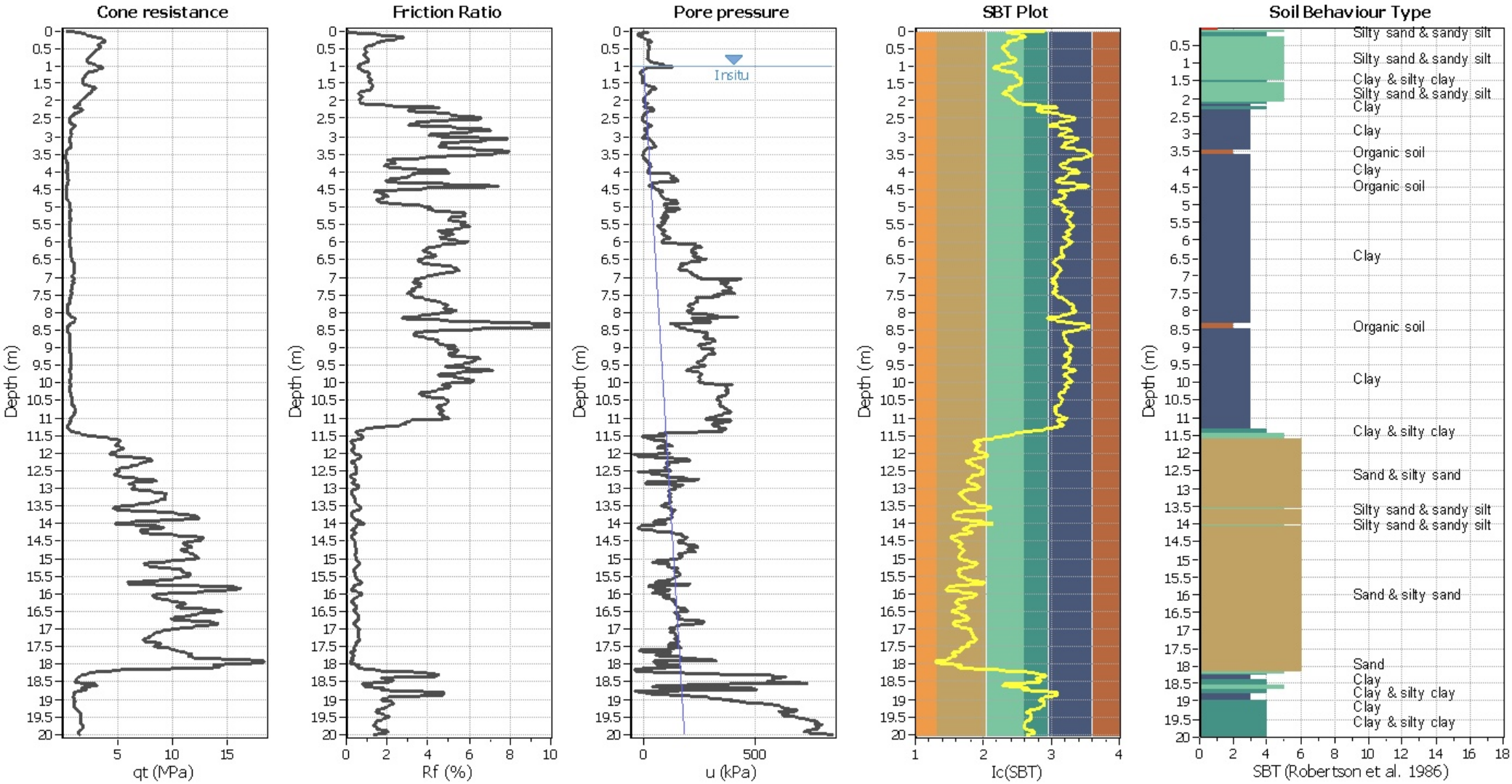

Input parameters and analysis data

Analysis method:	B&I (2014)	Depth to GWT (erthq.):	1.00 m	Fill weight:	N/A
Fines correction method:	B&I (2014)	Average results interval:	3	Transition detect. applied:	No
Points to test:	Based on Ic value	Ic cut-off value:	2.60	K_σ applied:	Yes
Earthquake magnitude M_w:	6.14	Unit weight calculation:	Based on SBT	Clay like behavior applied:	Sands only
Peak ground acceleration:	0.23	Use fill:	No	Limit depth applied:	Yes
Depth to water table (insitu):	1.00 m	Fill height:	N/A	Limit depth:	20.00 m

SBT legend

1. Sensitive fine grained
2. Organic material
3. Clay to silty clay
4. Clayey silt to silty clay
5. Silty sand to sandy silt
6. Clean sand to silty sand
7. Gravely sand to sand
8. Very stiff sand to clayey sand
9. Very stiff fine grained

Liquefaction analysis overall plot

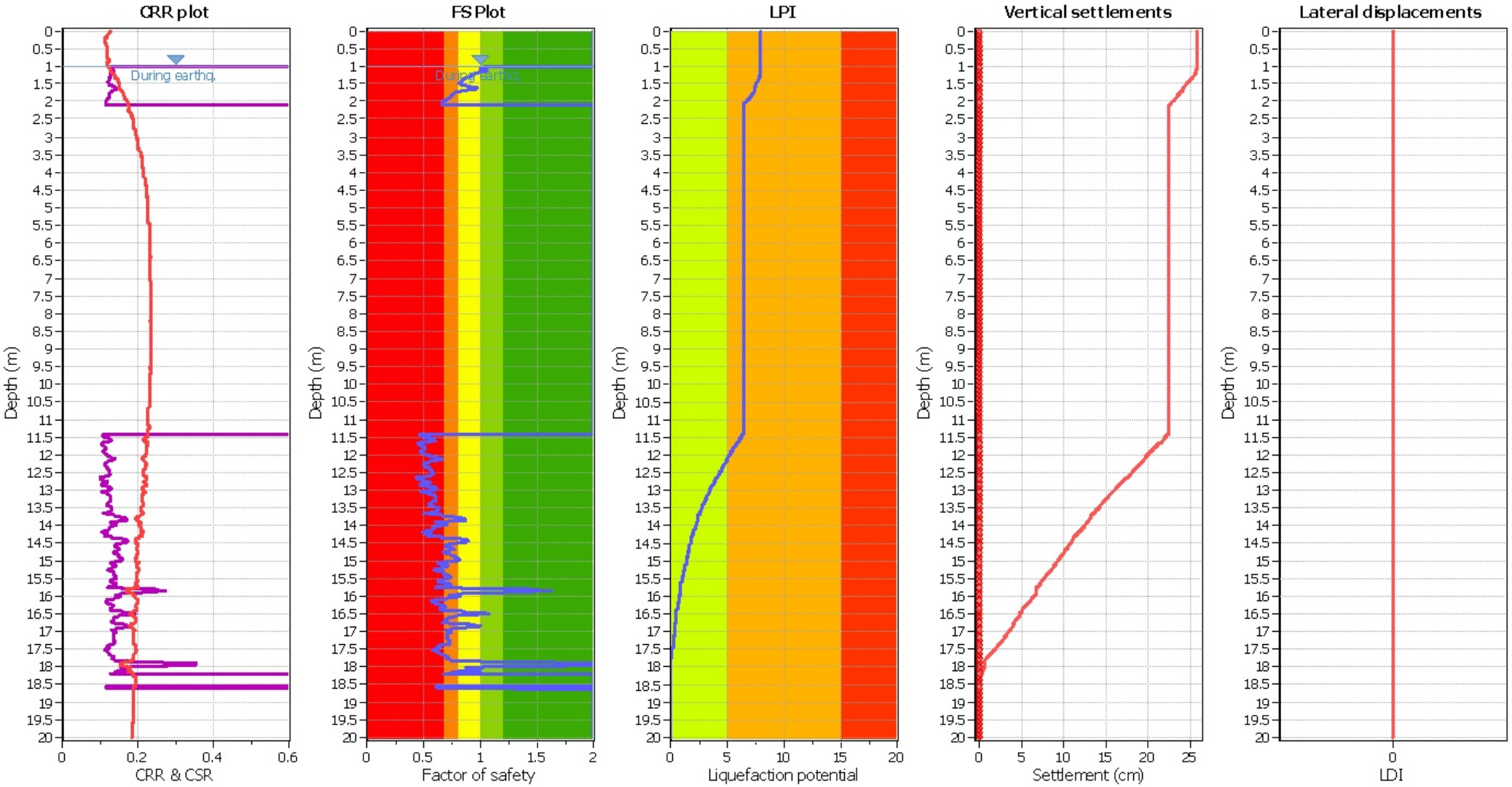

Input parameters and analysis data

Analysis method:	B&I (2014)	Depth to GWT (erthq.):	1.00 m	Fill weight:	N/A
Fines correction method:	B&I (2014)	Average results interval:	3	Transition detect. applied:	No
Points to test:	Based on Ic value	Ic cut-off value:	2.60	K_σ applied:	Yes
Earthquake magnitude M_w:	6.14	Unit weight calculation:	Based on SBT	Clay like behavior applied:	Sands only
Peak ground acceleration:	0.23	Use fill:	No	Limit depth applied:	Yes
Depth to water table (insitu):	1.00 m	Fill height:	N/A	Limit depth:	20.00 m

F.S. color scheme

- Almost certain it will liquefy
- Very likely to liquefy
- Liquefaction and no liq. are equally likely
- Unlike to liquefy
- Almost certain it will not liquefy

LPI color scheme

- Very high risk
- High risk
- Low risk

CPT basic interpretation plo

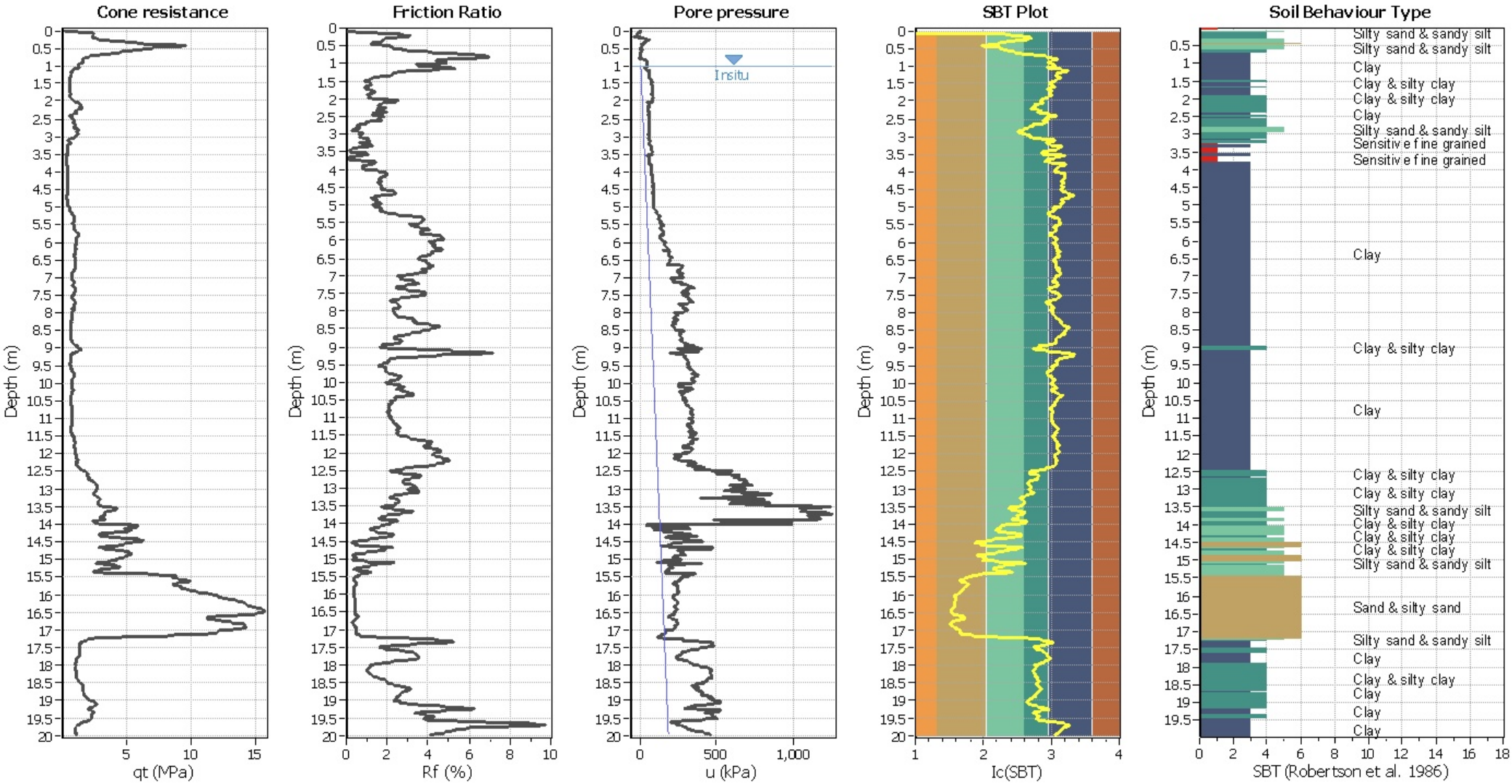

Input parameters and analysis data

Analysis method:	B&I (2014)	Depth to GWT (erthq.):	1.00 m	Fill weight:	N/A
Fines correction method:	B&I (2014)	Average results interval:	3	Transition detect. applied:	No
Points to test:	Based on Ic value	Ic cut-off value:	2.60	K_σ applied:	Yes
Earthquake magnitude M_w:	6.14	Unit weight calculation:	Based on SBT	Clay like behavior applied:	Sands only
Peak ground acceleration:	0.23	Use fill:	No	Limit depth applied:	Yes
Depth to water table (insitu):	1.00 m	Fill height:	N/A	Limit depth:	20.00 m

SBT legend

1. Sensitive fine grained
2. Organic material
3. Clay to silty clay
4. Clayey silt to silty clay
5. Silty sand to sandy silt
6. Clean sand to silty sand
7. Gravely sand to sand
8. Very stiff sand to clayey sand
9. Very stiff fine grained

Liquefaction analysis overall plot

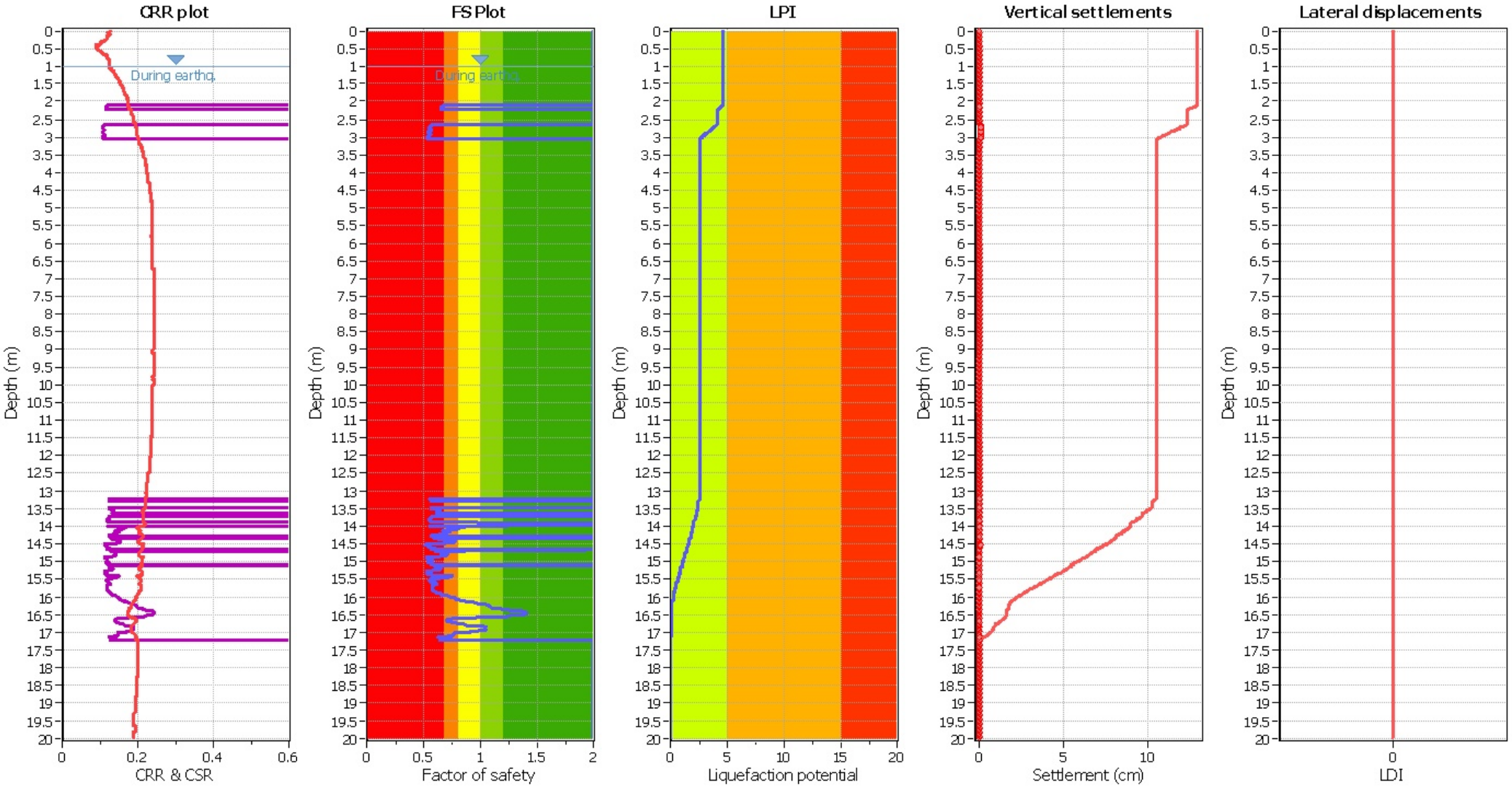

Input parameters and analysis data

Analysis method:	B&I (2014)	Depth to GWT (erthq.):	1.00 m	Fill weight:	N/A
Fines correction method:	B&I (2014)	Average results interval:	3	Transition detect. applied:	No
Points to test:	Based on Ic value	Ic cut-off value:	2.60	K_σ applied:	Yes
Earthquake magnitude M_w:	6.14	Unit weight calculation:	Based on SBT	Clay like behavior applied:	Sands only
Peak ground acceleration:	0.23	Use fill:	No	Limit depth applied:	Yes
Depth to water table (insitu):	1.00 m	Fill height:	N/A	Limit depth:	20.00 m

F.S. color scheme

- Almost certain it will liquefy
- Very likely to liquefy
- Liquefaction and no liq. are equally likely
- Unlike to liquefy
- Almost certain it will not liquefy

LPI color scheme

- Very high risk
- High risk
- Low risk

CPT basic interpretation plo

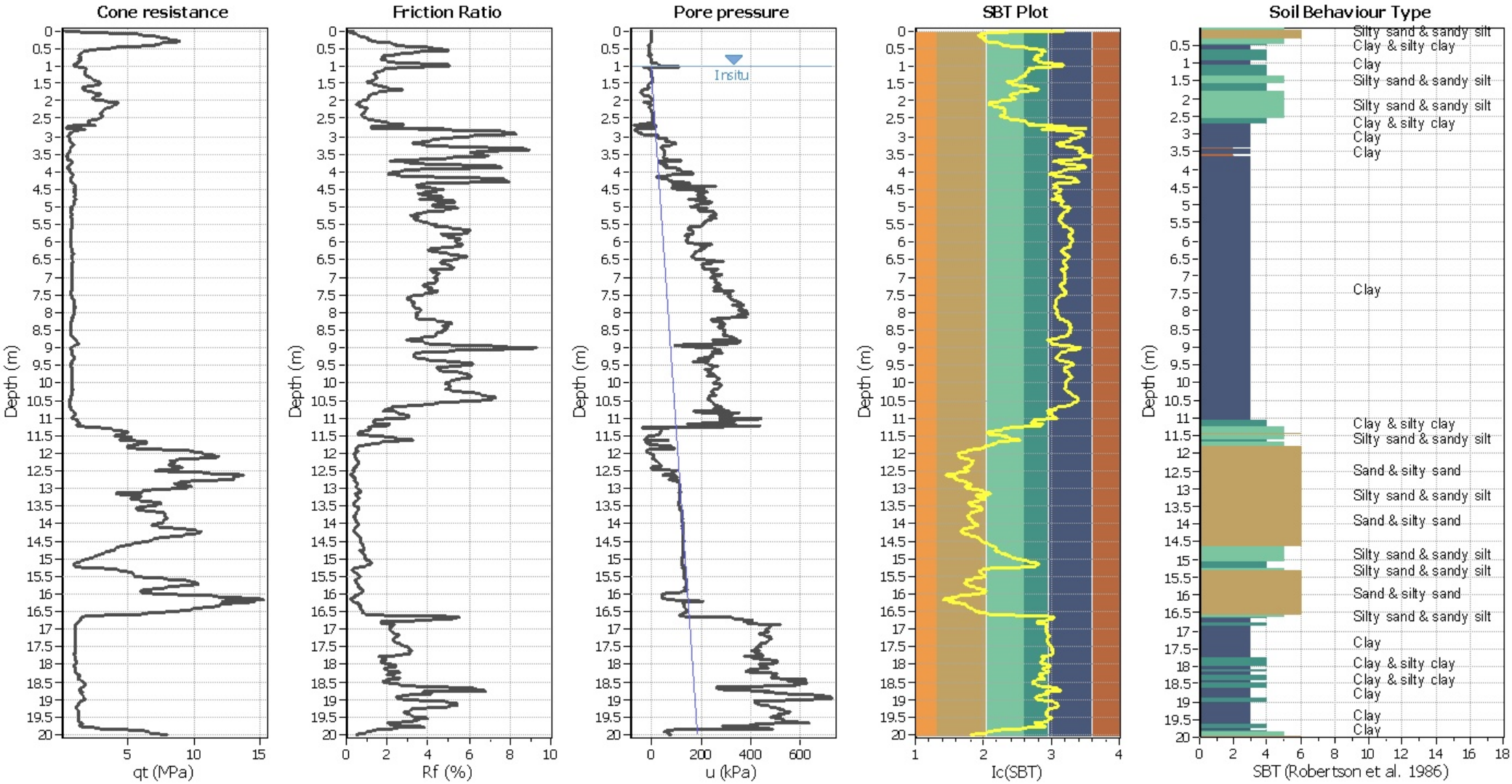

Input parameters and analysis data

Analysis method:	B&I (2014)	Depth to GWT (erthq.):	1.00 m	Fill weight:	N/A
Fines correction method:	B&I (2014)	Average results interval:	3	Transition detect. applied:	No
Points to test:	Based on Ic value	Ic cut-off value:	2.60	K_σ applied:	Yes
Earthquake magnitude M_w:	6.14	Unit weight calculation:	Based on SBT	Clay like behavior applied:	Sands only
Peak ground acceleration:	0.23	Use fill:	No	Limit depth applied:	Yes
Depth to water table (insitu):	1.00 m	Fill height:	N/A	Limit depth:	20.00 m

SBT legend

1. Sensitive fine grained
2. Organic material
3. Clay to silty clay
4. Clayey silt to silty clay
5. Silty sand to sandy silt
6. Clean sand to silty sand
7. Gravely sand to sand
8. Very stiff sand to clayey sand
9. Very stiff fine grained

Liquefaction analysis overall plot

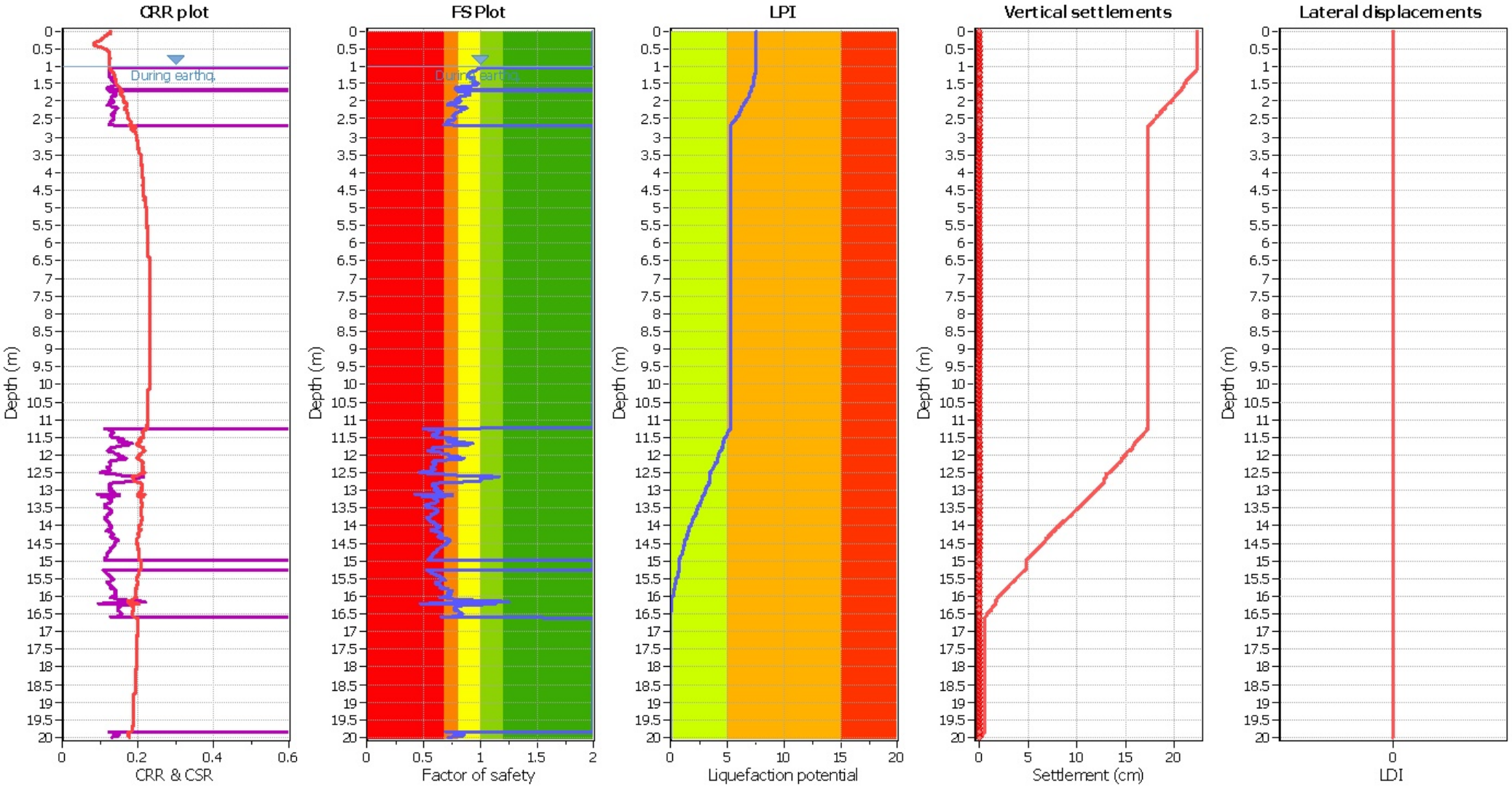

Input parameters and analysis data

Analysis method:	B&I (2014)	Depth to GWT (erthq.):	1.00 m	Fill weight:	N/A
Fines correction method:	B&I (2014)	Average results interval:	3	Transition detect. applied:	No
Points to test:	Based on Ic value	Ic cut-off value:	2.60	K_σ applied:	Yes
Earthquake magnitude M_w:	6.14	Unit weight calculation:	Based on SBT	Clay like behavior applied:	Sands only
Peak ground acceleration:	0.23	Use fill:	No	Limit depth applied:	Yes
Depth to water table (insitu):	1.00 m	Fill height:	N/A	Limit depth:	20.00 m

F.S. color scheme

- Almost certain it will liquefy
- Very likely to liquefy
- Liquefaction and no liq. are equally likely
- Unlike to liquefy
- Almost certain it will not liquefy

LPI color scheme

- Very high risk
- High risk
- Low risk

CPT basic interpretation plo

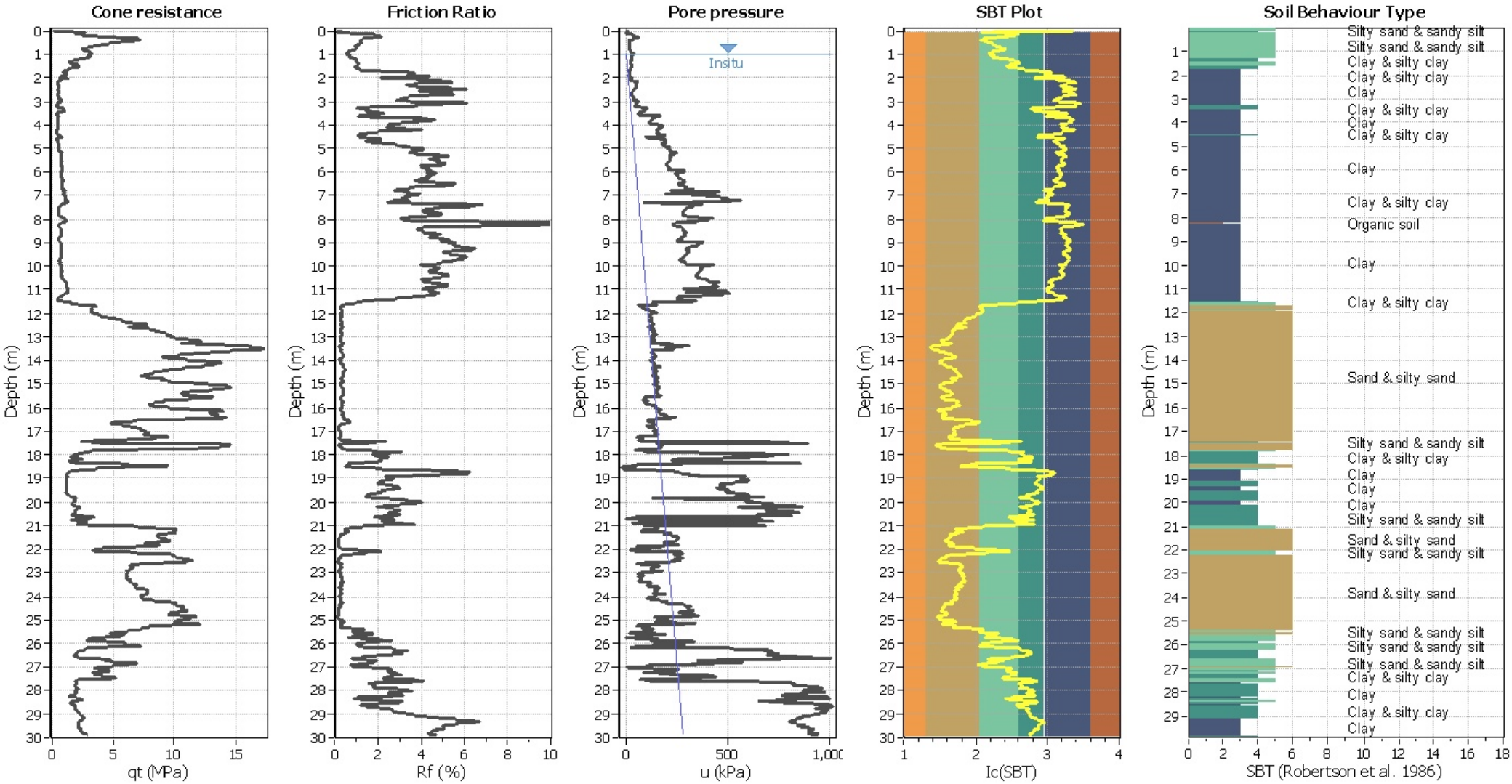

Input parameters and analysis data

Analysis method:	B&I (2014)	Depth to GWT (erthq.):	1.00 m	Fill weight:	N/A
Fines correction method:	B&I (2014)	Average results interval:	3	Transition detect. applied:	No
Points to test:	Based on Ic value	Ic cut-off value:	2.60	K_σ applied:	Yes
Earthquake magnitude M_w:	6.14	Unit weight calculation:	Based on SBT	Clay like behavior applied:	Sands only
Peak ground acceleration:	0.23	Use fill:	No	Limit depth applied:	Yes
Depth to water table (insitu):	1.00 m	Fill height:	N/A	Limit depth:	20.00 m

SBT legend

1. Sensitive fine grained
2. Organic material
3. Clay to silty clay
4. Clayey silt to silty clay
5. Silty sand to sandy silt
6. Clean sand to silty sand
7. Gravely sand to sand
8. Very stiff sand to clayey sand
9. Very stiff fine grained

Liquefaction analysis overall plot

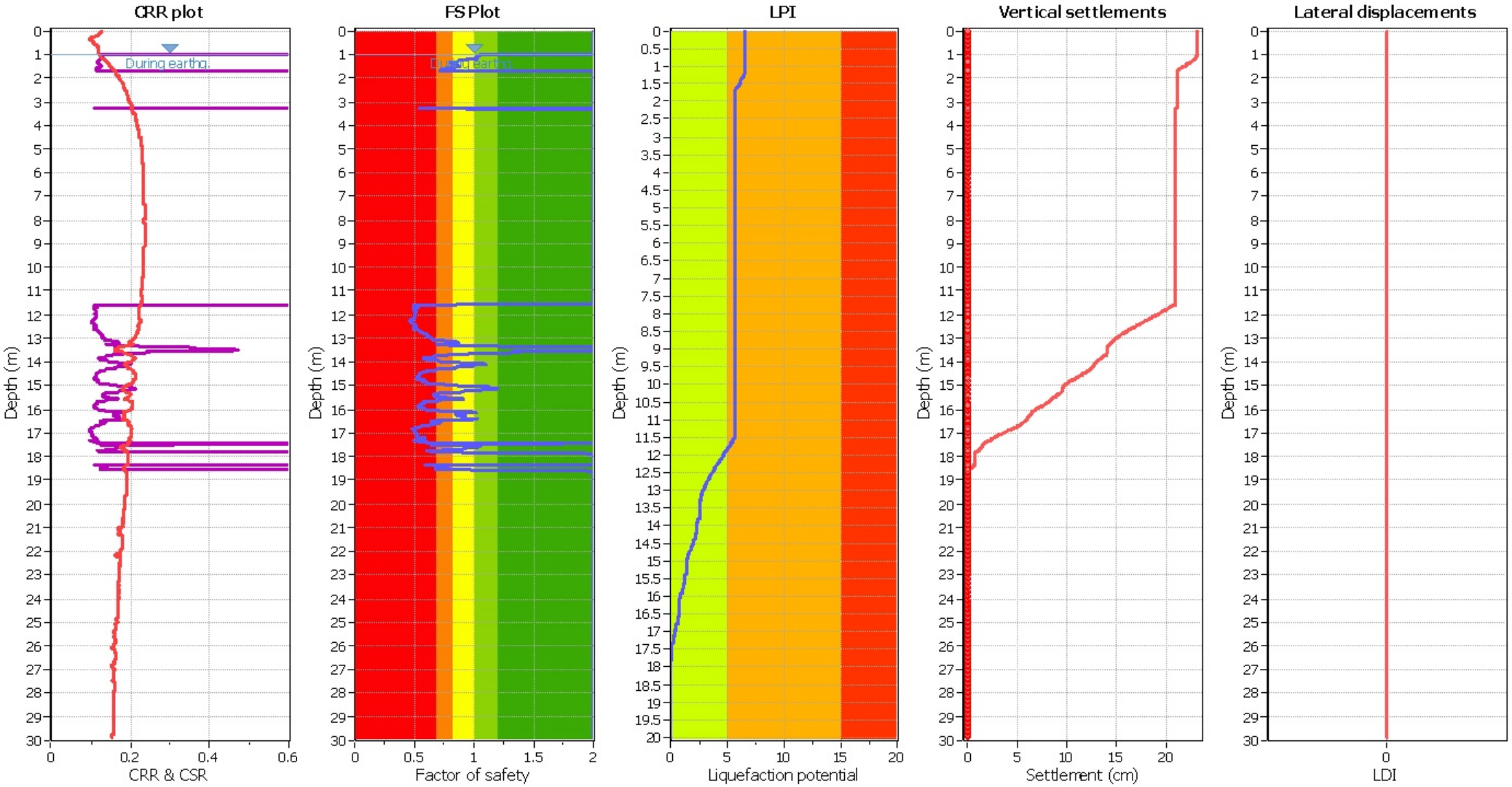

Input parameters and analysis data

Analysis method:	B&I (2014)	Depth to GWT (erthq.):	1.00 m	Fill weight:	N/A
Fines correction method:	B&I (2014)	Average results interval:	3	Transition detect. applied:	No
Points to test:	Based on Ic value	Ic cut-off value:	2.60	K_σ applied:	Yes
Earthquake magnitude M_w:	6.14	Unit weight calculation:	Based on SBT	Clay like behavior applied:	Sands only
Peak ground acceleration:	0.23	Use fill:	No	Limit depth applied:	Yes
Depth to water table (insitu):	1.00 m	Fill height:	N/A	Limit depth:	20.00 m

F.S. color scheme

- Almost certain it will liquefy
- Very likely to liquefy
- Liquefaction and no liq. are equally likely
- Unlike to liquefy
- Almost certain it will not liquefy

LPI color scheme

- Very high risk
- High risk
- Low risk

CPT basic interpretation plo

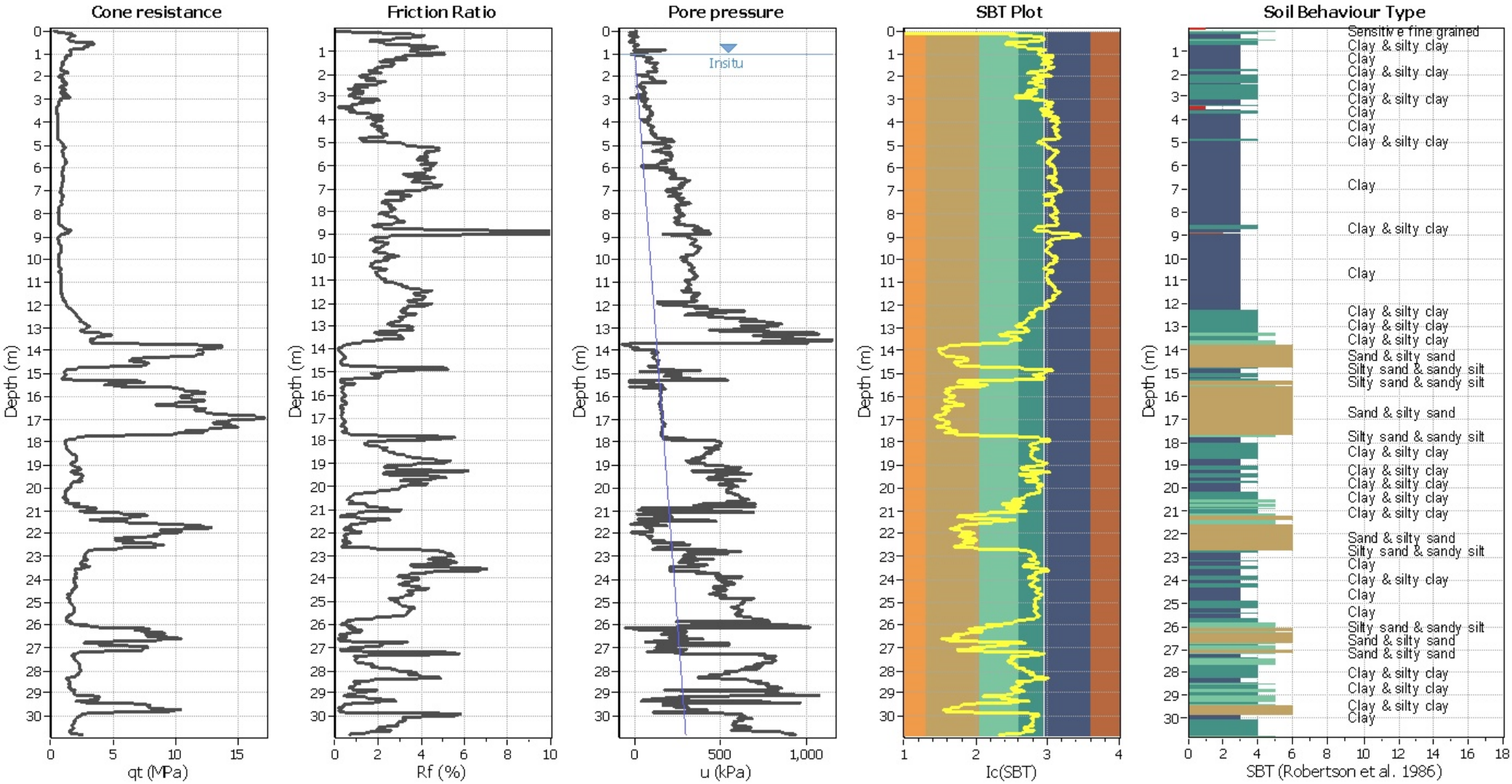

Input parameters and analysis data

Analysis method:	B&I (2014)	Depth to GWT (erthq.):	1.00 m	Fill weight:	N/A
Fines correction method:	B&I (2014)	Average results interval:	3	Transition detect. applied:	No
Points to test:	Based on Ic value	Ic cut-off value:	2.60	K_σ applied:	Yes
Earthquake magnitude M_w:	6.14	Unit weight calculation:	Based on SBT	Clay like behavior applied:	Sands only
Peak ground acceleration:	0.23	Use fill:	No	Limit depth applied:	Yes
Depth to water table (insitu):	1.00 m	Fill height:	N/A	Limit depth:	20.00 m

SBT legend

1. Sensitive fine grained
2. Organic material
3. Clay to silty clay
4. Clayey silt to silty clay
5. Silty sand to sandy silt
6. Clean sand to silty sand
7. Gravely sand to sand
8. Very stiff sand to clayey sand
9. Very stiff fine grained

Liquefaction analysis overall plot

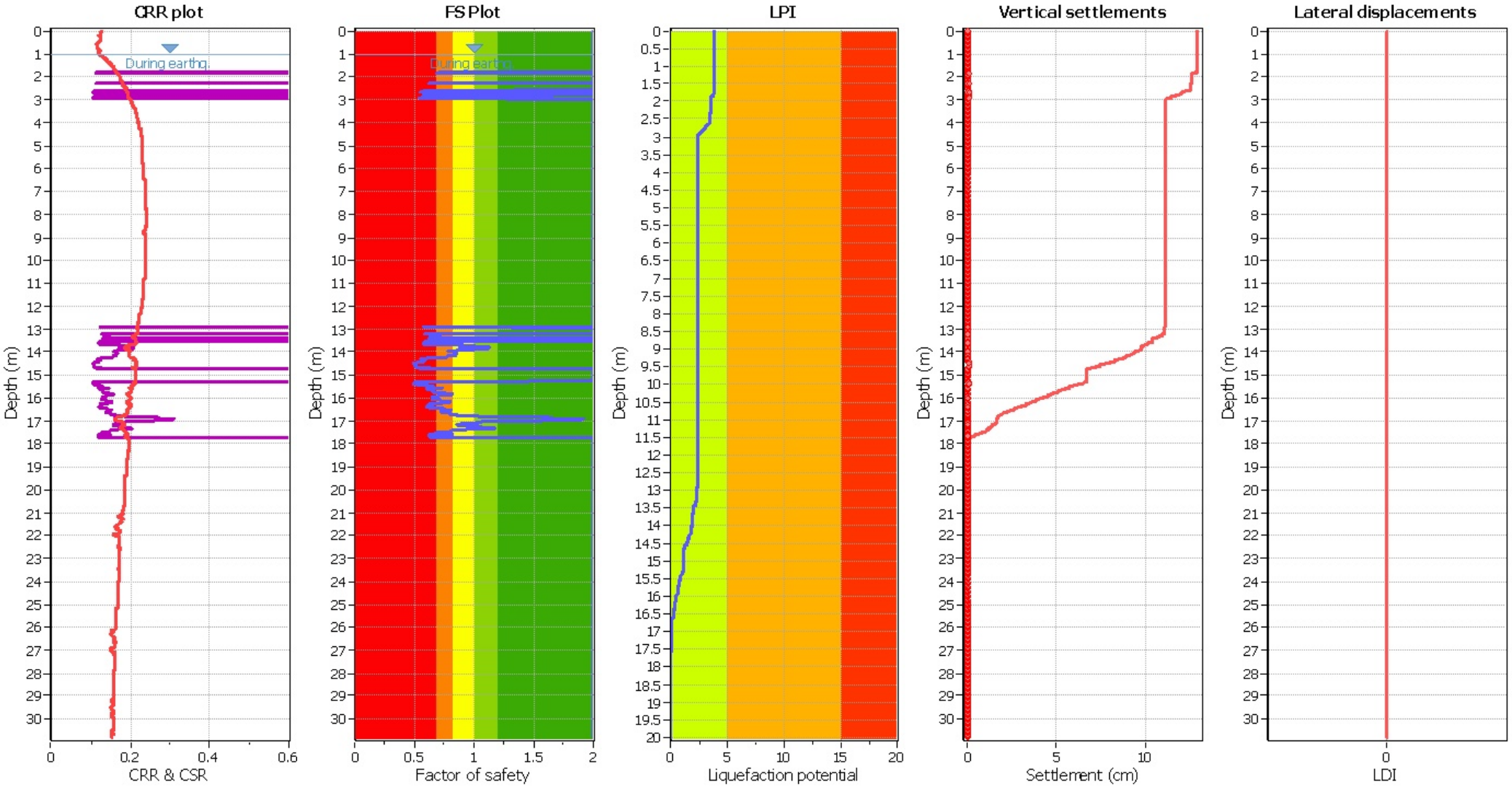

Input parameters and analysis data

Analysis method:	B&I (2014)	Depth to GWT (erthq.):	1.00 m	Fill weight:	N/A
Fines correction method:	B&I (2014)	Average results interval:	3	Transition detect. applied:	No
Points to test:	Based on Ic value	Ic cut-off value:	2.60	K_σ applied:	Yes
Earthquake magnitude M_w:	6.14	Unit weight calculation:	Based on SBT	Clay like behavior applied:	Sands only
Peak ground acceleration:	0.23	Use fill:	No	Limit depth applied:	Yes
Depth to water table (insitu):	1.00 m	Fill height:	N/A	Limit depth:	20.00 m

F.S. color scheme

- Almost certain it will liquefy
- Very likely to liquefy
- Liquefaction and no liq. are equally likely
- Unlike to liquefy
- Almost certain it will not liquefy

LPI color scheme

- Very high risk
- High risk
- Low risk

CPT basic interpretation plo

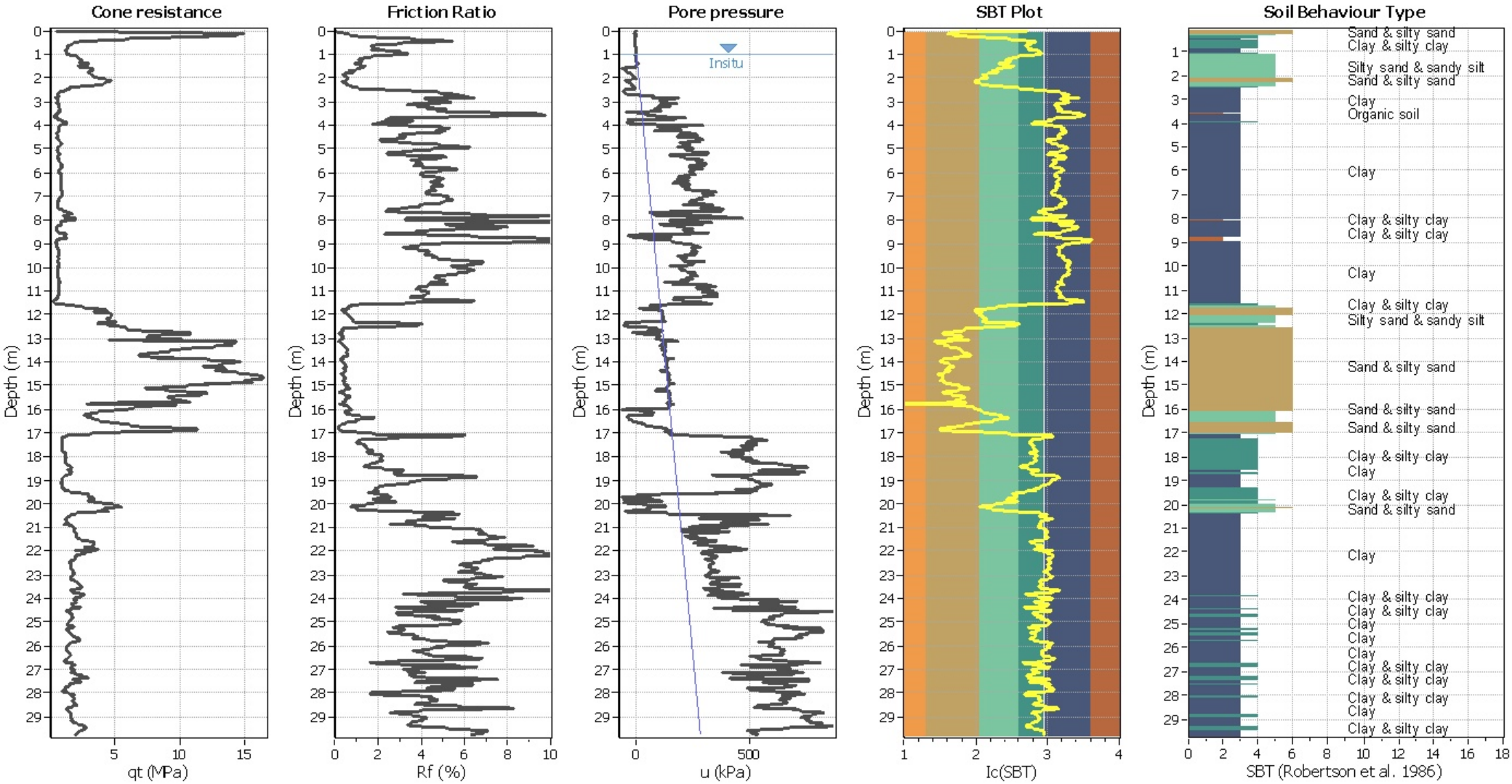

Input parameters and analysis data

Analysis method:	B&I (2014)	Depth to GWT (erthq.):	1.00 m	Fill weight:	N/A
Fines correction method:	B&I (2014)	Average results interval:	3	Transition detect. applied:	No
Points to test:	Based on Ic value	Ic cut-off value:	2.60	K_σ applied:	Yes
Earthquake magnitude M_w:	6.14	Unit weight calculation:	Based on SBT	Clay like behavior applied:	Sands only
Peak ground acceleration:	0.23	Use fill:	No	Limit depth applied:	Yes
Depth to water table (insitu):	1.00 m	Fill height:	N/A	Limit depth:	20.00 m

SBT legend

1. Sensitive fine grained	4. Clayey silt to silty clay	7. Gravely sand to sand
2. Organic material	5. Silty sand to sandy silt	8. Very stiff sand to clayey sand
3. Clay to silty clay	6. Clean sand to silty sand	9. Very stiff fine grained

Liquefaction analysis overall plot

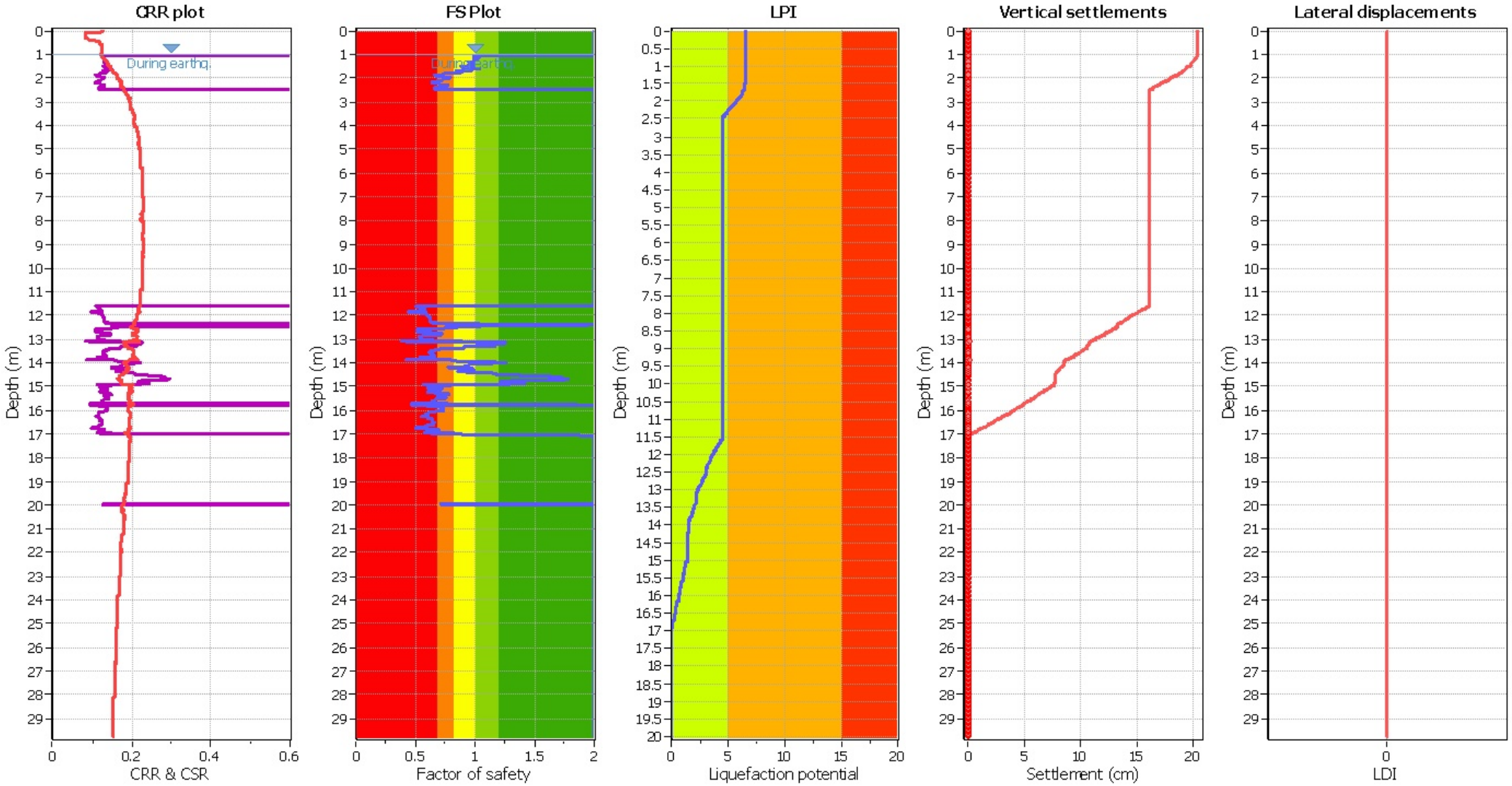

Input parameters and analysis data

Analysis method:	B&I (2014)	Depth to GWT (erthq.):	1.00 m	Fill weight:	N/A
Fines correction method:	B&I (2014)	Average results interval:	3	Transition detect. applied:	No
Points to test:	Based on Ic value	Ic cut-off value:	2.60	K_σ applied:	Yes
Earthquake magnitude M_w:	6.14	Unit weight calculation:	Based on SBT	Clay like behavior applied:	Sands only
Peak ground acceleration:	0.23	Use fill:	No	Limit depth applied:	Yes
Depth to water table (insitu):	1.00 m	Fill height:	N/A	Limit depth:	20.00 m

F.S. color scheme

- Almost certain it will liquefy
- Very likely to liquefy
- Liquefaction and no liq. are equally likely
- Unlike to liquefy
- Almost certain it will not liquefy

LPI color scheme

- Very high risk
- High risk
- Low risk

CPT basic interpretation plo

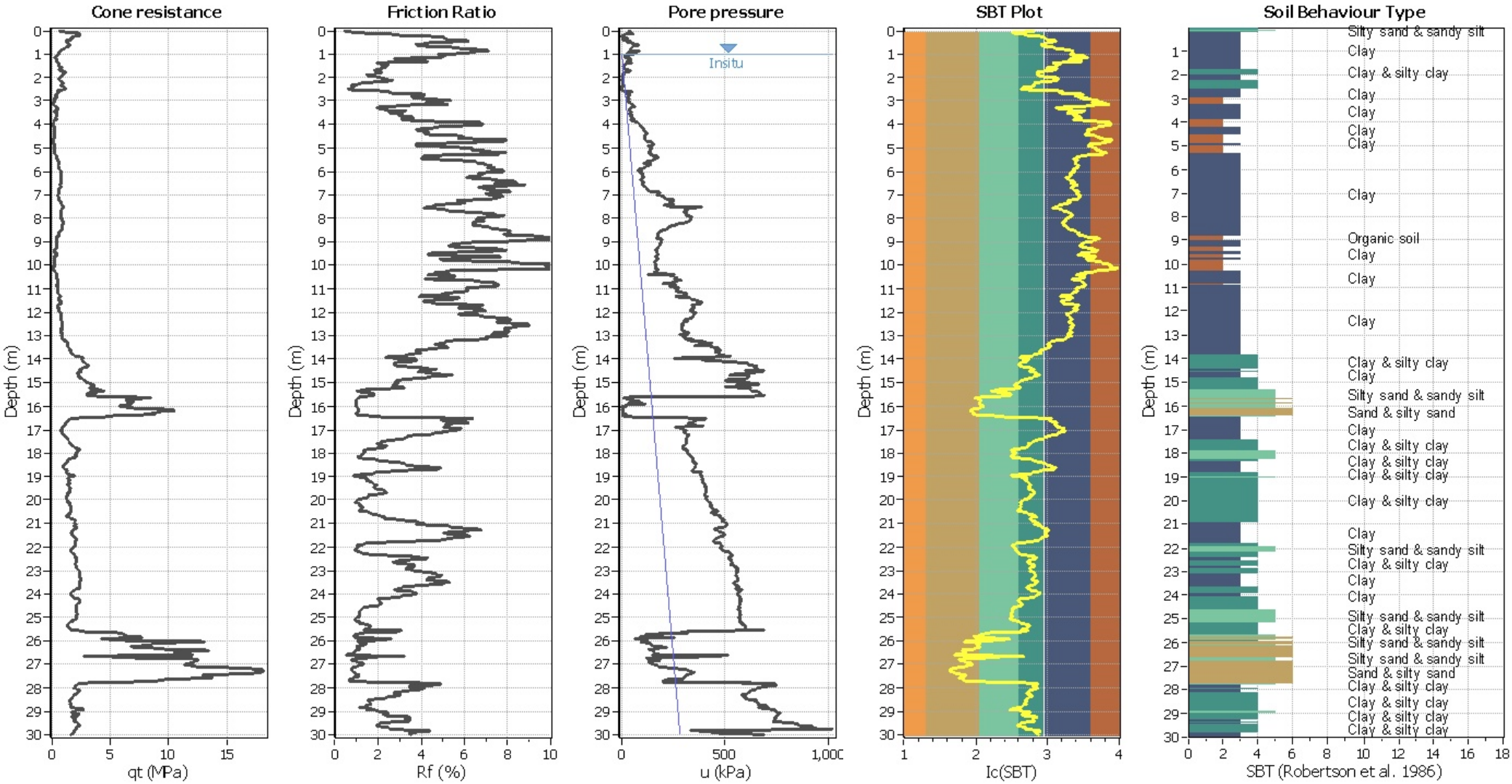

Input parameters and analysis data

Analysis method:	B&I (2014)	Depth to GWT (erthq.):	1.00 m	Fill weight:	N/A
Fines correction method:	B&I (2014)	Average results interval:	3	Transition detect. applied:	No
Points to test:	Based on Ic value	Ic cut-off value:	2.60	K_σ applied:	Yes
Earthquake magnitude M_w:	6.14	Unit weight calculation:	Based on SBT	Clay like behavior applied:	Sands only
Peak ground acceleration:	0.23	Use fill:	No	Limit depth applied:	Yes
Depth to water table (insitu):	1.00 m	Fill height:	N/A	Limit depth:	20.00 m

SBT legend

1. Sensitive fine grained
2. Organic material
3. Clay to silty clay
4. Clayey silt to silty clay
5. Silty sand to sandy silt
6. Clean sand to silty sand
7. Gravely sand to sand
8. Very stiff sand to clayey sand
9. Very stiff fine grained

Liquefaction analysis overall plot

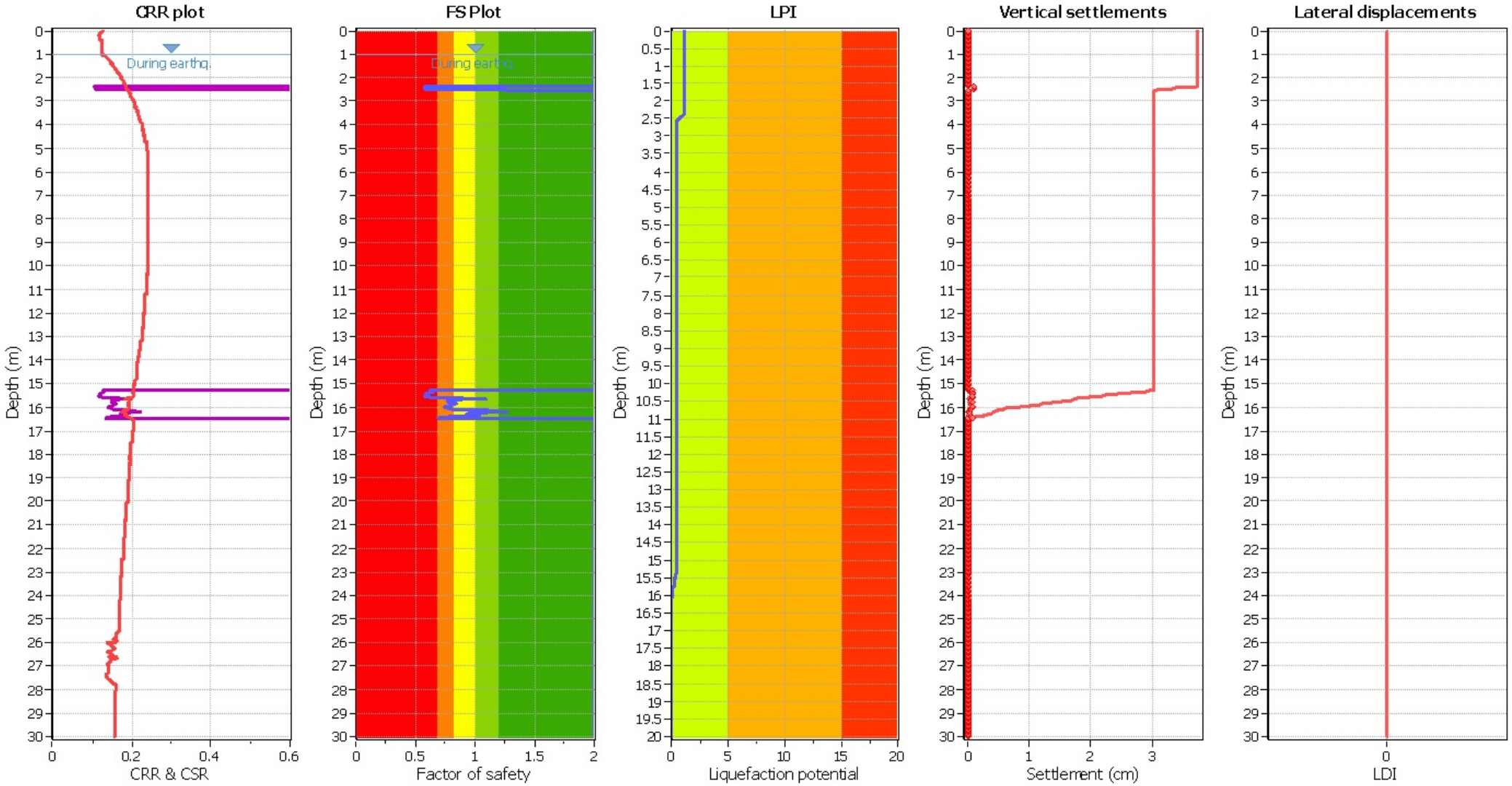

Input parameters and analysis data

Analysis method:	B&I (2014)	Depth to GWT (erthq.):	1.00 m	Fill weight:	N/A
Fines correction method:	B&I (2014)	Average results interval:	3	Transition detect. applied:	No
Points to test:	Based on Ic value	Ic cut-off value:	2.60	K_σ applied:	Yes
Earthquake magnitude M_w:	6.14	Unit weight calculation:	Based on SBT	Clay like behavior applied:	Sands only
Peak ground acceleration:	0.23	Use fill:	No	Limit depth applied:	Yes
Depth to water table (insitu):	1.00 m	Fill height:	N/A	Limit depth:	20.00 m

F.S. color scheme

- Almost certain it will liquefy
- Very likely to liquefy
- Liquefaction and no liq. are equally likely
- Unlike to liquefy
- Almost certain it will not liquefy

LPI color scheme

- Very high risk
- High risk
- Low risk

CPT basic interpretation plo

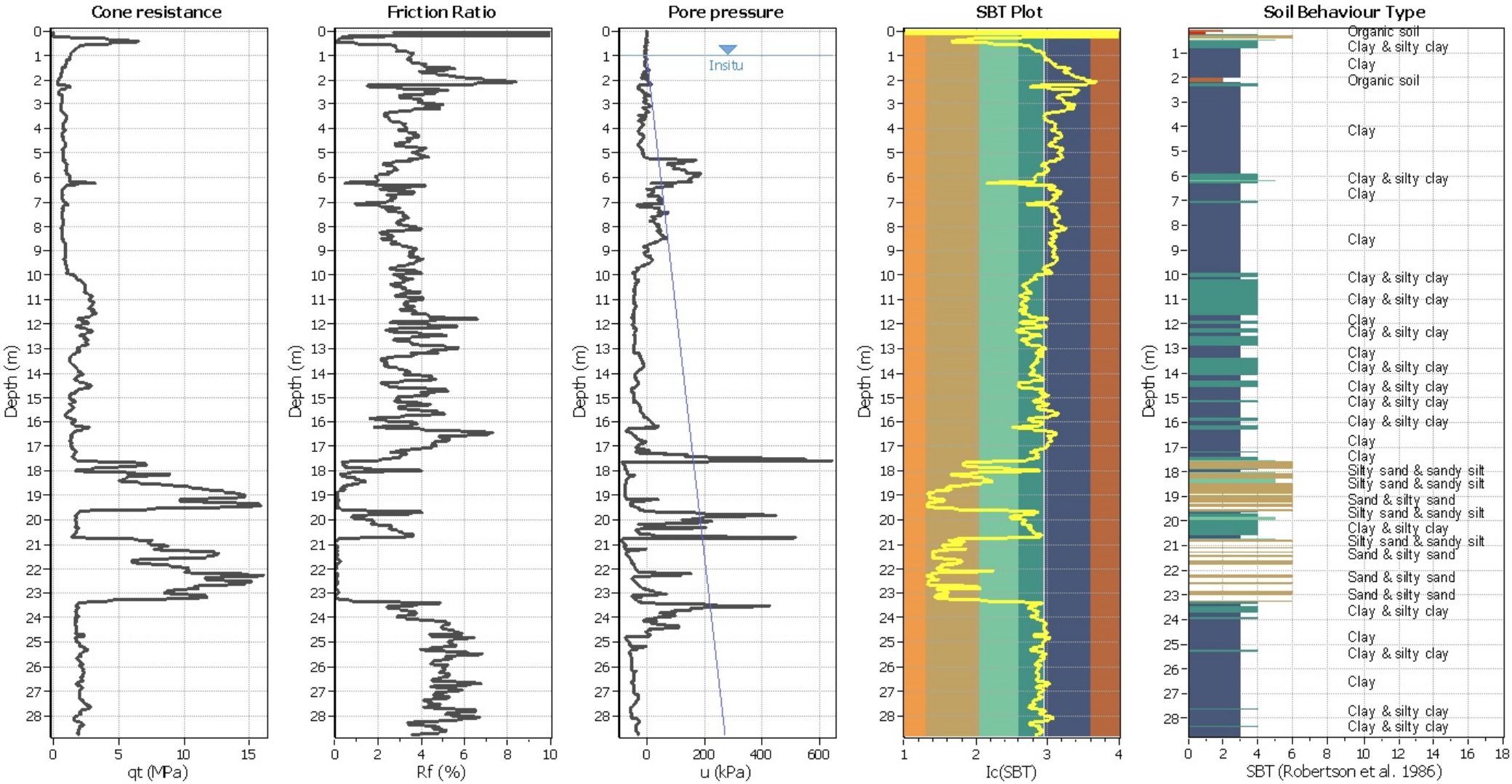

Input parameters and analysis data

Analysis method:	B&I (2014)	Depth to GWT (erthq.):	1.00 m	Fill weight:	N/A
Fines correction method:	B&I (2014)	Average results interval:	3	Transition detect. applied:	No
Points to test:	Based on Ic value	Ic cut-off value:	2.60	K_σ applied:	Yes
Earthquake magnitude M_w:	6.14	Unit weight calculation:	Based on SBT	Clay like behavior applied:	Sands only
Peak ground acceleration:	0.23	Use fill:	No	Limit depth applied:	Yes
Depth to water table (insitu):	1.00 m	Fill height:	N/A	Limit depth:	20.00 m

SBT legend

1. Sensitive fine grained
2. Organic material
3. Clay to silty clay
4. Clayey silt to silty clay
5. Silty sand to sandy silt
6. Clean sand to silty sand
7. Gravely sand to sand
8. Very stiff sand to clayey sand
9. Very stiff fine grained

Liquefaction analysis overall plot

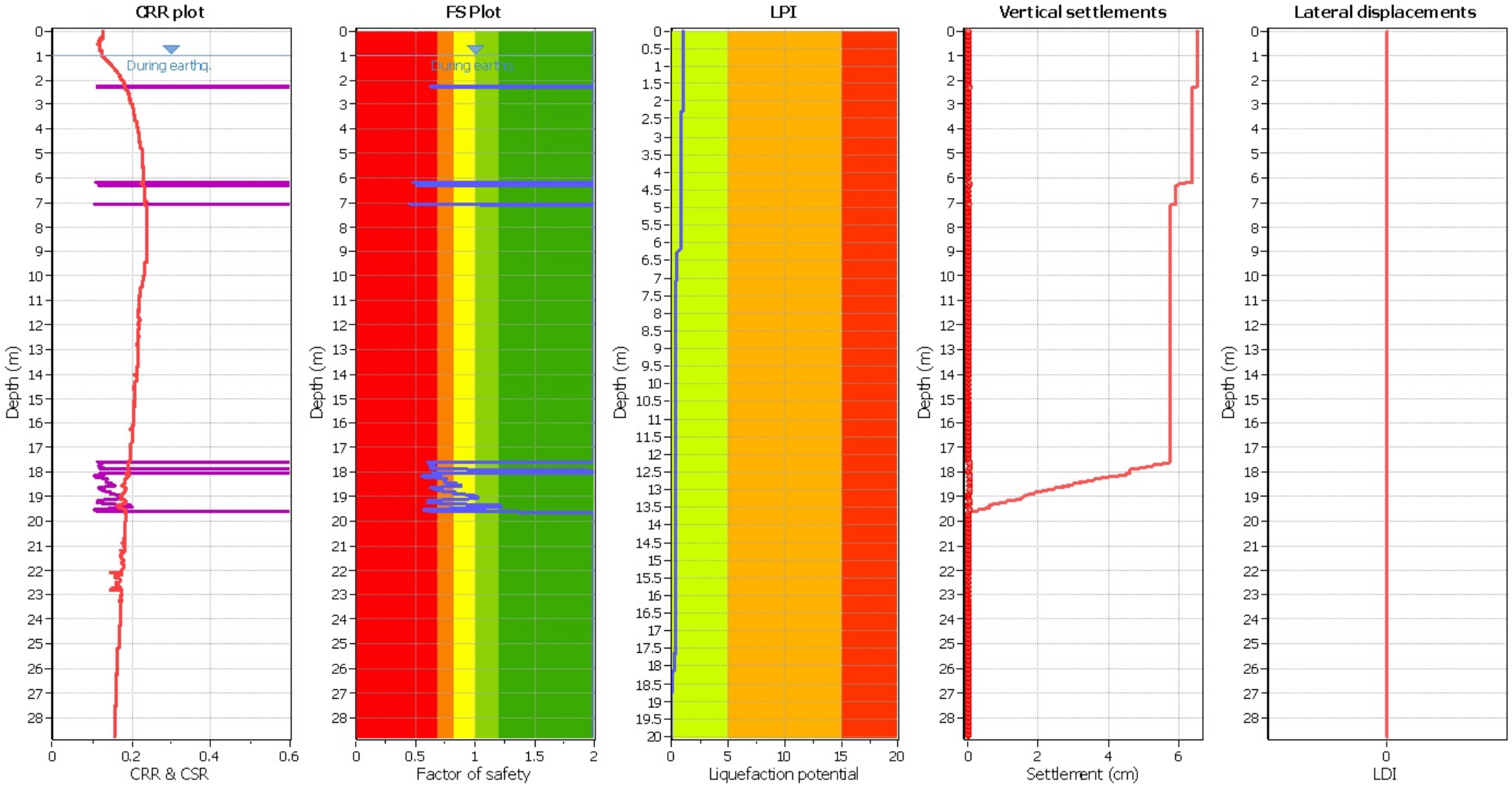

Input parameters and analysis data

Analysis method:	B&I (2014)	Depth to GWT (erthq.):	1.00 m	Fill weight:	N/A
Fines correction method:	B&I (2014)	Average results interval:	3	Transition detect. applied:	No
Points to test:	Based on Ic value	Ic cut-off value:	2.60	K_σ applied:	Yes
Earthquake magnitude M_w:	6.14	Unit weight calculation:	Based on SBT	Clay like behavior applied:	Sands only
Peak ground acceleration:	0.23	Use fill:	No	Limit depth applied:	Yes
Depth to water table (insitu):	1.00 m	Fill height:	N/A	Limit depth:	20.00 m

F.S. color scheme

- Almost certain it will liquefy
- Very likely to liquefy
- Liquefaction and no liq. are equally likely
- Unlike to liquefy
- Almost certain it will not liquefy

LPI color scheme

- Very high risk
- High risk
- Low risk

CPT basic interpretation plo

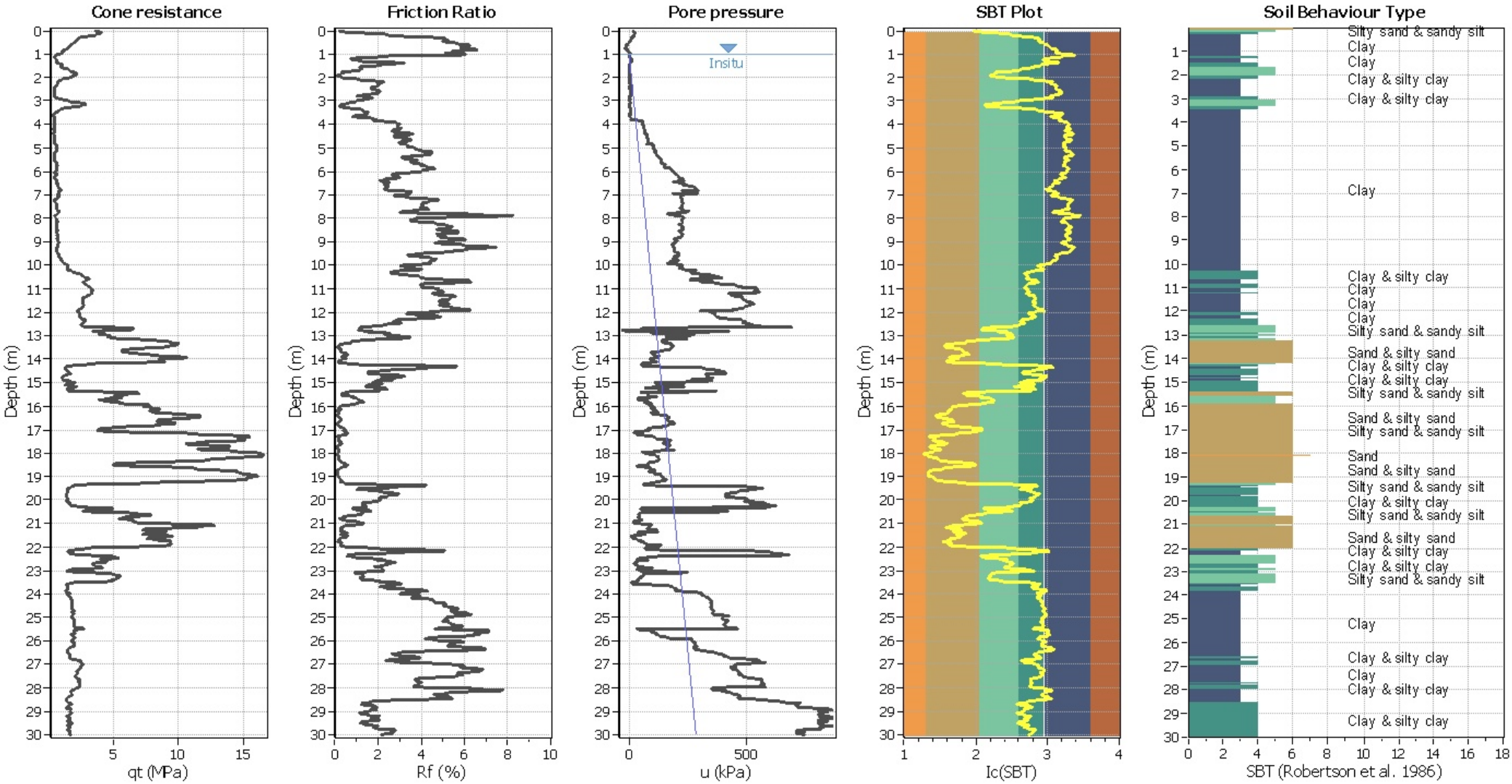

Input parameters and analysis data

Analysis method:	B&I (2014)	Depth to GWT (erthq.):	1.00 m	Fill weight:	N/A
Fines correction method:	B&I (2014)	Average results interval:	3	Transition detect. applied:	No
Points to test:	Based on Ic value	Ic cut-off value:	2.60	K_σ applied:	Yes
Earthquake magnitude M_w:	6.14	Unit weight calculation:	Based on SBT	Clay like behavior applied:	Sands only
Peak ground acceleration:	0.23	Use fill:	No	Limit depth applied:	Yes
Depth to water table (insitu):	1.00 m	Fill height:	N/A	Limit depth:	20.00 m

SBT legend

1. Sensitive fine grained
2. Organic material
3. Clay to silty clay
4. Clayey silt to silty clay
5. Silty sand to sandy silt
6. Clean sand to silty sand
7. Gravely sand to sand
8. Very stiff sand to clayey sand
9. Very stiff fine grained

Liquefaction analysis overall plot

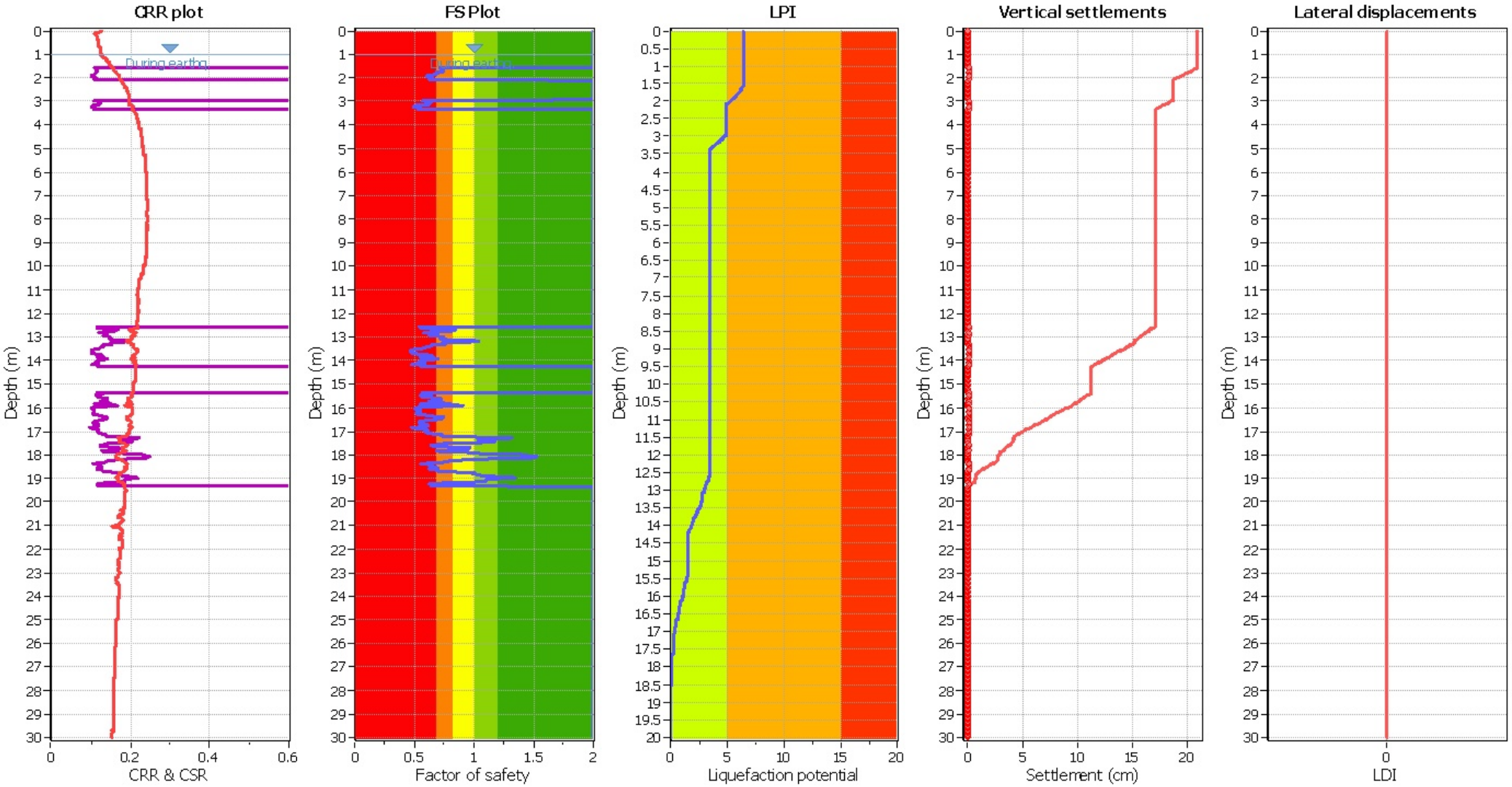

Input parameters and analysis data

Analysis method:	B&I (2014)	Depth to GWT (erthq.):	1.00 m	Fill weight:	N/A
Fines correction method:	B&I (2014)	Average results interval:	3	Transition detect. applied:	No
Points to test:	Based on Ic value	Ic cut-off value:	2.60	K_σ applied:	Yes
Earthquake magnitude M_w:	6.14	Unit weight calculation:	Based on SBT	Clay like behavior applied:	Sands only
Peak ground acceleration:	0.23	Use fill:	No	Limit depth applied:	Yes
Depth to water table (insitu):	1.00 m	Fill height:	N/A	Limit depth:	20.00 m

F.S. color scheme

- Almost certain it will liquefy
- Very likely to liquefy
- Liquefaction and no liq. are equally likely
- Unlike to liquefy
- Almost certain it will not liquefy

LPI color scheme

- Very high risk
- High risk
- Low risk

CPT basic interpretation plo

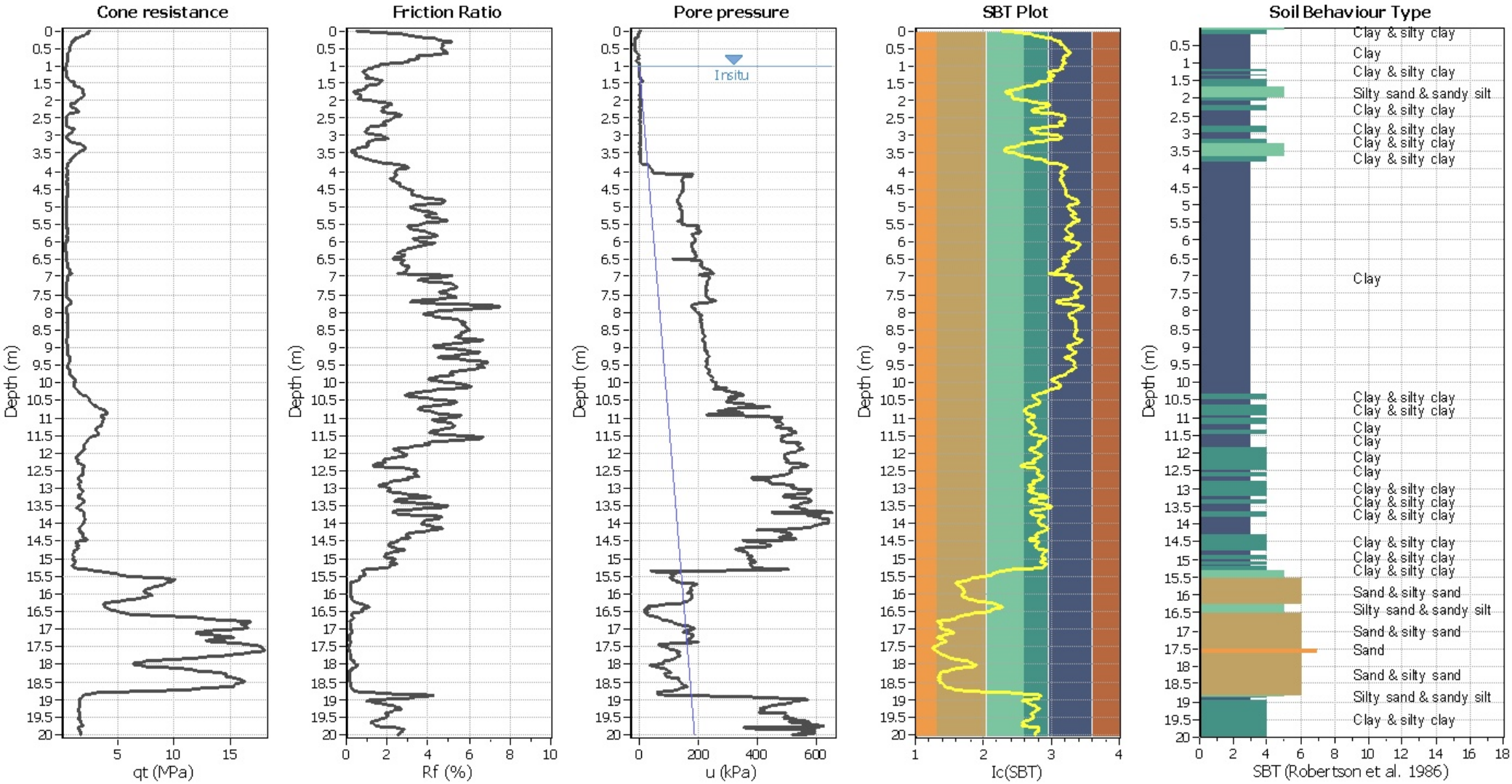

Input parameters and analysis data

Analysis method:	B&I (2014)	Depth to GWT (erthq.):	1.00 m	Fill weight:	N/A
Fines correction method:	B&I (2014)	Average results interval:	3	Transition detect. applied:	No
Points to test:	Based on Ic value	Ic cut-off value:	2.60	K_σ applied:	Yes
Earthquake magnitude M_w:	6.14	Unit weight calculation:	Based on SBT	Clay like behavior applied:	Sands only
Peak ground acceleration:	0.23	Use fill:	No	Limit depth applied:	Yes
Depth to water table (insitu):	1.00 m	Fill height:	N/A	Limit depth:	20.00 m

SBT legend

1. Sensitive fine grained
2. Organic material
3. Clay to silty clay
4. Clayey silt to silty clay
5. Silty sand to sandy silt
6. Clean sand to silty sand
7. Gravely sand to sand
8. Very stiff sand to clayey sand
9. Very stiff fine grained

Liquefaction analysis overall plot

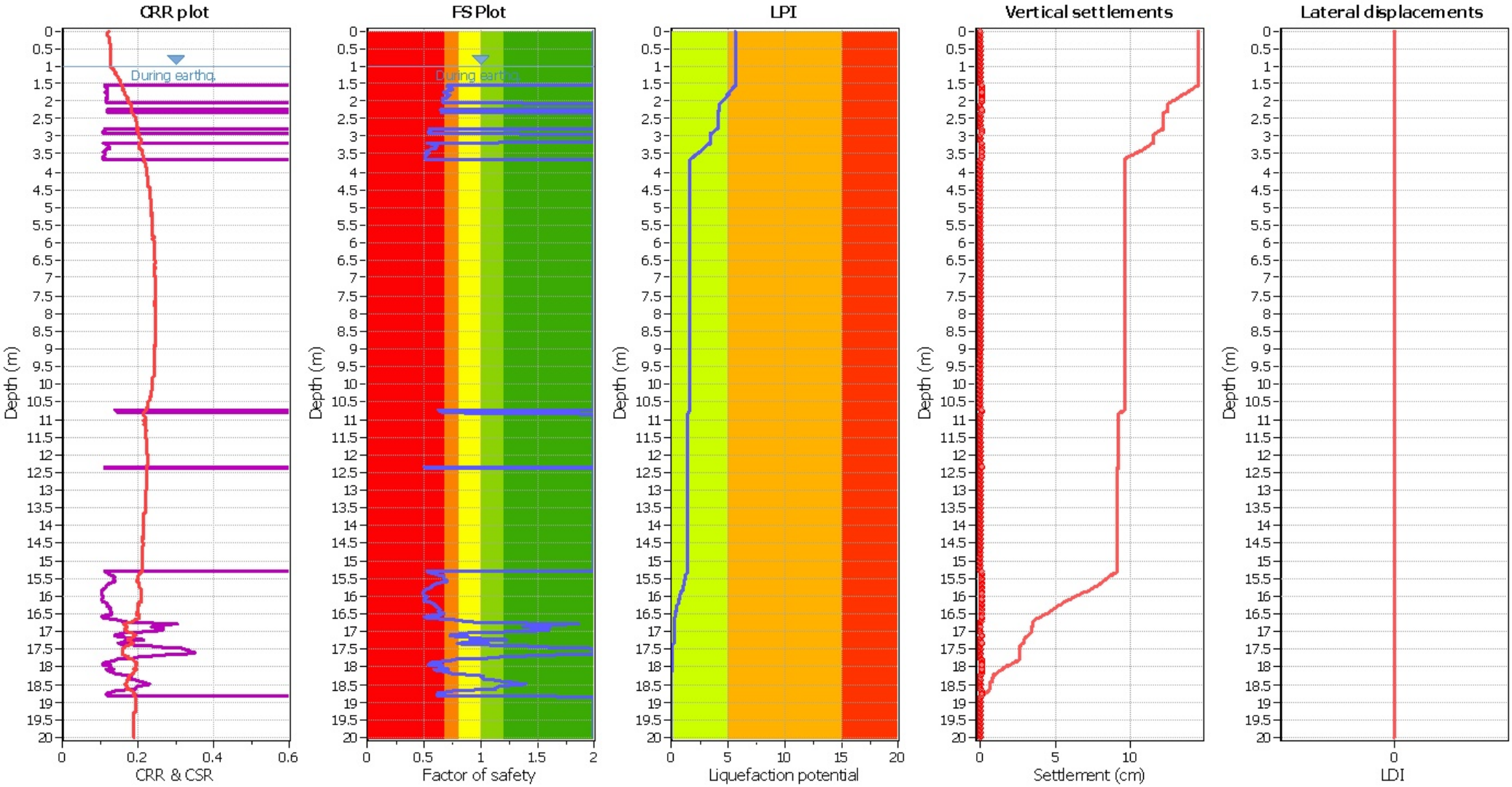

Input parameters and analysis data

Analysis method:	B&I (2014)	Depth to GWT (erthq.):	1.00 m	Fill weight:	N/A
Fines correction method:	B&I (2014)	Average results interval:	3	Transition detect. applied:	No
Points to test:	Based on Ic value	Ic cut-off value:	2.60	K_σ applied:	Yes
Earthquake magnitude M_w:	6.14	Unit weight calculation:	Based on SBT	Clay like behavior applied:	Sands only
Peak ground acceleration:	0.23	Use fill:	No	Limit depth applied:	Yes
Depth to water table (insitu):	1.00 m	Fill height:	N/A	Limit depth:	20.00 m

F.S. color scheme

- Almost certain it will liquefy
- Very likely to liquefy
- Liquefaction and no liq. are equally likely
- Unlike to liquefy
- Almost certain it will not liquefy

LPI color scheme

- Very high risk
- High risk
- Low risk

CPT basic interpretation plo

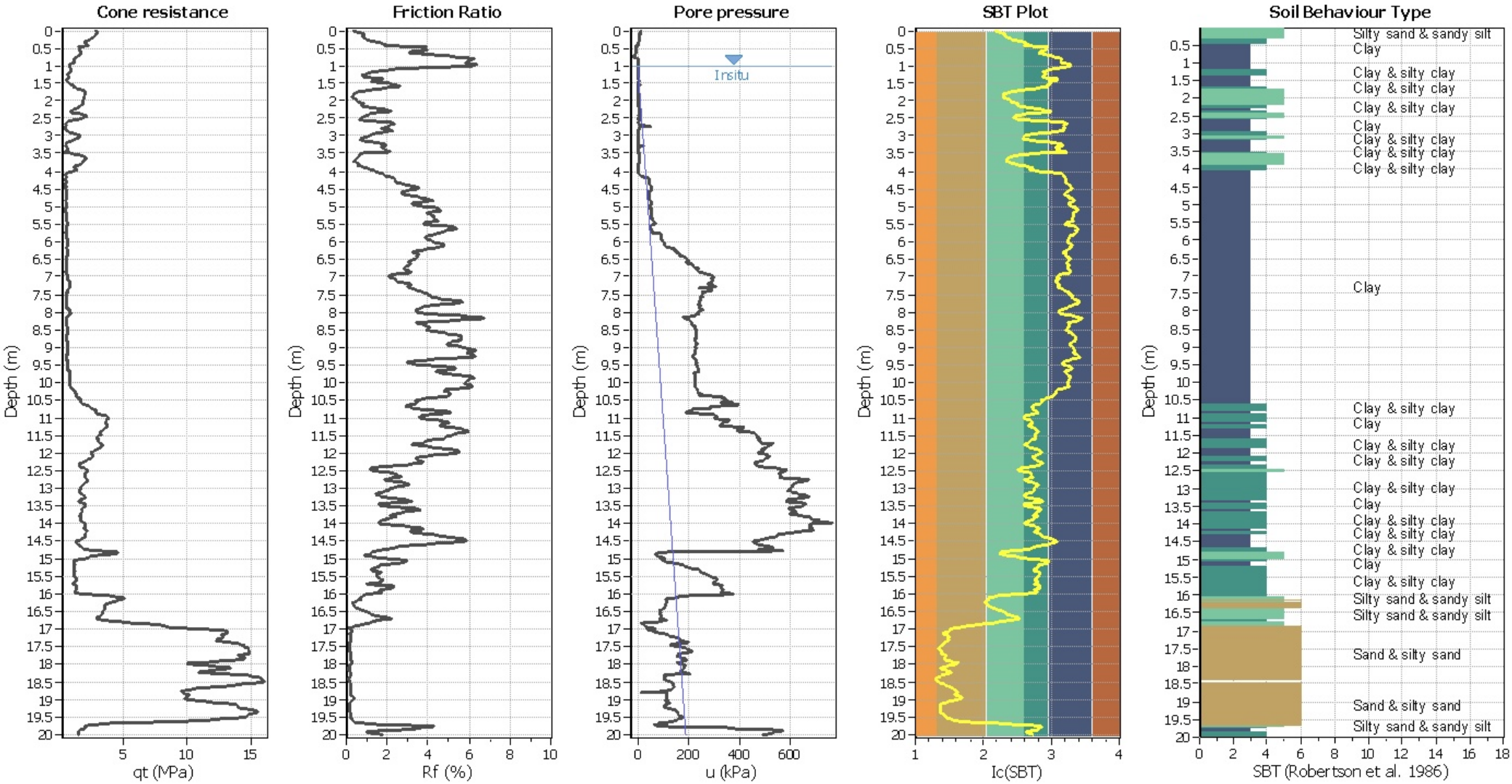

Input parameters and analysis data

Analysis method:	B&I (2014)	Depth to GWT (erthq.):	1.00 m	Fill weight:	N/A
Fines correction method:	B&I (2014)	Average results interval:	3	Transition detect. applied:	No
Points to test:	Based on Ic value	Ic cut-off value:	2.60	K_σ applied:	Yes
Earthquake magnitude M_w:	6.14	Unit weight calculation:	Based on SBT	Clay like behavior applied:	Sands only
Peak ground acceleration:	0.23	Use fill:	No	Limit depth applied:	Yes
Depth to water table (insitu):	1.00 m	Fill height:	N/A	Limit depth:	20.00 m

SBT legend

1. Sensitive fine grained
2. Organic material
3. Clay to silty clay
4. Clayey silt to silty clay
5. Silty sand to sandy silt
6. Clean sand to silty sand
7. Gravely sand to sand
8. Very stiff sand to clayey sand
9. Very stiff fine grained

Liquefaction analysis overall plot

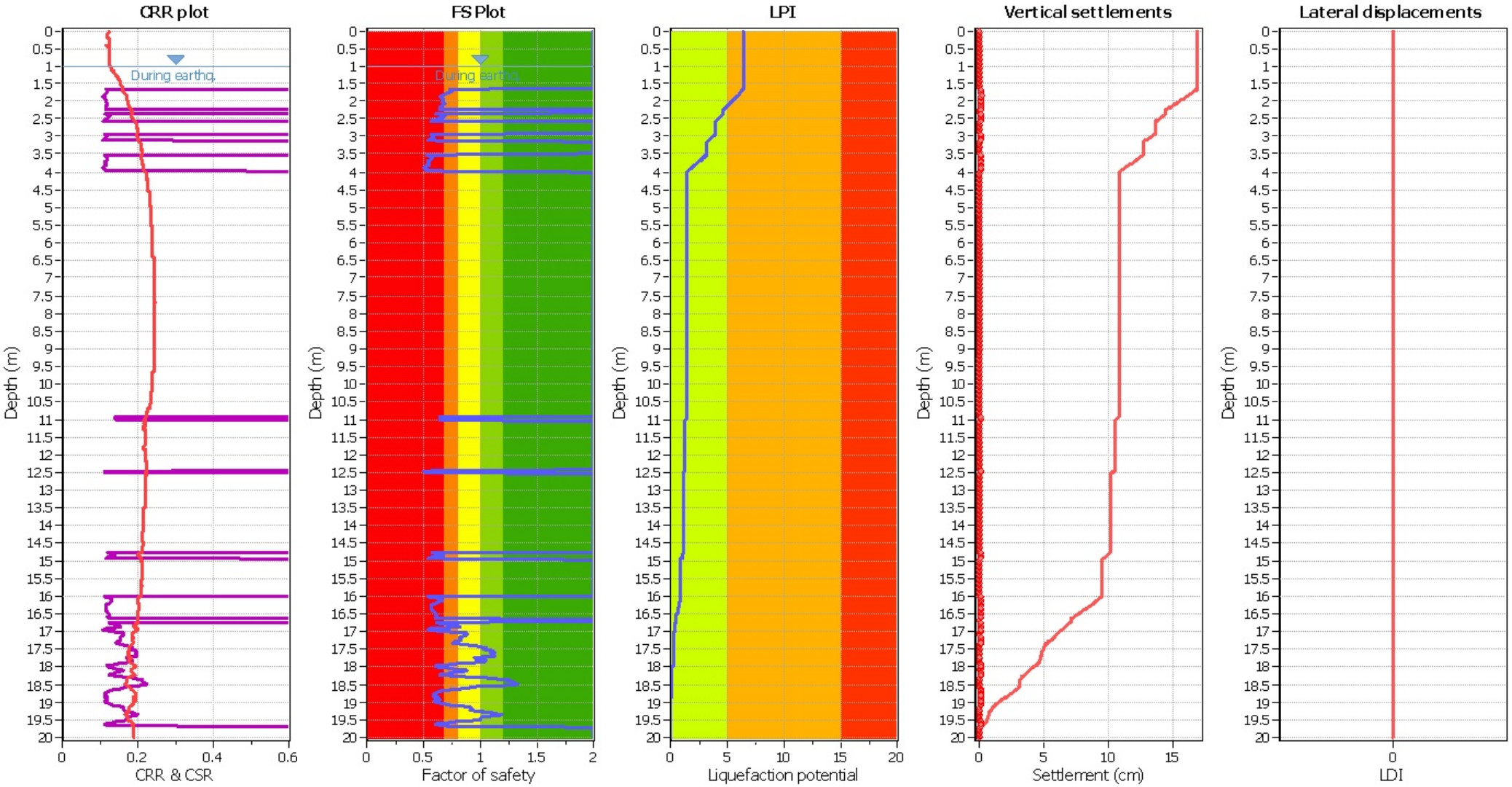

Input parameters and analysis data

Analysis method:	B&I (2014)	Depth to GWT (erthq.):	1.00 m	Fill weight:	N/A
Fines correction method:	B&I (2014)	Average results interval:	3	Transition detect. applied:	No
Points to test:	Based on Ic value	Ic cut-off value:	2.60	K_σ applied:	Yes
Earthquake magnitude M_w:	6.14	Unit weight calculation:	Based on SBT	Clay like behavior applied:	Sands only
Peak ground acceleration:	0.23	Use fill:	No	Limit depth applied:	Yes
Depth to water table (insitu):	1.00 m	Fill height:	N/A	Limit depth:	20.00 m

F.S. color scheme

- Almost certain it will liquefy
- Very likely to liquefy
- Liquefaction and no liq. are equally likely
- Unlike to liquefy
- Almost certain it will not liquefy

LPI color scheme

- Very high risk
- High risk
- Low risk

CPT basic interpretation plo

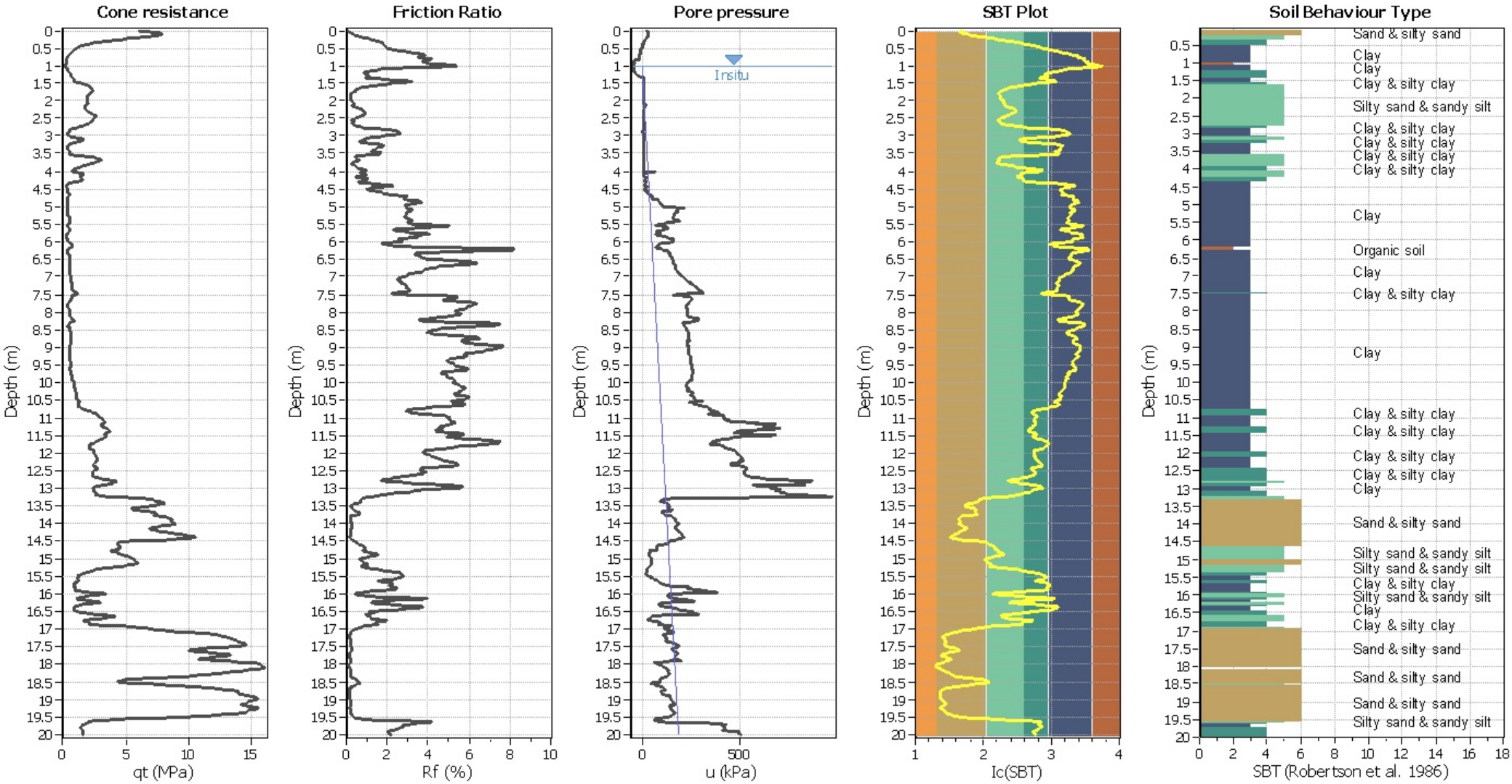

Input parameters and analysis data

Analysis method:	B&I (2014)	Depth to GWT (erthq.):	1.00 m	Fill weight:	N/A
Fines correction method:	B&I (2014)	Average results interval:	3	Transition detect. applied:	No
Points to test:	Based on Ic value	Ic cut-off value:	2.60	K_σ applied:	Yes
Earthquake magnitude M_w:	6.14	Unit weight calculation:	Based on SBT	Clay like behavior applied:	Sands only
Peak ground acceleration:	0.23	Use fill:	No	Limit depth applied:	Yes
Depth to water table (insitu):	1.00 m	Fill height:	N/A	Limit depth:	20.00 m

SBT legend

1. Sensitive fine grained
2. Organic material
3. Clay to silty clay
4. Clayey silt to silty clay
5. Silty sand to sandy silt
6. Clean sand to silty sand
7. Gravely sand to sand
8. Very stiff sand to clayey sand
9. Very stiff fine grained

Liquefaction analysis overall plot

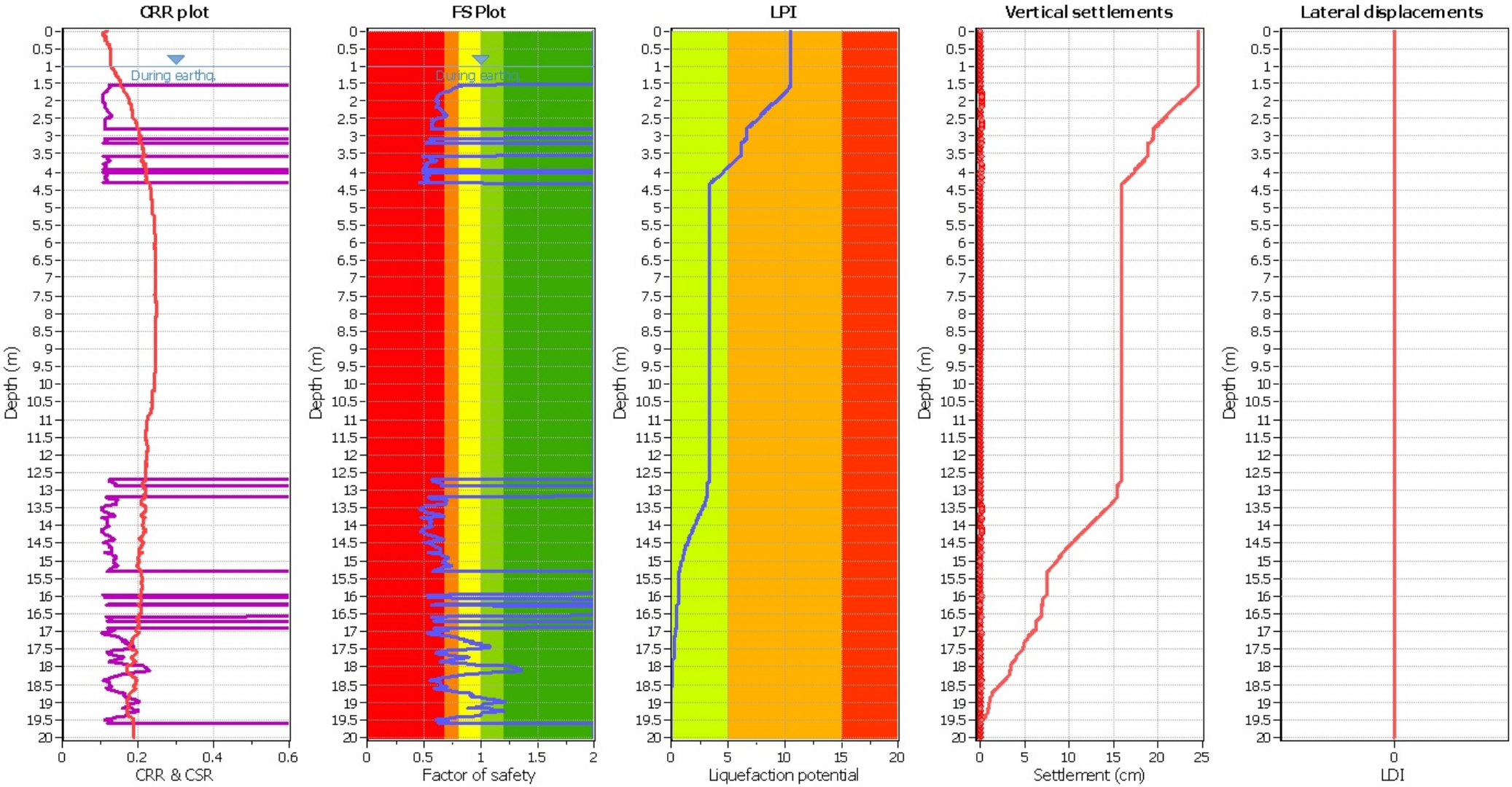

Input parameters and analysis data

Analysis method:	B&I (2014)	Depth to GWT (erthq.):	1.00 m	Fill weight:	N/A
Fines correction method:	B&I (2014)	Average results interval:	3	Transition detect. applied:	No
Points to test:	Based on Ic value	Ic cut-off value:	2.60	K_σ applied:	Yes
Earthquake magnitude M_w:	6.14	Unit weight calculation:	Based on SBT	Clay like behavior applied:	Sands only
Peak ground acceleration:	0.23	Use fill:	No	Limit depth applied:	Yes
Depth to water table (insitu):	1.00 m	Fill height:	N/A	Limit depth:	20.00 m

F.S. color scheme

- Almost certain it will liquefy
- Very likely to liquefy
- Liquefaction and no liq. are equally likely
- Unlike to liquefy
- Almost certain it will not liquefy

LPI color scheme

- Very high risk
- High risk
- Low risk

CPT basic interpretation plo

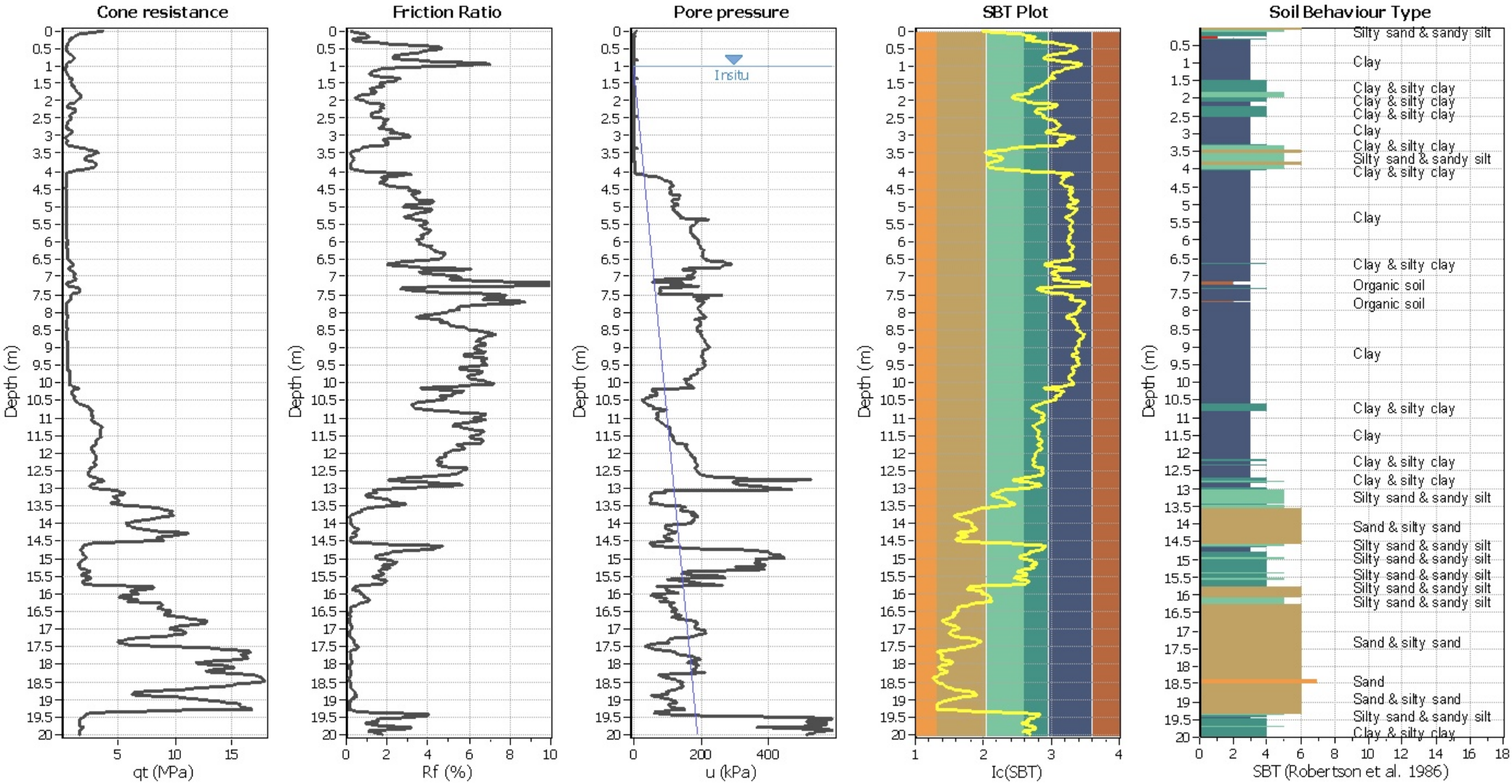

Input parameters and analysis data

Analysis method:	B&I (2014)	Depth to GWT (erthq.):	1.00 m	Fill weight:	N/A
Fines correction method:	B&I (2014)	Average results interval:	3	Transition detect. applied:	No
Points to test:	Based on Ic value	Ic cut-off value:	2.60	K_σ applied:	Yes
Earthquake magnitude M_w:	6.14	Unit weight calculation:	Based on SBT	Clay like behavior applied:	Sands only
Peak ground acceleration:	0.23	Use fill:	No	Limit depth applied:	Yes
Depth to water table (insitu):	1.00 m	Fill height:	N/A	Limit depth:	20.00 m

SBT legend

1. Sensitive fine grained
2. Organic material
3. Clay to silty clay
4. Clayey silt to silty clay
5. Silty sand to sandy silt
6. Clean sand to silty sand
7. Gravely sand to sand
8. Very stiff sand to clayey sand
9. Very stiff fine grained

Liquefaction analysis overall plot

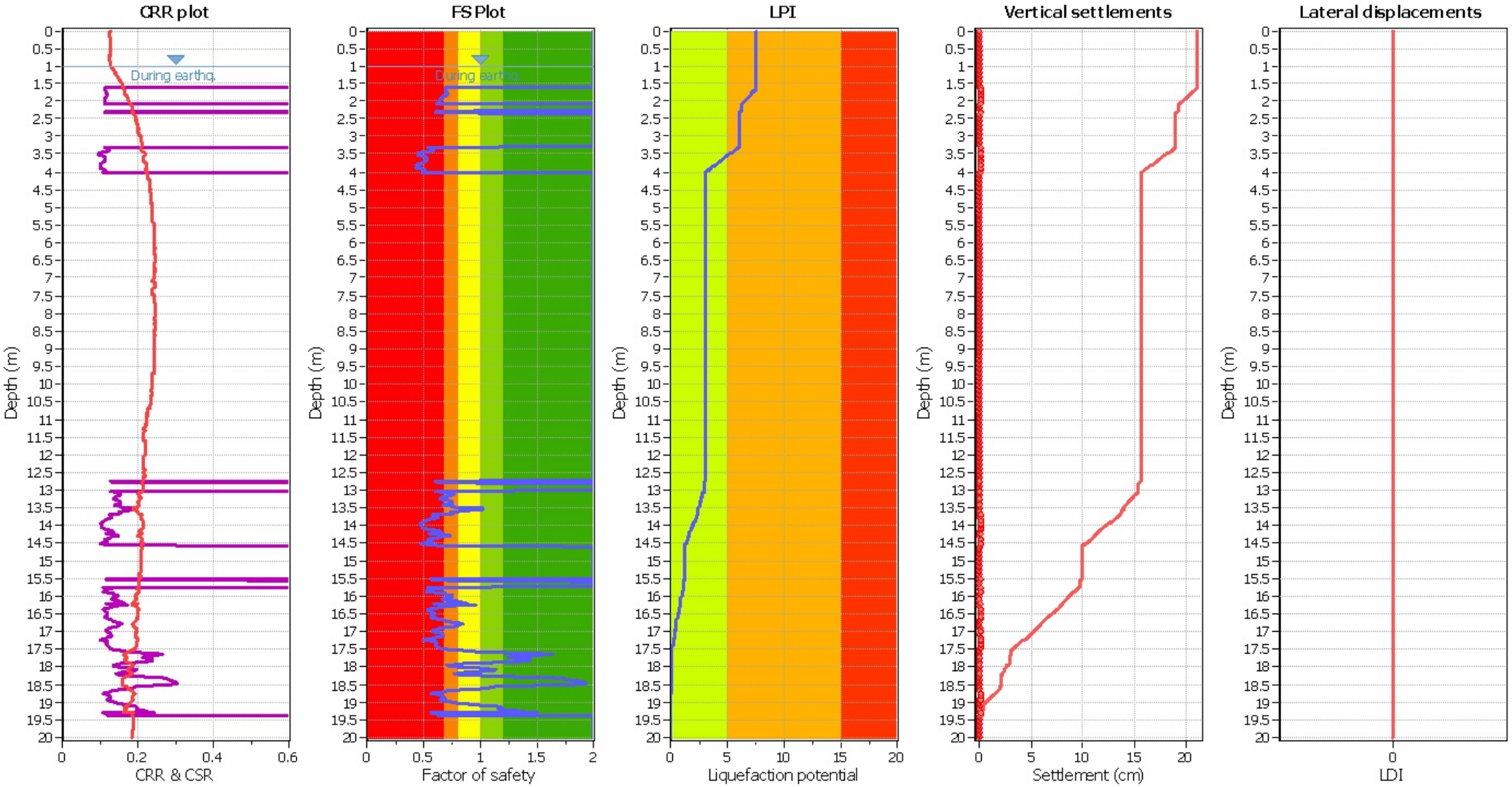

Input parameters and analysis data

Analysis method:	B&I (2014)	Depth to GWT (erthq.):	1.00 m	Fill weight:	N/A
Fines correction method:	B&I (2014)	Average results interval:	3	Transition detect. applied:	No
Points to test:	Based on Ic value	Ic cut-off value:	2.60	K_σ applied:	Yes
Earthquake magnitude M_w:	6.14	Unit weight calculation:	Based on SBT	Clay like behavior applied:	Sands only
Peak ground acceleration:	0.23	Use fill:	No	Limit depth applied:	Yes
Depth to water table (insitu):	1.00 m	Fill height:	N/A	Limit depth:	20.00 m

F.S. color scheme

- Almost certain it will liquefy
- Very likely to liquefy
- Liquefaction and no liq. are equally likely
- Unlike to liquefy
- Almost certain it will not liquefy

LPI color scheme

- Very high risk
- High risk
- Low risk

CPT basic interpretation plo

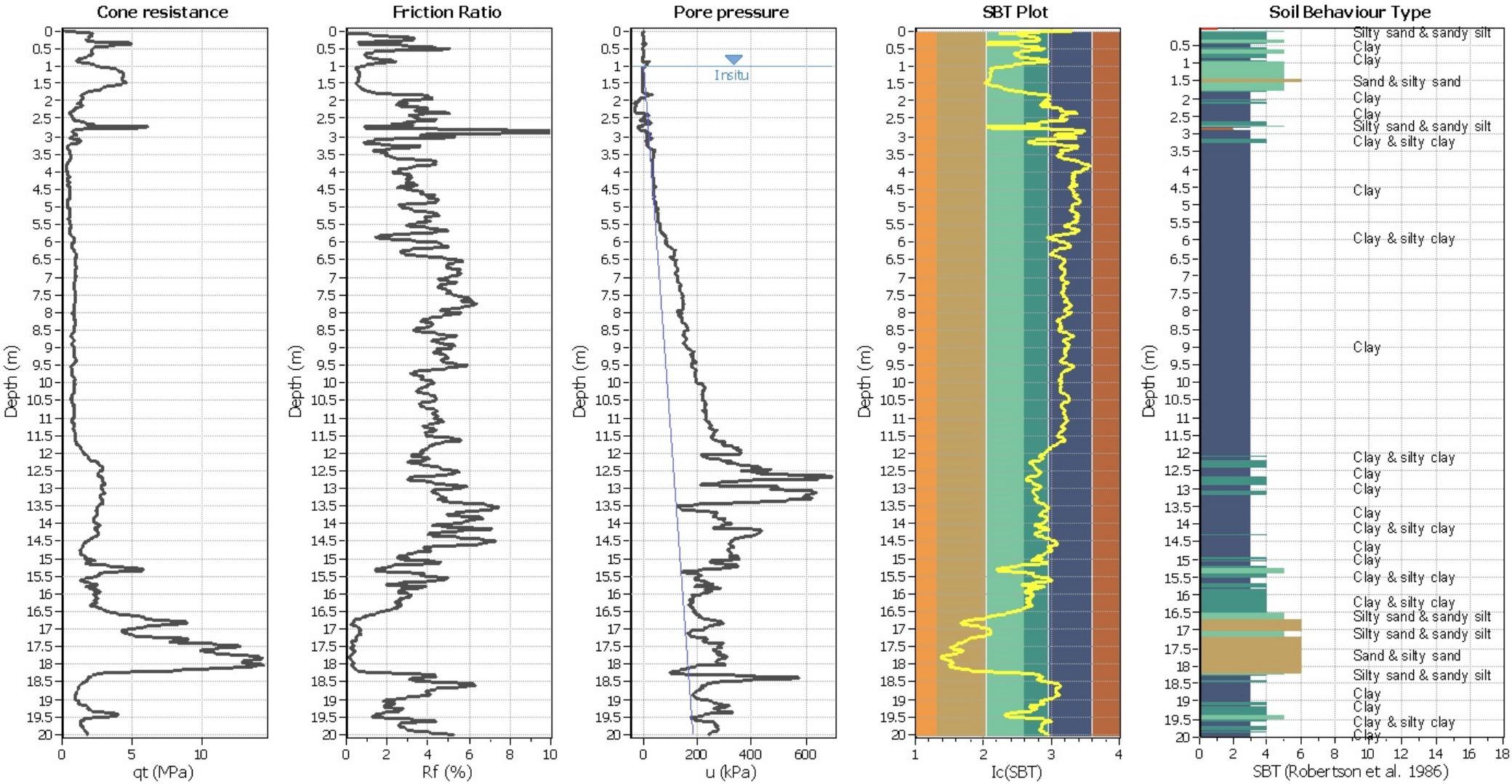

Input parameters and analysis data

Analysis method:	B&I (2014)	Depth to GWT (erthq.):	1.00 m	Fill weight:	N/A
Fines correction method:	B&I (2014)	Average results interval:	3	Transition detect. applied:	No
Points to test:	Based on Ic value	Ic cut-off value:	2.60	K_σ applied:	Yes
Earthquake magnitude M_w:	6.14	Unit weight calculation:	Based on SBT	Clay like behavior applied:	Sands only
Peak ground acceleration:	0.23	Use fill:	No	Limit depth applied:	Yes
Depth to water table (insitu):	1.00 m	Fill height:	N/A	Limit depth:	20.00 m

SBT legend

1. Sensitive fine grained
2. Organic material
3. Clay to silty clay
4. Clayey silt to silty clay
5. Silty sand to sandy silt
6. Clean sand to silty sand
7. Gravely sand to sand
8. Very stiff sand to clayey sand
9. Very stiff fine grained

Liquefaction analysis overall plot

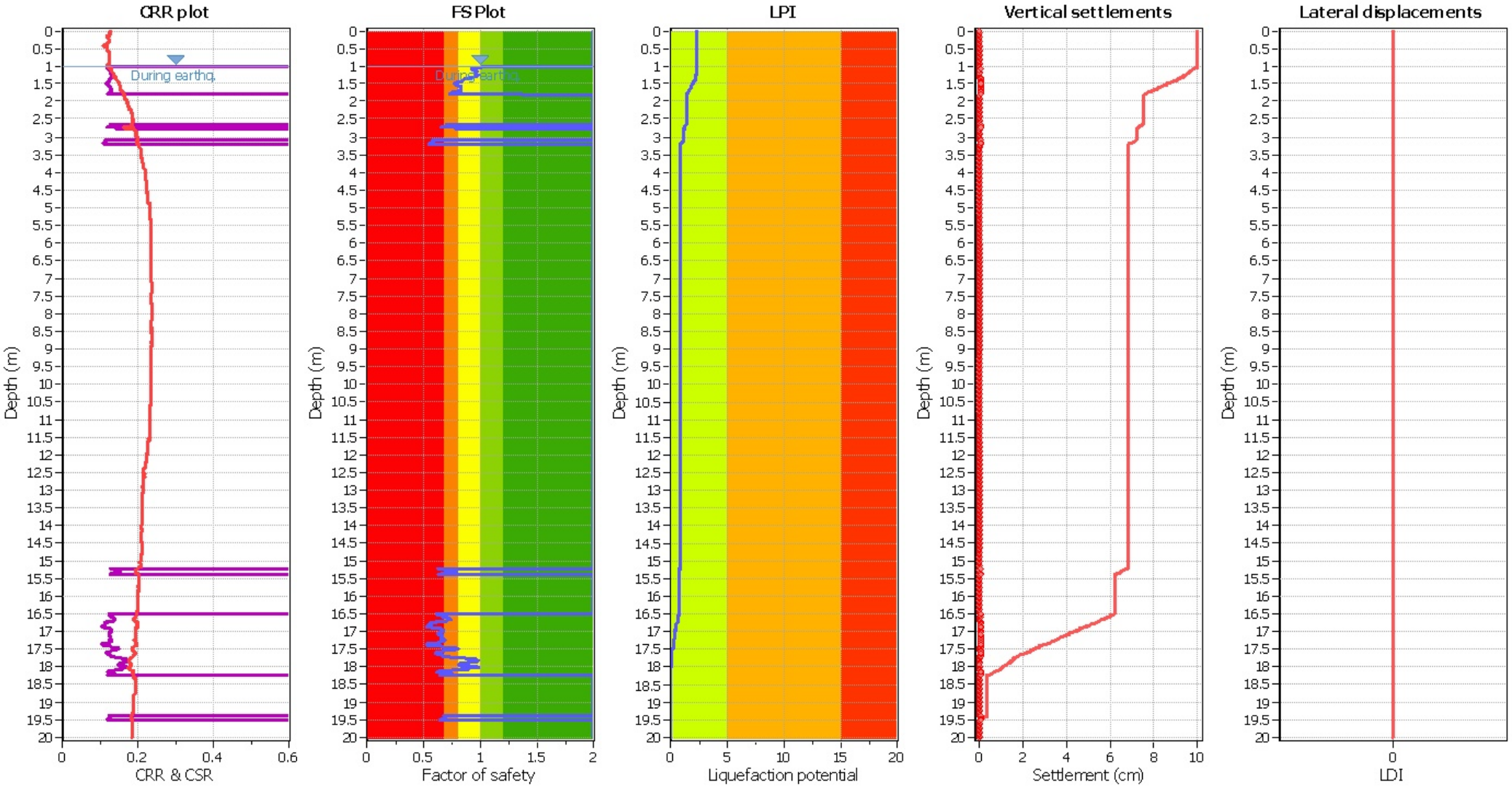

Input parameters and analysis data

Analysis method:	B&I (2014)	Depth to GWT (erthq.):	1.00 m	Fill weight:	N/A
Fines correction method:	B&I (2014)	Average results interval:	3	Transition detect. applied:	No
Points to test:	Based on Ic value	Ic cut-off value:	2.60	K_σ applied:	Yes
Earthquake magnitude M_w:	6.14	Unit weight calculation:	Based on SBT	Clay like behavior applied:	Sands only
Peak ground acceleration:	0.23	Use fill:	No	Limit depth applied:	Yes
Depth to water table (insitu):	1.00 m	Fill height:	N/A	Limit depth:	20.00 m

F.S. color scheme

- Almost certain it will liquefy
- Very likely to liquefy
- Liquefaction and no liq. are equally likely
- Unlike to liquefy
- Almost certain it will not liquefy

LPI color scheme

- Very high risk
- High risk
- Low risk

CPT basic interpretation plo

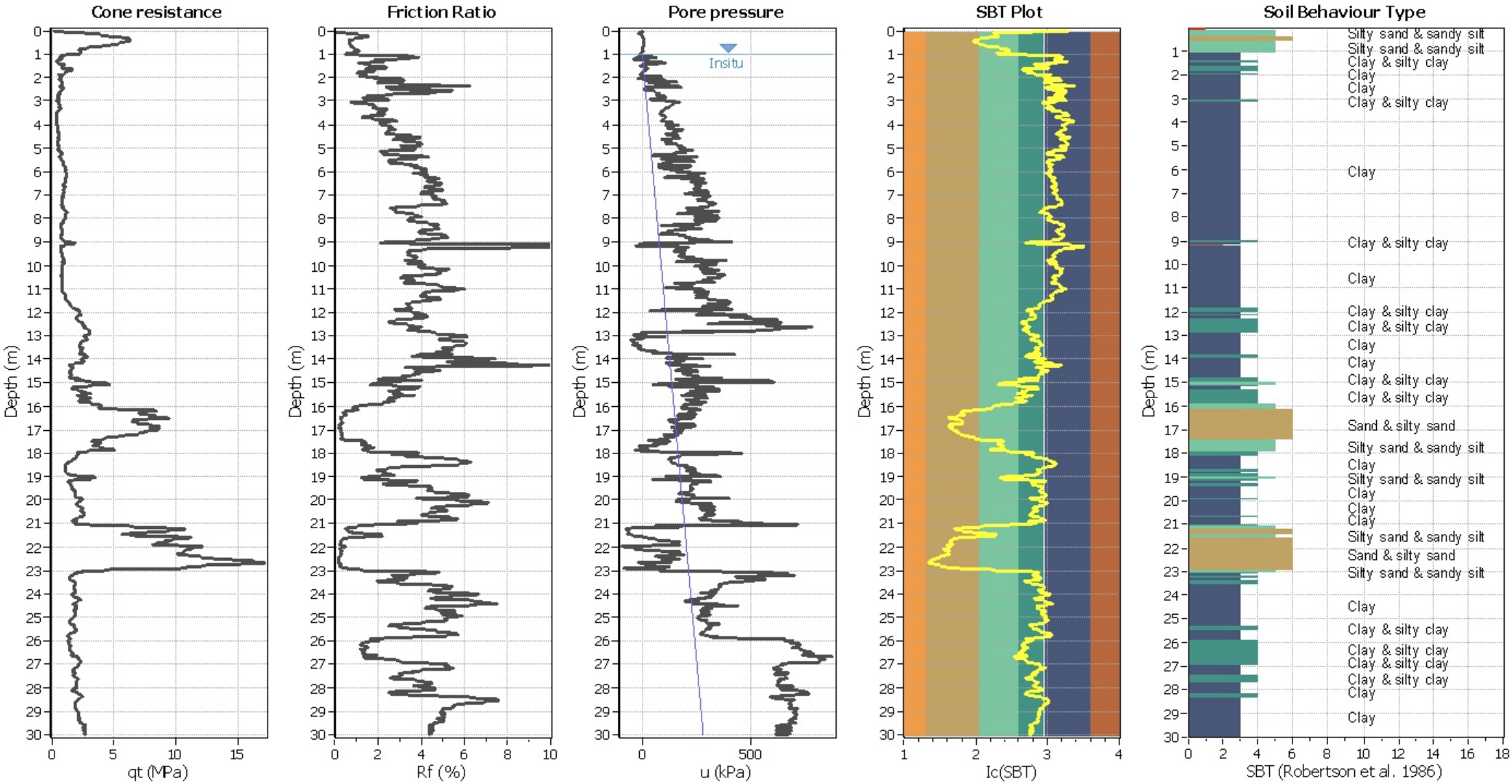

Input parameters and analysis data

Analysis method:	B&I (2014)	Depth to GWT (erthq.):	1.00 m	Fill weight:	N/A
Fines correction method:	B&I (2014)	Average results interval:	3	Transition detect. applied:	No
Points to test:	Based on Ic value	Ic cut-off value:	2.60	K_σ applied:	Yes
Earthquake magnitude M_w:	6.14	Unit weight calculation:	Based on SBT	Clay like behavior applied:	Sands only
Peak ground acceleration:	0.23	Use fill:	No	Limit depth applied:	Yes
Depth to water table (insitu):	1.00 m	Fill height:	N/A	Limit depth:	20.00 m

SBT legend

1. Sensitive fine grained
2. Organic material
3. Clay to silty clay
4. Clayey silt to silty clay
5. Silty sand to sandy silt
6. Clean sand to silty sand
7. Gravely sand to sand
8. Very stiff sand to clayey sand
9. Very stiff fine grained

Liquefaction analysis overall plot

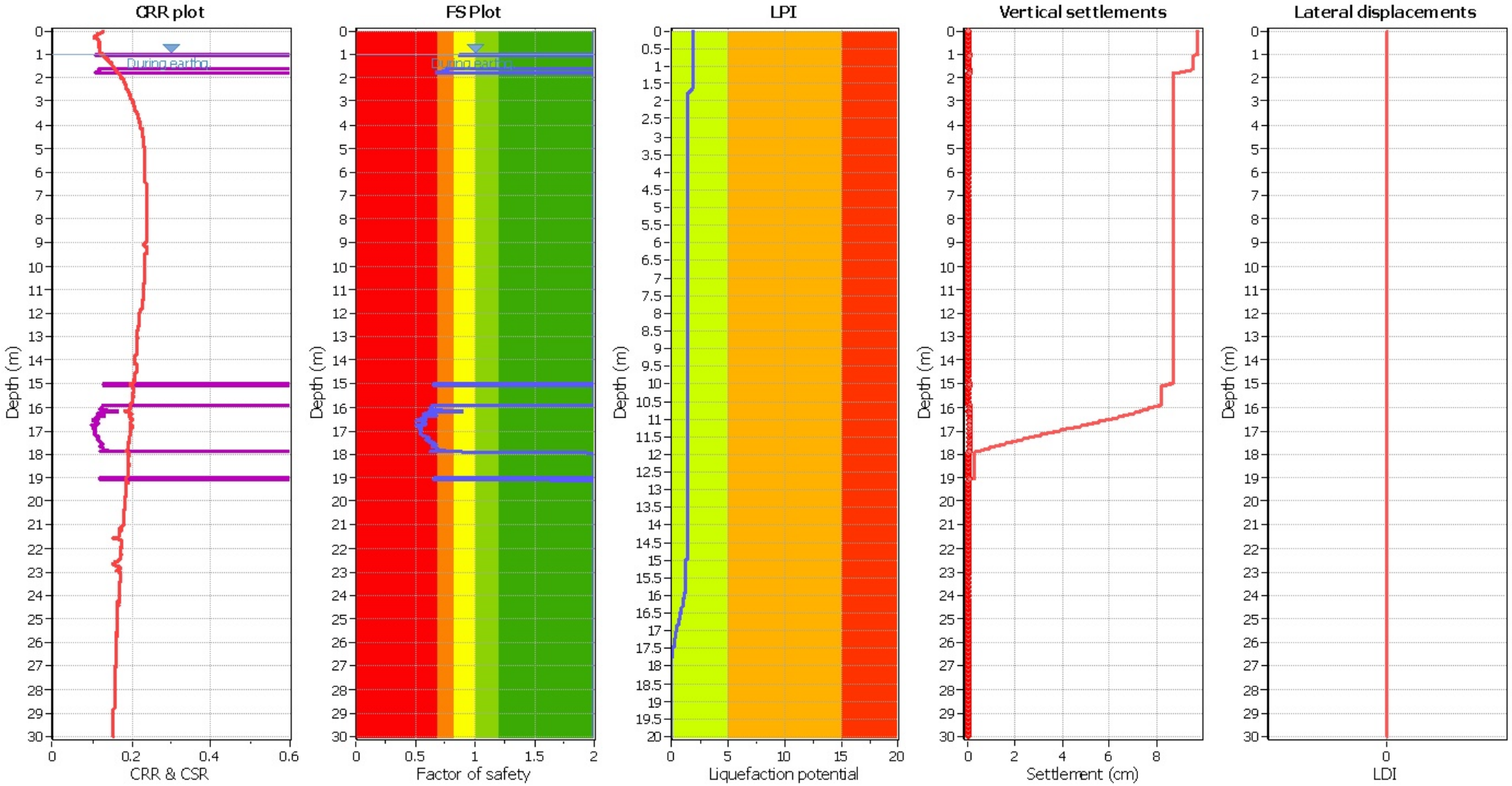

Input parameters and analysis data

Analysis method:	B&I (2014)	Depth to GWT (erthq.):	1.00 m	Fill weight:	N/A
Fines correction method:	B&I (2014)	Average results interval:	3	Transition detect. applied:	No
Points to test:	Based on Ic value	Ic cut-off value:	2.60	K_σ applied:	Yes
Earthquake magnitude M_w:	6.14	Unit weight calculation:	Based on SBT	Clay like behavior applied:	Sands only
Peak ground acceleration:	0.23	Use fill:	No	Limit depth applied:	Yes
Depth to water table (insitu):	1.00 m	Fill height:	N/A	Limit depth:	20.00 m

F.S. color scheme

- Almost certain it will liquefy
- Very likely to liquefy
- Liquefaction and no liq. are equally likely
- Unlike to liquefy
- Almost certain it will not liquefy

LPI color scheme

- Very high risk
- High risk
- Low risk

CPT basic interpretation plo

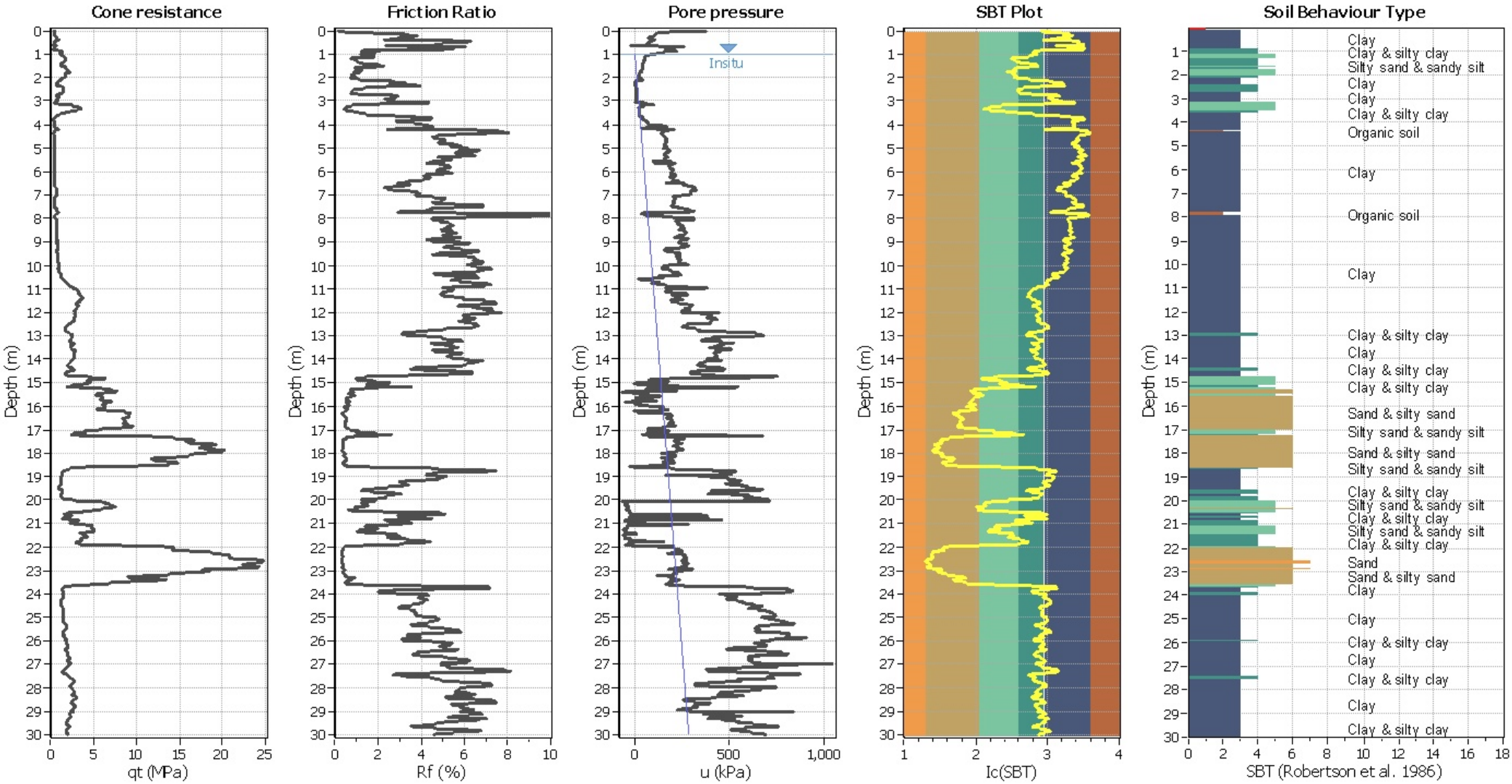

Input parameters and analysis data

Analysis method:	B&I (2014)	Depth to GWT (erthq.):	1.00 m	Fill weight:	N/A
Fines correction method:	B&I (2014)	Average results interval:	3	Transition detect. applied:	No
Points to test:	Based on Ic value	Ic cut-off value:	2.60	K_σ applied:	Yes
Earthquake magnitude M_w:	6.14	Unit weight calculation:	Based on SBT	Clay like behavior applied:	Sands only
Peak ground acceleration:	0.23	Use fill:	No	Limit depth applied:	Yes
Depth to water table (insitu):	1.00 m	Fill height:	N/A	Limit depth:	20.00 m

SBT legend

1. Sensitive fine grained
2. Organic material
3. Clay to silty clay
4. Clayey silt to silty clay
5. Silty sand to sandy silt
6. Clean sand to silty sand
7. Gravely sand to sand
8. Very stiff sand to clayey sand
9. Very stiff fine grained

Liquefaction analysis overall plot

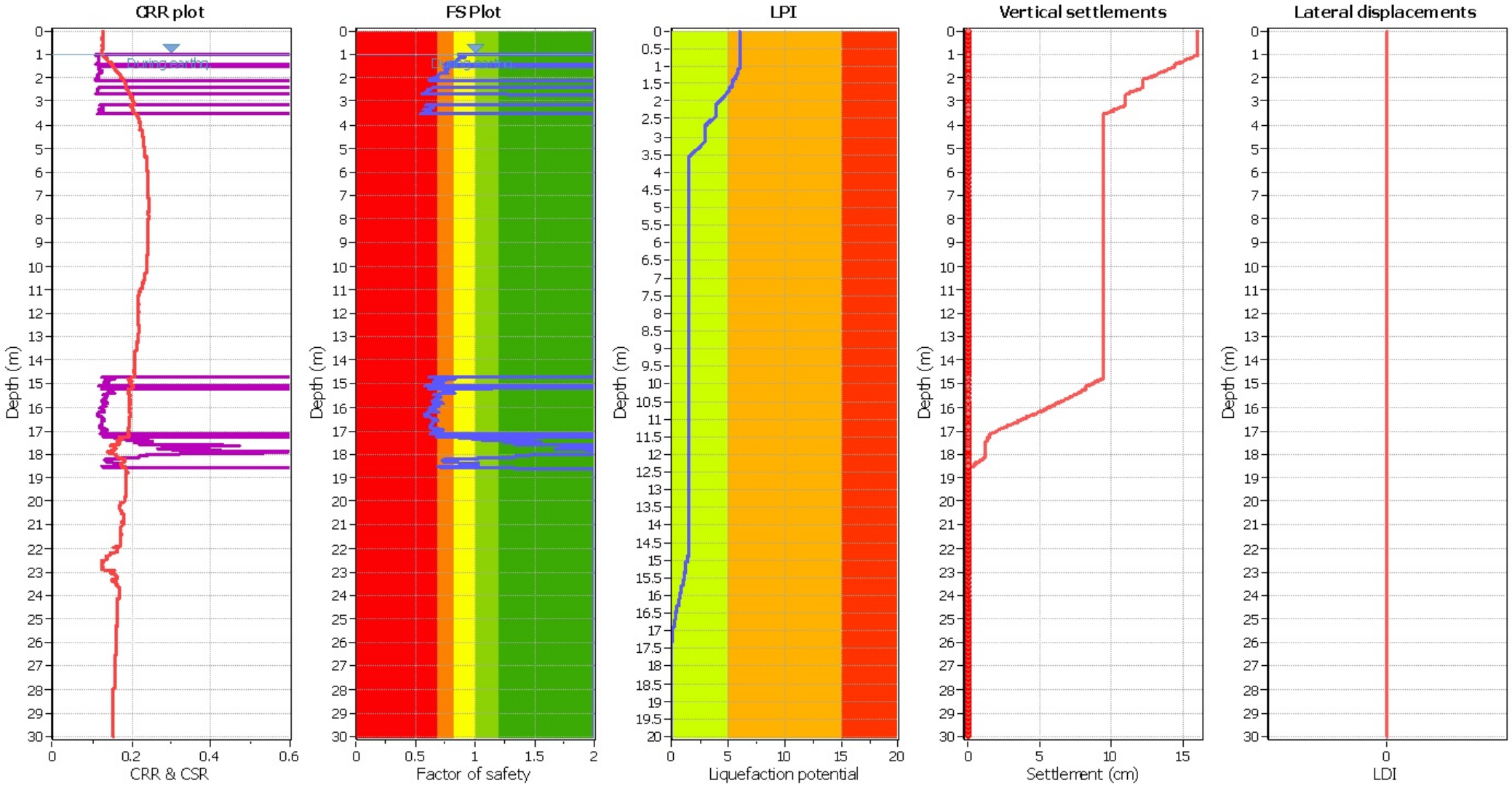

Input parameters and analysis data

Analysis method:	B&I (2014)	Depth to GWT (erthq.):	1.00 m	Fill weight:	N/A
Fines correction method:	B&I (2014)	Average results interval:	3	Transition detect. applied:	No
Points to test:	Based on Ic value	Ic cut-off value:	2.60	K_σ applied:	Yes
Earthquake magnitude M_w:	6.14	Unit weight calculation:	Based on SBT	Clay like behavior applied:	Sands only
Peak ground acceleration:	0.23	Use fill:	No	Limit depth applied:	Yes
Depth to water table (insitu):	1.00 m	Fill height:	N/A	Limit depth:	20.00 m

F.S. color scheme

- Almost certain it will liquefy
- Very likely to liquefy
- Liquefaction and no liq. are equally likely
- Unlike to liquefy
- Almost certain it will not liquefy

LPI color scheme

- Very high risk
- High risk
- Low risk

CPT basic interpretation plo

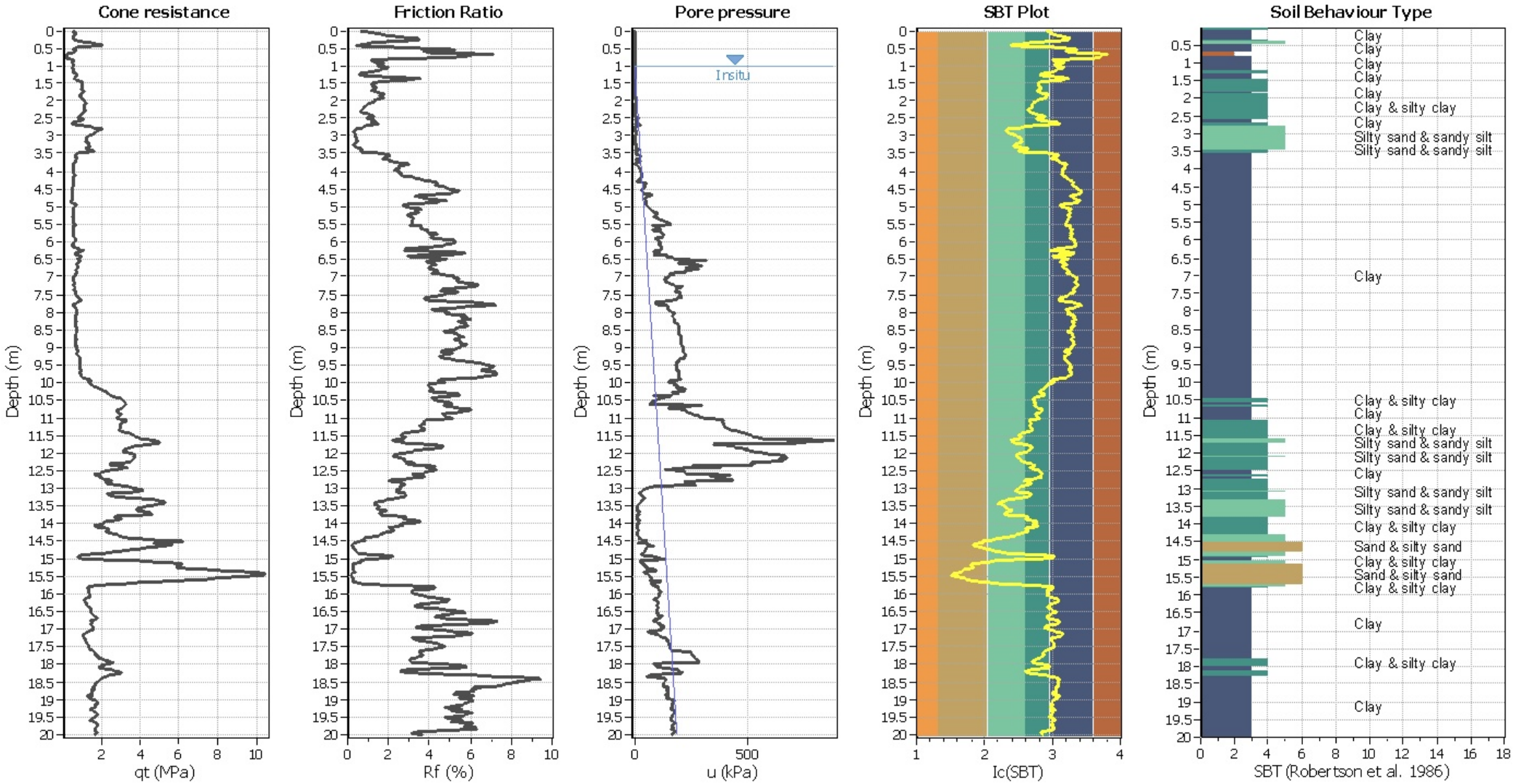

Input parameters and analysis data

Analysis method:	B&I (2014)	Depth to GWT (erthq.):	1.00 m	Fill weight:	N/A
Fines correction method:	B&I (2014)	Average results interval:	3	Transition detect. applied:	No
Points to test:	Based on Ic value	Ic cut-off value:	2.60	K_σ applied:	Yes
Earthquake magnitude M_w:	6.14	Unit weight calculation:	Based on SBT	Clay like behavior applied:	Sands only
Peak ground acceleration:	0.23	Use fill:	No	Limit depth applied:	Yes
Depth to water table (insitu):	1.00 m	Fill height:	N/A	Limit depth:	20.00 m

SBT legend

1. Sensitive fine grained
2. Organic material
3. Clay to silty clay
4. Clayey silt to silty clay
5. Silty sand to sandy silt
6. Clean sand to silty sand
7. Gravely sand to sand
8. Very stiff sand to clayey sand
9. Very stiff fine grained

Liquefaction analysis overall plot

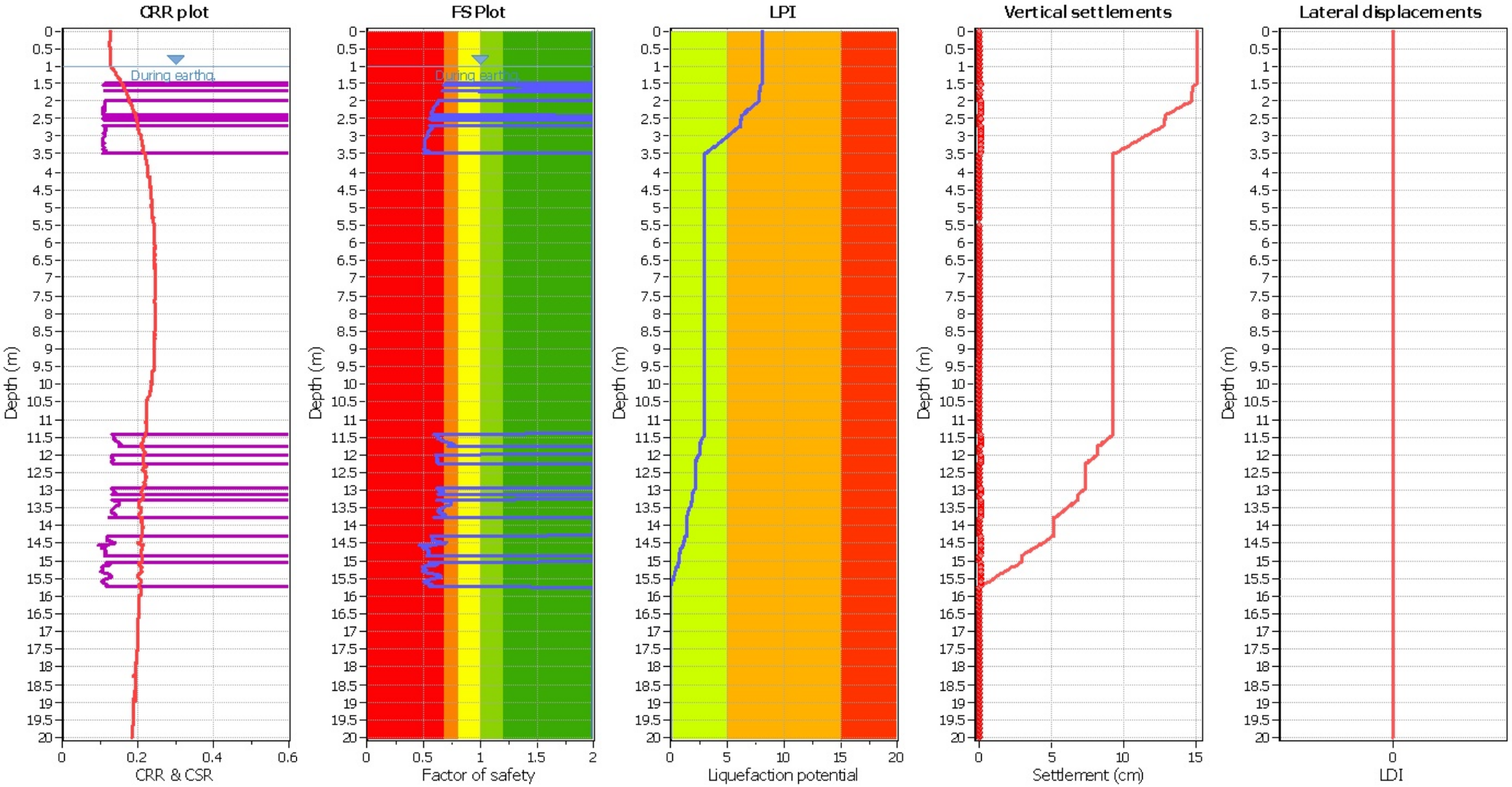

Input parameters and analysis data

Analysis method:	B&I (2014)	Depth to GWT (erthq.):	1.00 m	Fill weight:	N/A
Fines correction method:	B&I (2014)	Average results interval:	3	Transition detect. applied:	No
Points to test:	Based on Ic value	Ic cut-off value:	2.60	K_σ applied:	Yes
Earthquake magnitude M_w:	6.14	Unit weight calculation:	Based on SBT	Clay like behavior applied:	Sands only
Peak ground acceleration:	0.23	Use fill:	No	Limit depth applied:	Yes
Depth to water table (insitu):	1.00 m	Fill height:	N/A	Limit depth:	20.00 m

F.S. color scheme

- Almost certain it will liquefy
- Very likely to liquefy
- Liquefaction and no liq. are equally likely
- Unlike to liquefy
- Almost certain it will not liquefy

LPI color scheme

- Very high risk
- High risk
- Low risk

CPT basic interpretation plo

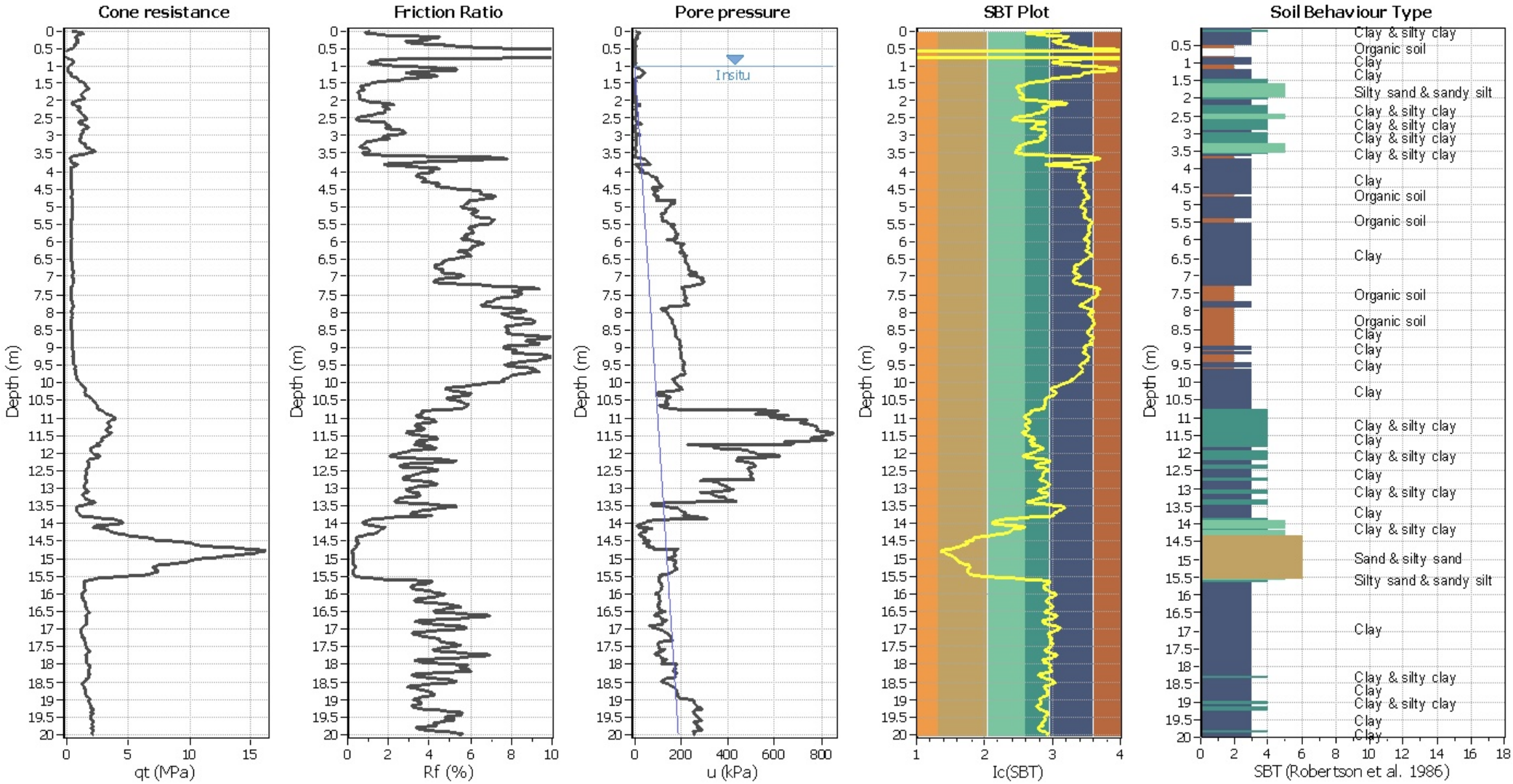

Input parameters and analysis data

Analysis method:	B&I (2014)	Depth to GWT (erthq.):	1.00 m	Fill weight:	N/A
Fines correction method:	B&I (2014)	Average results interval:	3	Transition detect. applied:	No
Points to test:	Based on Ic value	Ic cut-off value:	2.60	K_σ applied:	Yes
Earthquake magnitude M_w:	6.14	Unit weight calculation:	Based on SBT	Clay like behavior applied:	Sands only
Peak ground acceleration:	0.23	Use fill:	No	Limit depth applied:	Yes
Depth to water table (insitu):	1.00 m	Fill height:	N/A	Limit depth:	20.00 m

SBT legend

1. Sensitive fine grained
2. Organic material
3. Clay to silty clay
4. Clayey silt to silty clay
5. Silty sand to sandy silt
6. Clean sand to silty sand
7. Gravely sand to sand
8. Very stiff sand to clayey sand
9. Very stiff fine grained

Liquefaction analysis overall plot

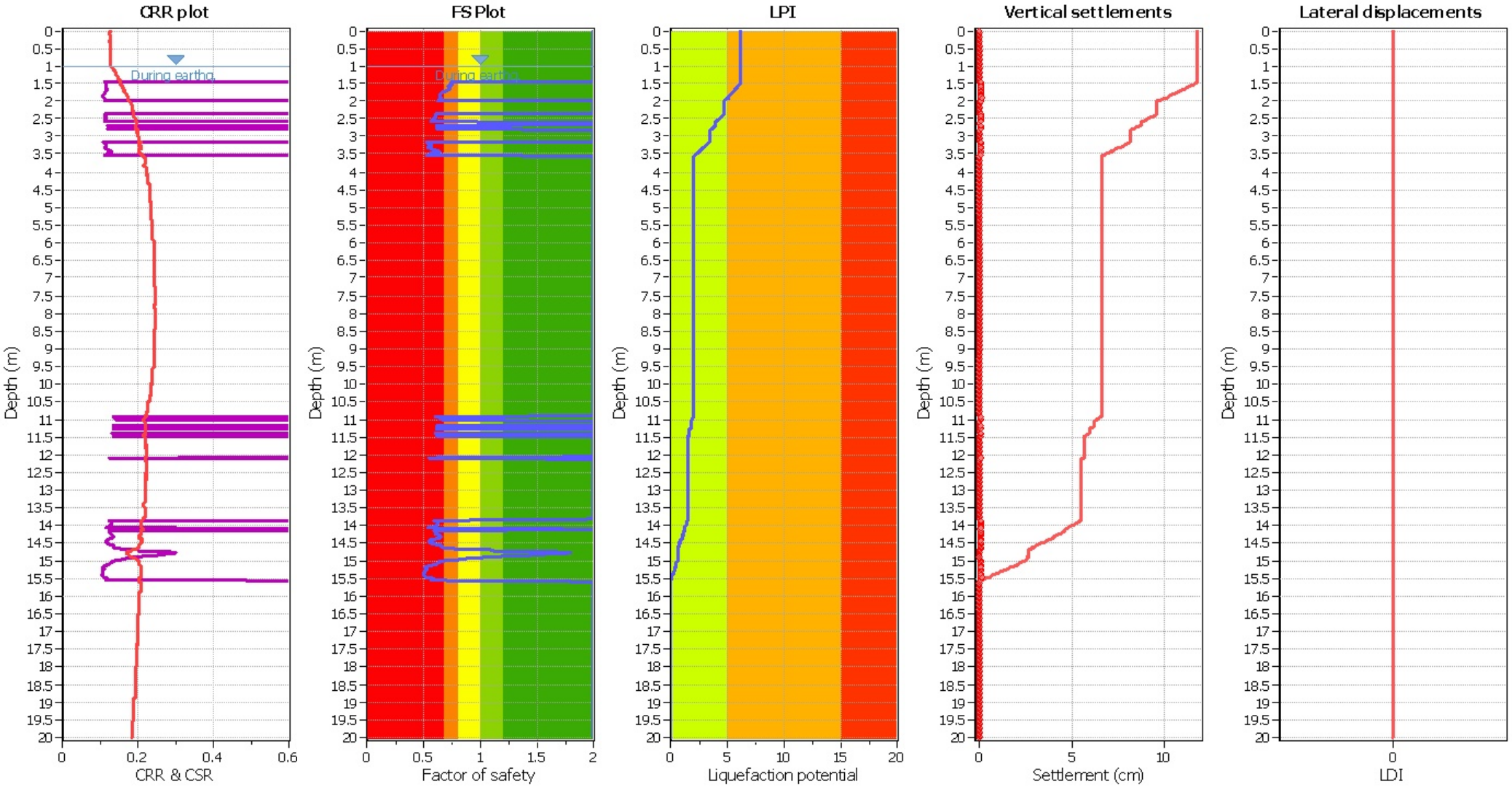

Input parameters and analysis data

Analysis method:	B&I (2014)	Depth to GWT (erthq.):	1.00 m	Fill weight:	N/A
Fines correction method:	B&I (2014)	Average results interval:	3	Transition detect. applied:	No
Points to test:	Based on Ic value	Ic cut-off value:	2.60	K_σ applied:	Yes
Earthquake magnitude M_w:	6.14	Unit weight calculation:	Based on SBT	Clay like behavior applied:	Sands only
Peak ground acceleration:	0.23	Use fill:	No	Limit depth applied:	Yes
Depth to water table (insitu):	1.00 m	Fill height:	N/A	Limit depth:	20.00 m

F.S. color scheme

- Almost certain it will liquefy
- Very likely to liquefy
- Liquefaction and no liq. are equally likely
- Unlike to liquefy
- Almost certain it will not liquefy

LPI color scheme

- Very high risk
- High risk
- Low risk

CPT basic interpretation plo

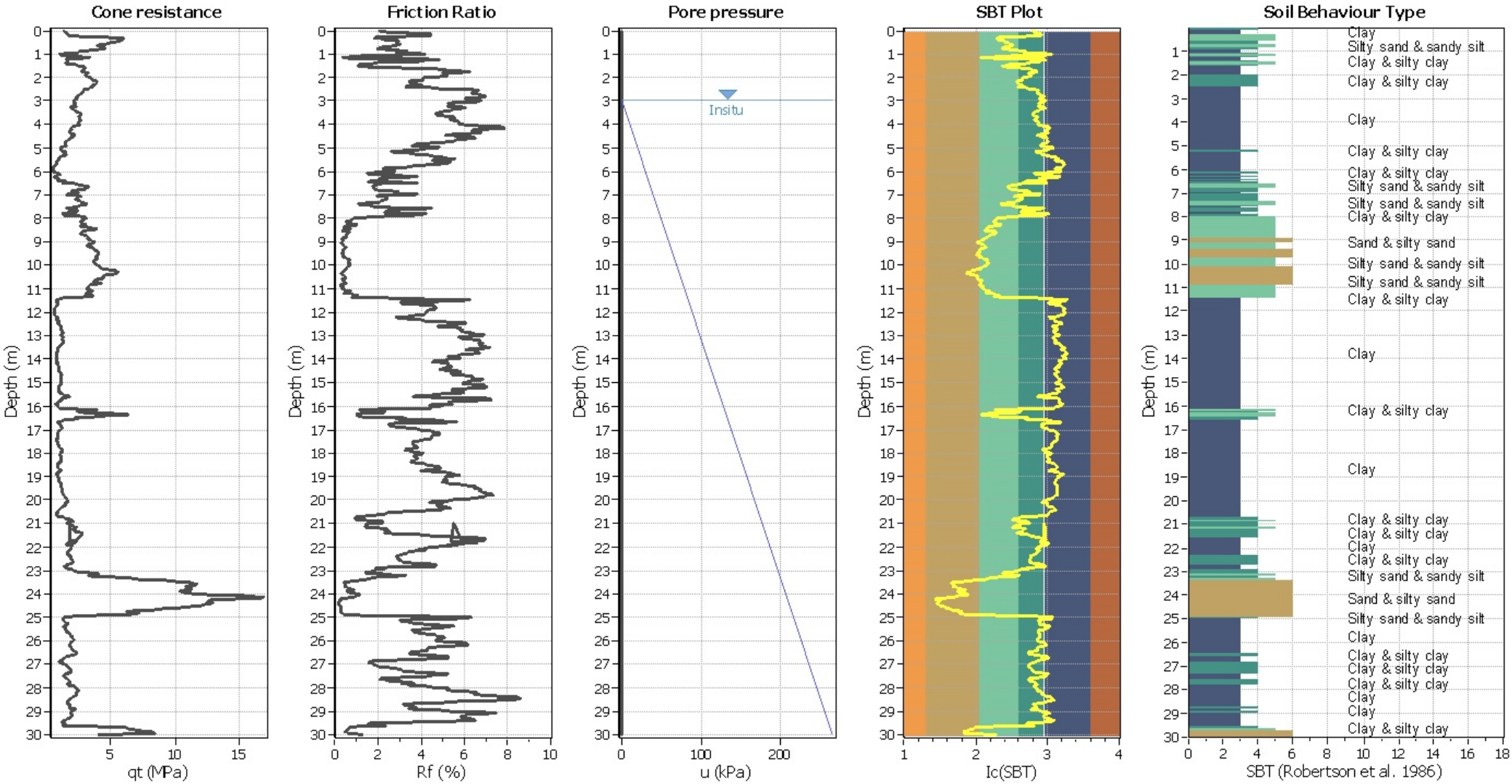

Input parameters and analysis data

Analysis method:	B&I (2014)	Depth to GWT (erthq.):	3.00 m	Fill weight:	N/A
Fines correction method:	B&I (2014)	Average results interval:	3	Transition detect. applied:	No
Points to test:	Based on Ic value	Ic cut-off value:	2.60	K_σ applied:	Yes
Earthquake magnitude M_w:	6.14	Unit weight calculation:	Based on SBT	Clay like behavior applied:	Sands only
Peak ground acceleration:	0.20	Use fill:	No	Limit depth applied:	Yes
Depth to water table (insitu):	3.00 m	Fill height:	N/A	Limit depth:	20.00 m

SBT legend

1. Sensitive fine grained
2. Organic material
3. Clay to silty clay
4. Clayey silt to silty clay
5. Silty sand to sandy silt
6. Clean sand to silty sand
7. Gravely sand to sand
8. Very stiff sand to clayey sand
9. Very stiff fine grained

Liquefaction analysis overall plot

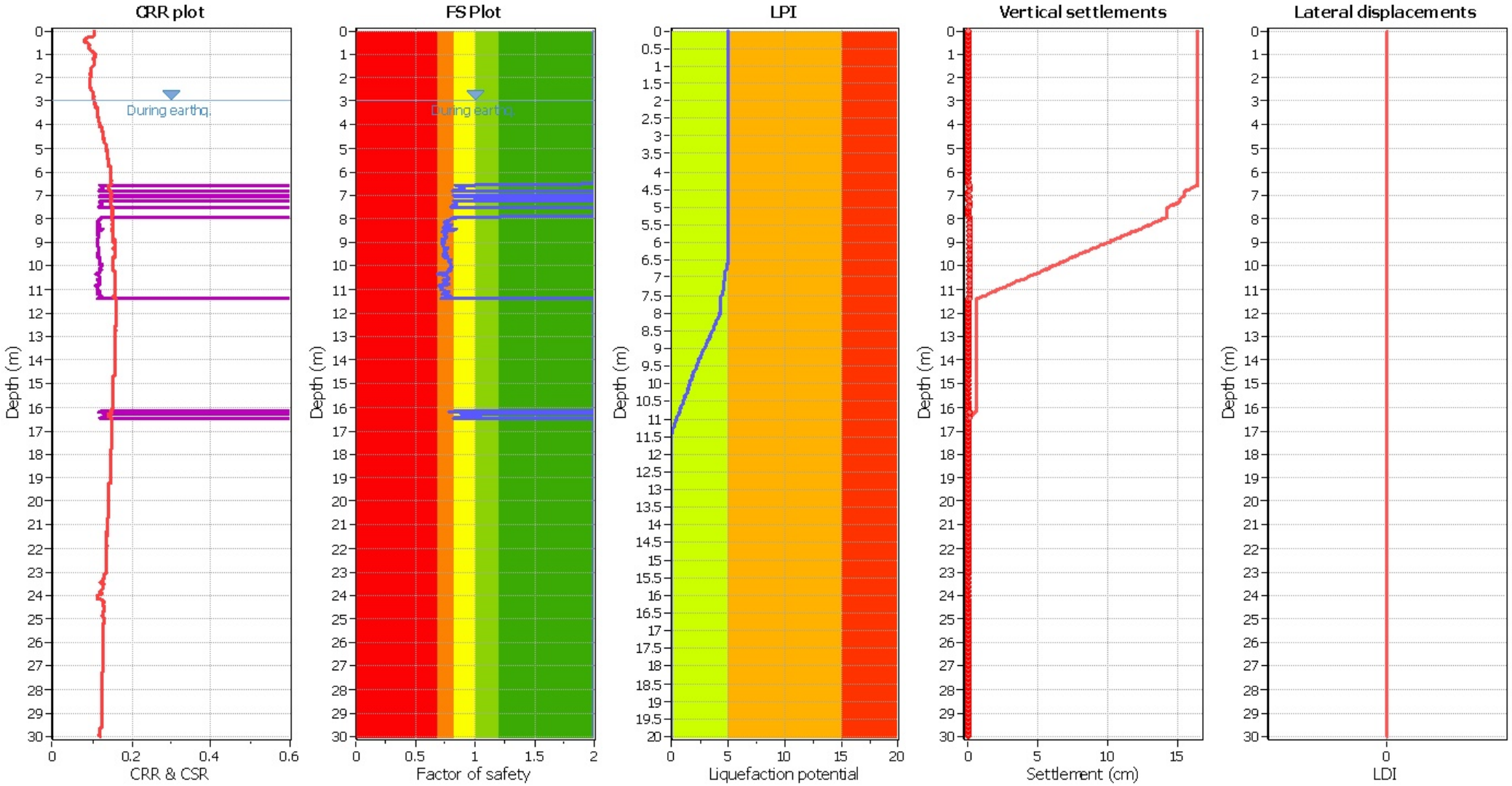

Input parameters and analysis data

Analysis method:	B&I (2014)	Depth to GWT (erthq.):	3.00 m	Fill weight:	N/A
Fines correction method:	B&I (2014)	Average results interval:	3	Transition detect. applied:	No
Points to test:	Based on Ic value	Ic cut-off value:	2.60	K_σ applied:	Yes
Earthquake magnitude M_w:	6.14	Unit weight calculation:	Based on SBT	Clay like behavior applied:	Sands only
Peak ground acceleration:	0.20	Use fill:	No	Limit depth applied:	Yes
Depth to water table (insitu):	3.00 m	Fill height:	N/A	Limit depth:	20.00 m

F.S. color scheme

- Almost certain it will liquefy
- Very likely to liquefy
- Liquefaction and no liq. are equally likely
- Unlike to liquefy
- Almost certain it will not liquefy

LPI color scheme

- Very high risk
- High risk
- Low risk

CPT basic interpretation plo

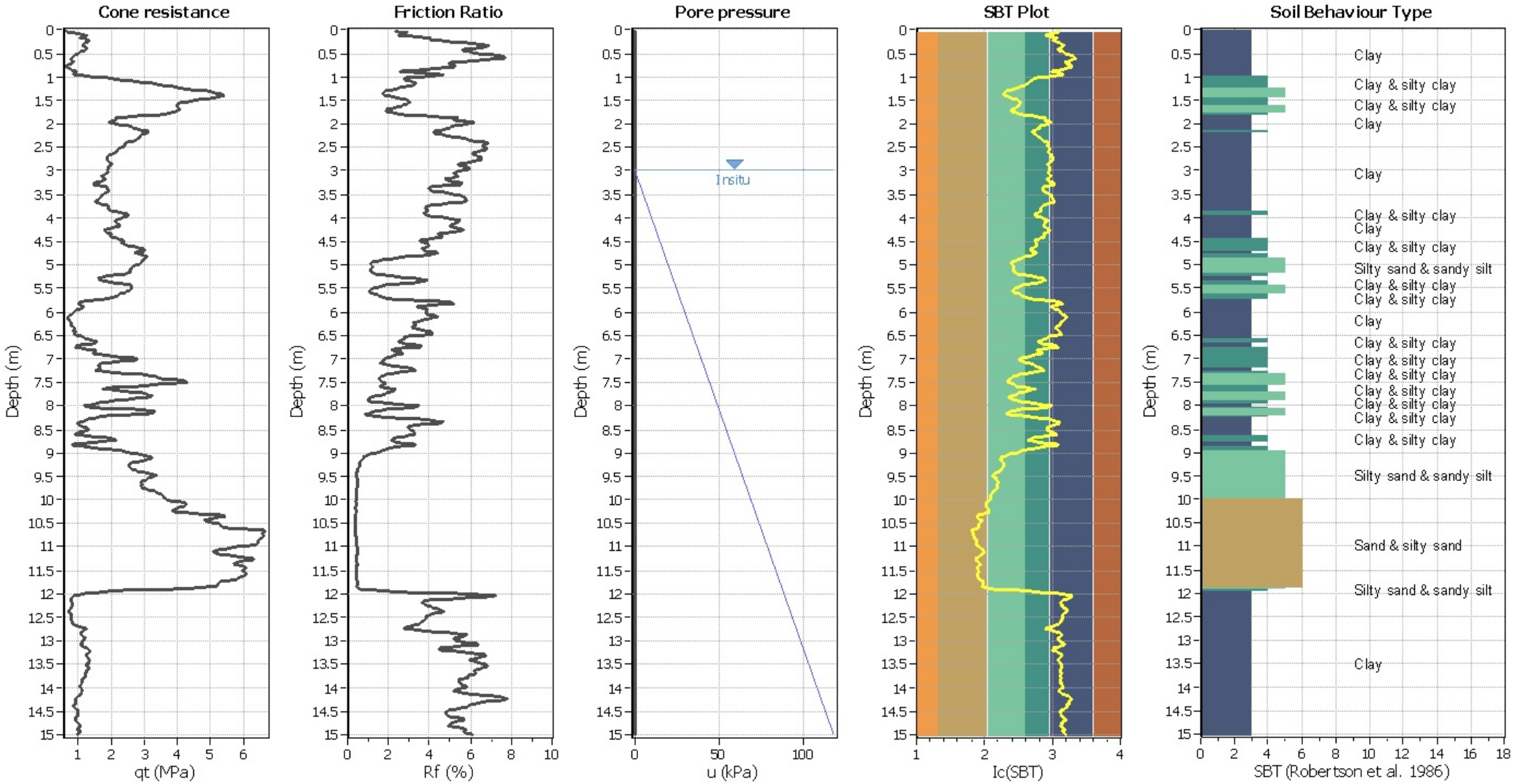

Input parameters and analysis data

Analysis method:	B&I (2014)	Depth to GWT (erthq.):	3.00 m	Fill weight:	N/A
Fines correction method:	B&I (2014)	Average results interval:	3	Transition detect. applied:	No
Points to test:	Based on Ic value	Ic cut-off value:	2.60	K_σ applied:	Yes
Earthquake magnitude M_w:	6.14	Unit weight calculation:	Based on SBT	Clay like behavior applied:	Sands only
Peak ground acceleration:	0.20	Use fill:	No	Limit depth applied:	Yes
Depth to water table (insitu):	3.00 m	Fill height:	N/A	Limit depth:	20.00 m

SBT legend

1. Sensitive fine grained
2. Organic material
3. Clay to silty clay
4. Clayey silt to silty clay
5. Silty sand to sandy silt
6. Clean sand to silty sand
7. Gravely sand to sand
8. Very stiff sand to clayey sand
9. Very stiff fine grained

Liquefaction analysis overall plot

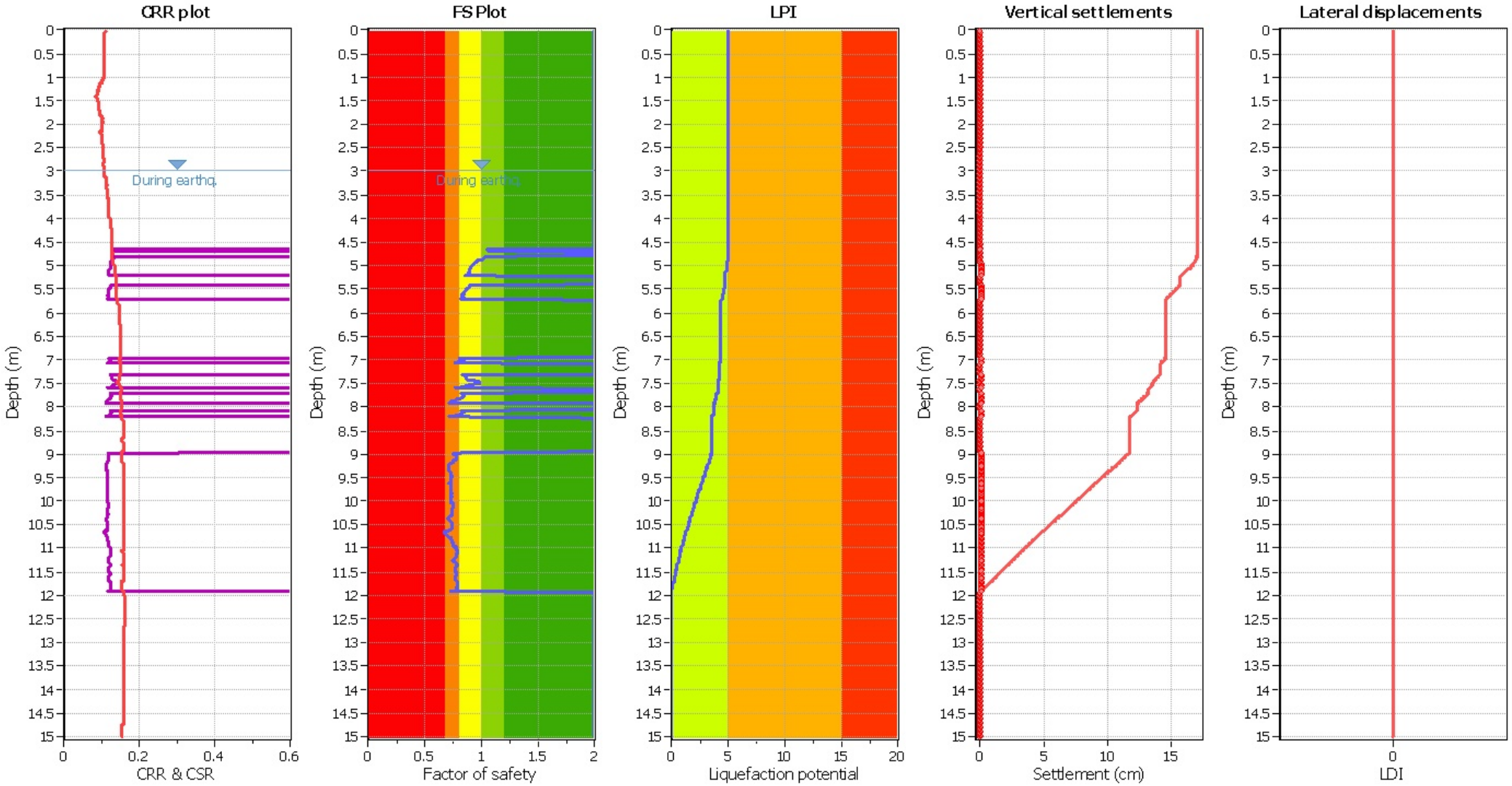

Input parameters and analysis data

Analysis method:	B&I (2014)	Depth to GWT (erthq.):	3.00 m	Fill weight:	N/A
Fines correction method:	B&I (2014)	Average results interval:	3	Transition detect. applied:	No
Points to test:	Based on Ic value	Ic cut-off value:	2.60	K_σ applied:	Yes
Earthquake magnitude M_w:	6.14	Unit weight calculation:	Based on SBT	Clay like behavior applied:	Sands only
Peak ground acceleration:	0.20	Use fill:	No	Limit depth applied:	Yes
Depth to water table (insitu):	3.00 m	Fill height:	N/A	Limit depth:	20.00 m

F.S. color scheme

- Almost certain it will liquefy
- Very likely to liquefy
- Liquefaction and no liq. are equally likely
- Unlike to liquefy
- Almost certain it will not liquefy

LPI color scheme

- Very high risk
- High risk
- Low risk

CPT basic interpretation plo

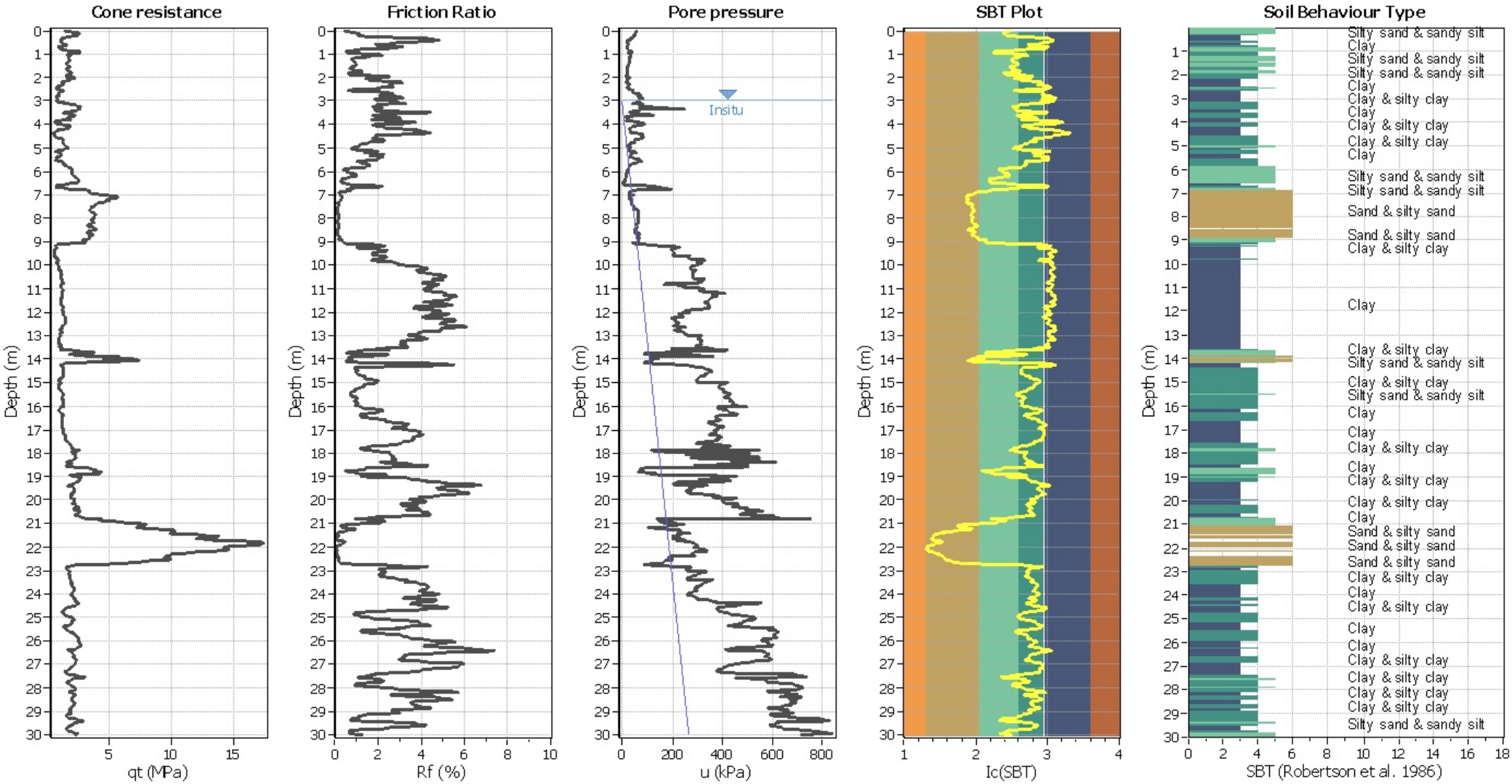

Input parameters and analysis data

Analysis method:	B&I (2014)	Depth to GWT (erthq.):	3.00 m	Fill weight:	N/A
Fines correction method:	B&I (2014)	Average results interval:	3	Transition detect. applied:	No
Points to test:	Based on Ic value	Ic cut-off value:	2.60	K_σ applied:	Yes
Earthquake magnitude M_w:	6.14	Unit weight calculation:	Based on SBT	Clay like behavior applied:	Sands only
Peak ground acceleration:	0.20	Use fill:	No	Limit depth applied:	Yes
Depth to water table (insitu):	3.00 m	Fill height:	N/A	Limit depth:	20.00 m

SBT legend

1. Sensitive fine grained
2. Organic material
3. Clay to silty clay
4. Clayey silt to silty clay
5. Silty sand to sandy silt
6. Clean sand to silty sand
7. Gravely sand to sand
8. Very stiff sand to clayey sand
9. Very stiff fine grained

Liquefaction analysis overall plot

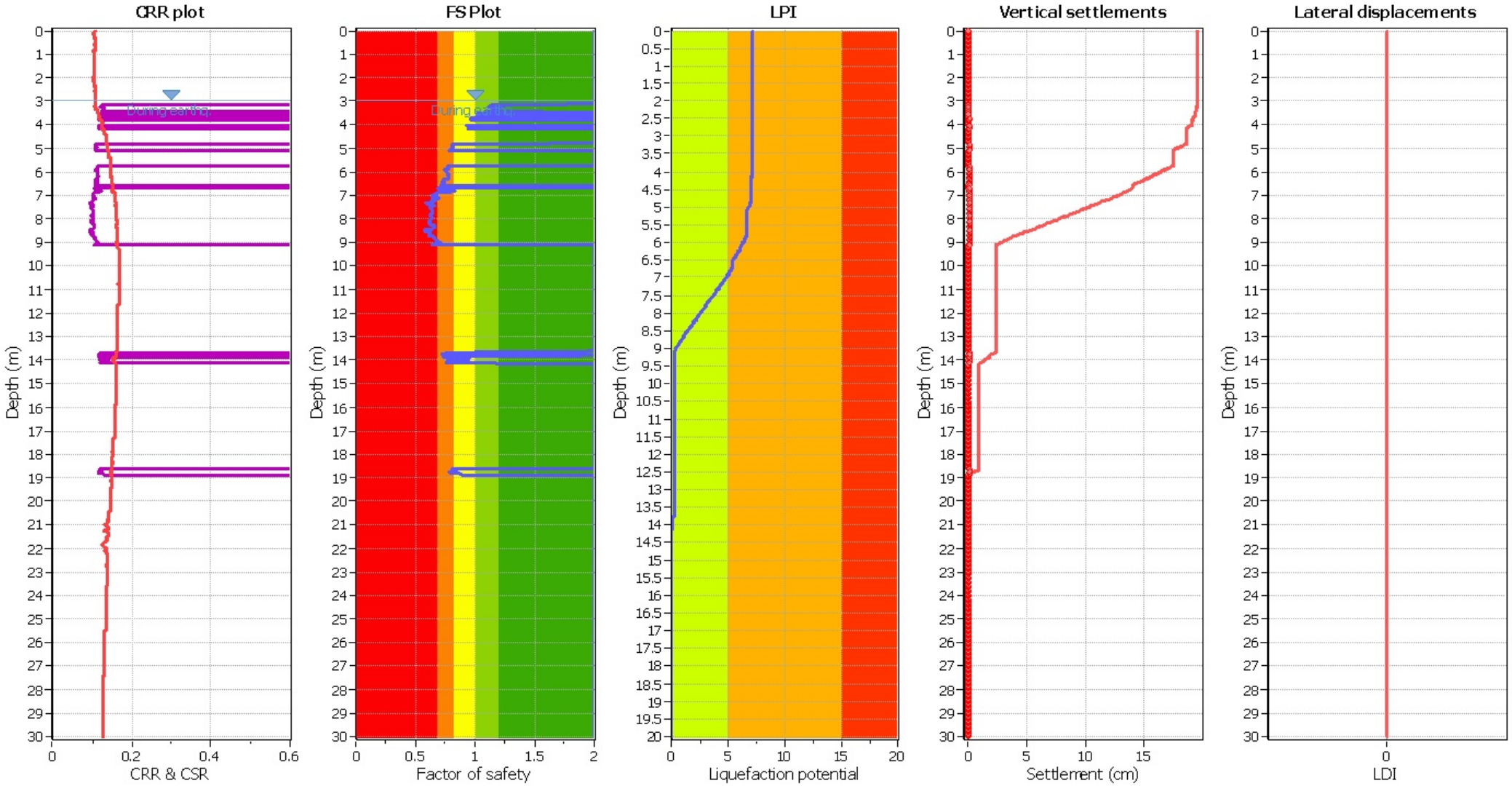

Input parameters and analysis data

Analysis method:	B&I (2014)	Depth to GWT (erthq.):	3.00 m	Fill weight:	N/A
Fines correction method:	B&I (2014)	Average results interval:	3	Transition detect. applied:	No
Points to test:	Based on Ic value	Ic cut-off value:	2.60	K_σ applied:	Yes
Earthquake magnitude M_w:	6.14	Unit weight calculation:	Based on SBT	Clay like behavior applied:	Sands only
Peak ground acceleration:	0.20	Use fill:	No	Limit depth applied:	Yes
Depth to water table (insitu):	3.00 m	Fill height:	N/A	Limit depth:	20.00 m

F.S. color scheme

- Almost certain it will liquefy
- Very likely to liquefy
- Liquefaction and no liq. are equally likely
- Unlike to liquefy
- Almost certain it will not liquefy

LPI color scheme

- Very high risk
- High risk
- Low risk

CPT basic interpretation plo

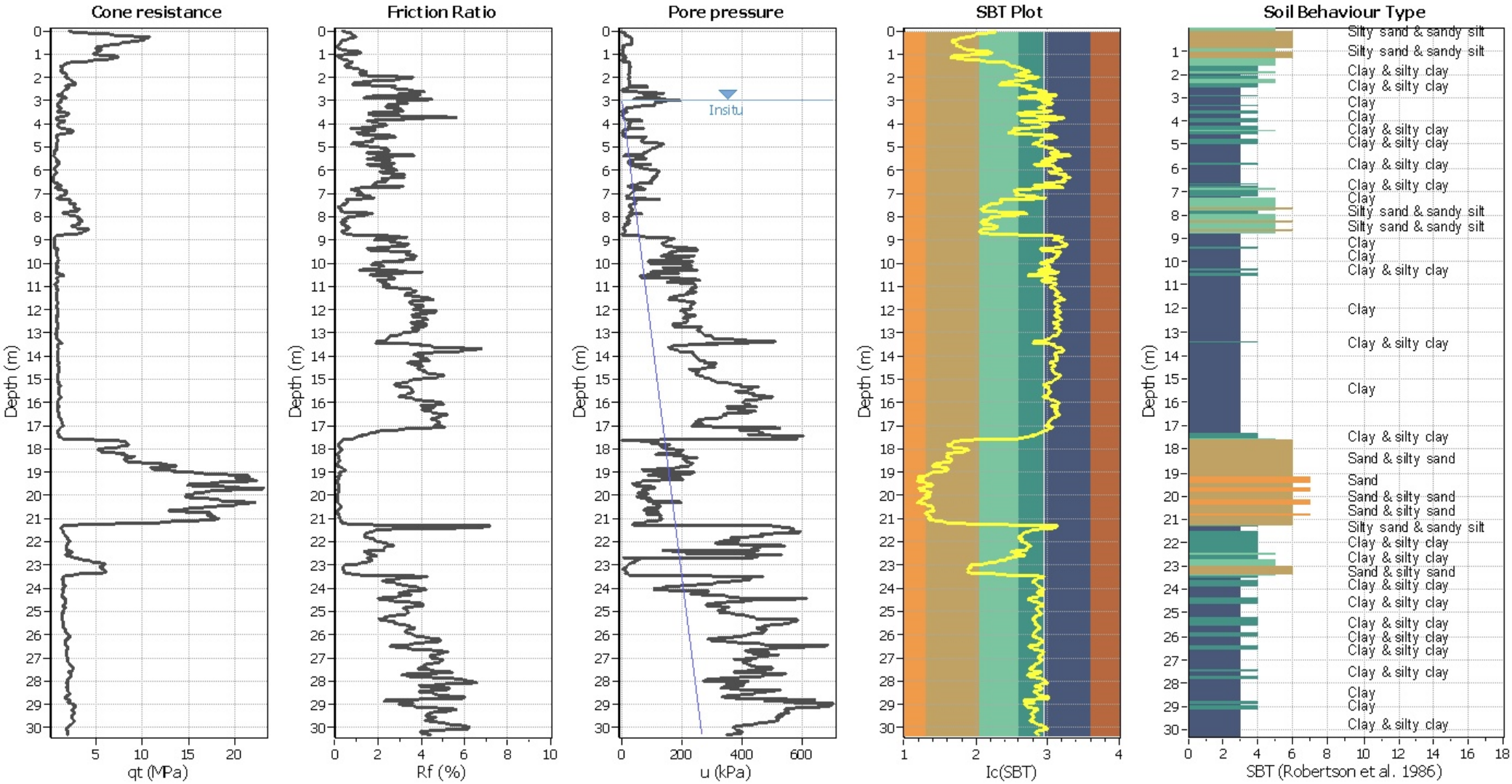

Input parameters and analysis data

Analysis method:	B&I (2014)	Depth to GWT (erthq.):	3.00 m	Fill weight:	N/A
Fines correction method:	B&I (2014)	Average results interval:	3	Transition detect. applied:	No
Points to test:	Based on Ic value	Ic cut-off value:	2.60	K_σ applied:	Yes
Earthquake magnitude M_w:	6.14	Unit weight calculation:	Based on SBT	Clay like behavior applied:	Sands only
Peak ground acceleration:	0.20	Use fill:	No	Limit depth applied:	Yes
Depth to water table (insitu):	3.00 m	Fill height:	N/A	Limit depth:	20.00 m

SBT legend

1. Sensitive fine grained
2. Organic material
3. Clay to silty clay
4. Clayey silt to silty clay
5. Silty sand to sandy silt
6. Clean sand to silty sand
7. Gravely sand to sand
8. Very stiff sand to clayey sand
9. Very stiff fine grained

Liquefaction analysis overall plot

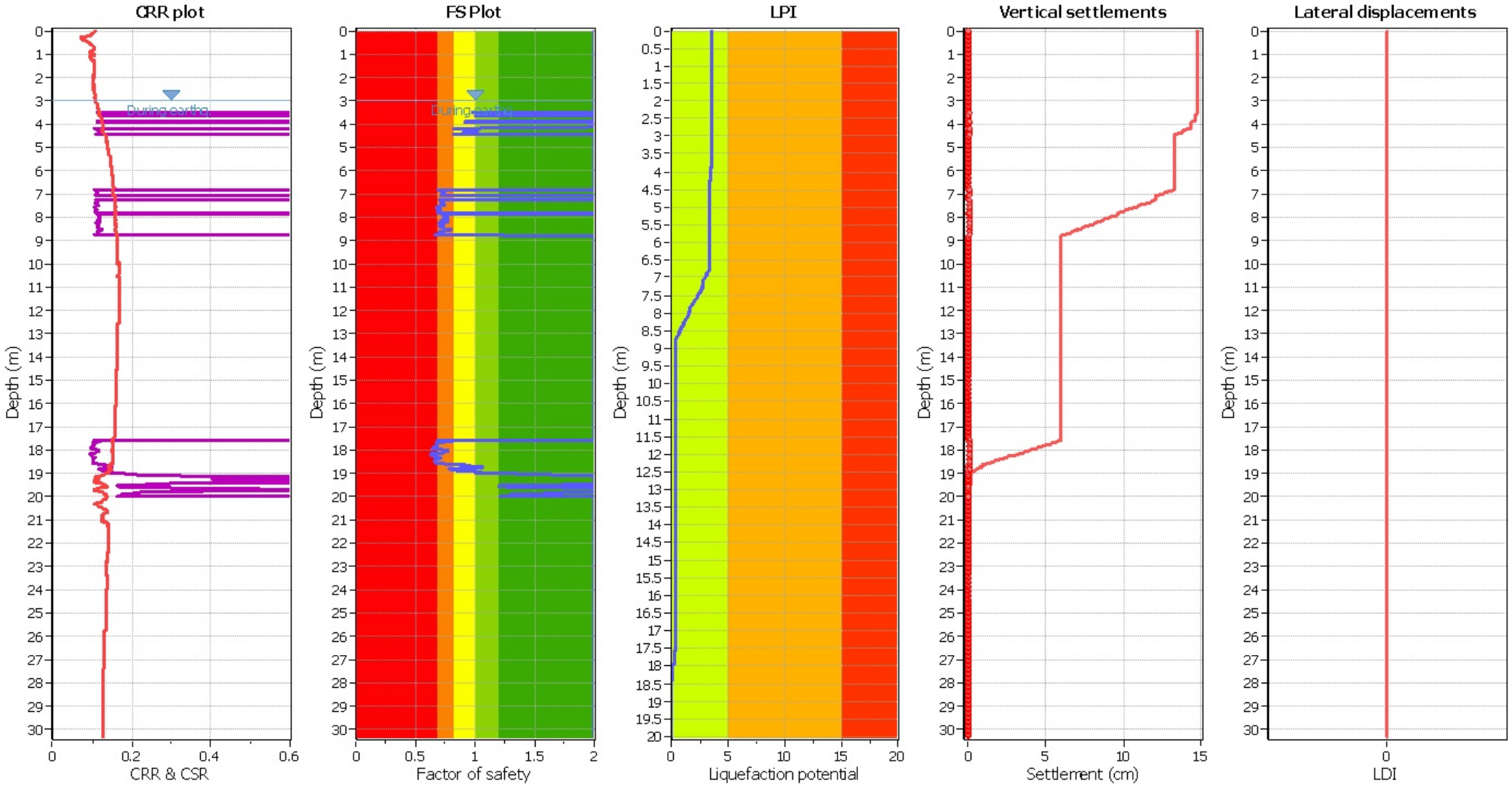

Input parameters and analysis data

Analysis method:	B&I (2014)	Depth to GWT (erthq.):	3.00 m	Fill weight:	N/A
Fines correction method:	B&I (2014)	Average results interval:	3	Transition detect. applied:	No
Points to test:	Based on Ic value	Ic cut-off value:	2.60	K_σ applied:	Yes
Earthquake magnitude M_w:	6.14	Unit weight calculation:	Based on SBT	Clay like behavior applied:	Sands only
Peak ground acceleration:	0.20	Use fill:	No	Limit depth applied:	Yes
Depth to water table (insitu):	3.00 m	Fill height:	N/A	Limit depth:	20.00 m

F.S. color scheme

- Almost certain it will liquefy
- Very likely to liquefy
- Liquefaction and no liq. are equally likely
- Unlike to liquefy
- Almost certain it will not liquefy

LPI color scheme

- Very high risk
- High risk
- Low risk

CPT basic interpretation plo

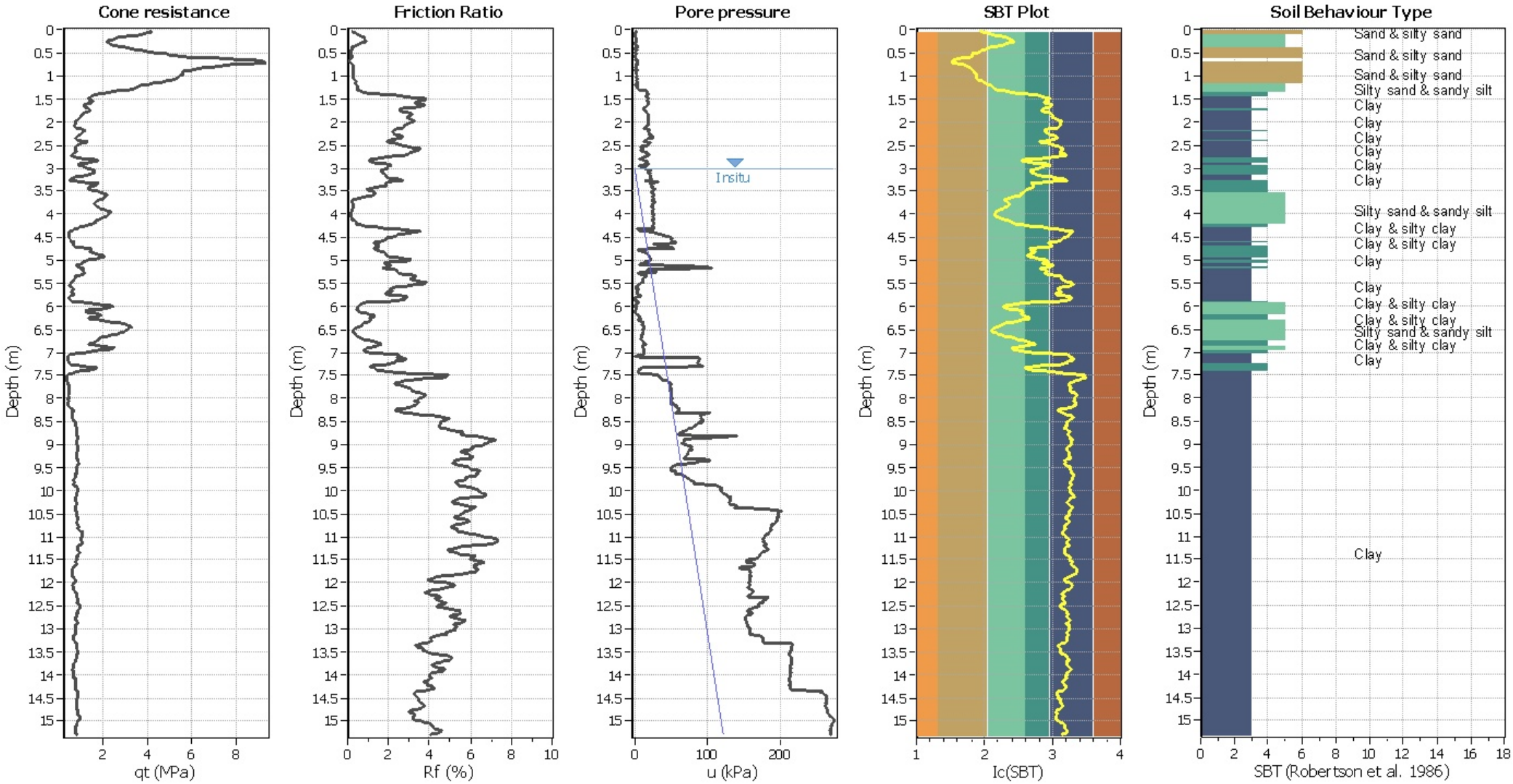

Input parameters and analysis data

Analysis method:	B&I (2014)	Depth to GWT (erthq.):	3.00 m	Fill weight:	N/A
Fines correction method:	B&I (2014)	Average results interval:	3	Transition detect. applied:	No
Points to test:	Based on Ic value	Ic cut-off value:	2.60	K_σ applied:	Yes
Earthquake magnitude M_w:	6.14	Unit weight calculation:	Based on SBT	Clay like behavior applied:	Sands only
Peak ground acceleration:	0.20	Use fill:	No	Limit depth applied:	Yes
Depth to water table (insitu):	3.00 m	Fill height:	N/A	Limit depth:	20.00 m

SBT legend

1. Sensitive fine grained	4. Clayey silt to silty clay	7. Gravely sand to sand
2. Organic material	5. Silty sand to sandy silt	8. Very stiff sand to clayey sand
3. Clay to silty clay	6. Clean sand to silty sand	9. Very stiff fine grained

Liquefaction analysis overall plot

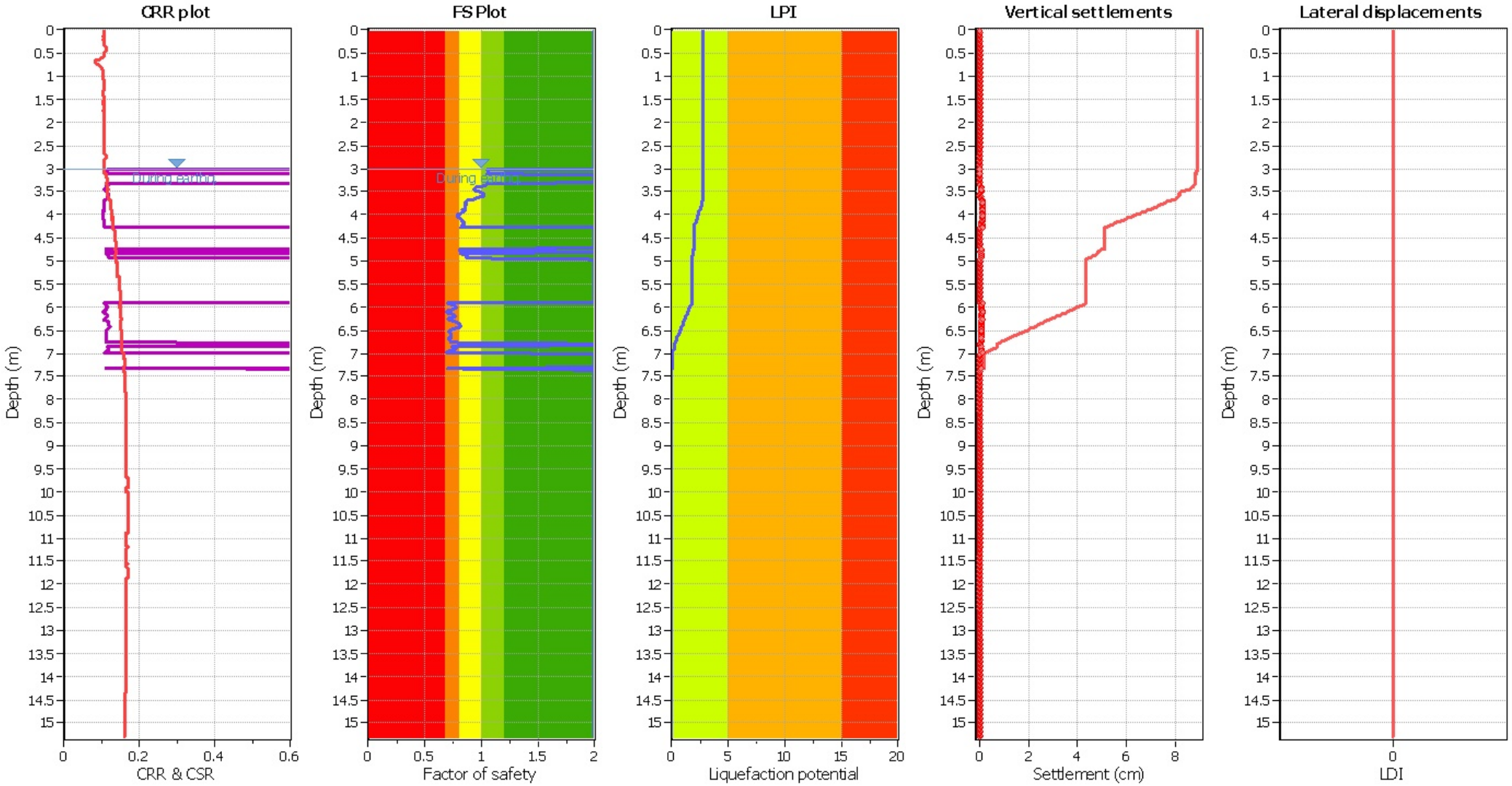

Input parameters and analysis data

Analysis method:	B&I (2014)	Depth to GWT (erthq.):	3.00 m	Fill weight:	N/A
Fines correction method:	B&I (2014)	Average results interval:	3	Transition detect. applied:	No
Points to test:	Based on Ic value	Ic cut-off value:	2.60	K_σ applied:	Yes
Earthquake magnitude M_w:	6.14	Unit weight calculation:	Based on SBT	Clay like behavior applied:	Sands only
Peak ground acceleration:	0.20	Use fill:	No	Limit depth applied:	Yes
Depth to water table (insitu):	3.00 m	Fill height:	N/A	Limit depth:	20.00 m

F.S. color scheme

- Almost certain it will liquefy
- Very likely to liquefy
- Liquefaction and no liq. are equally likely
- Unlike to liquefy
- Almost certain it will not liquefy

LPI color scheme

- Very high risk
- High risk
- Low risk

CPT basic interpretation plo

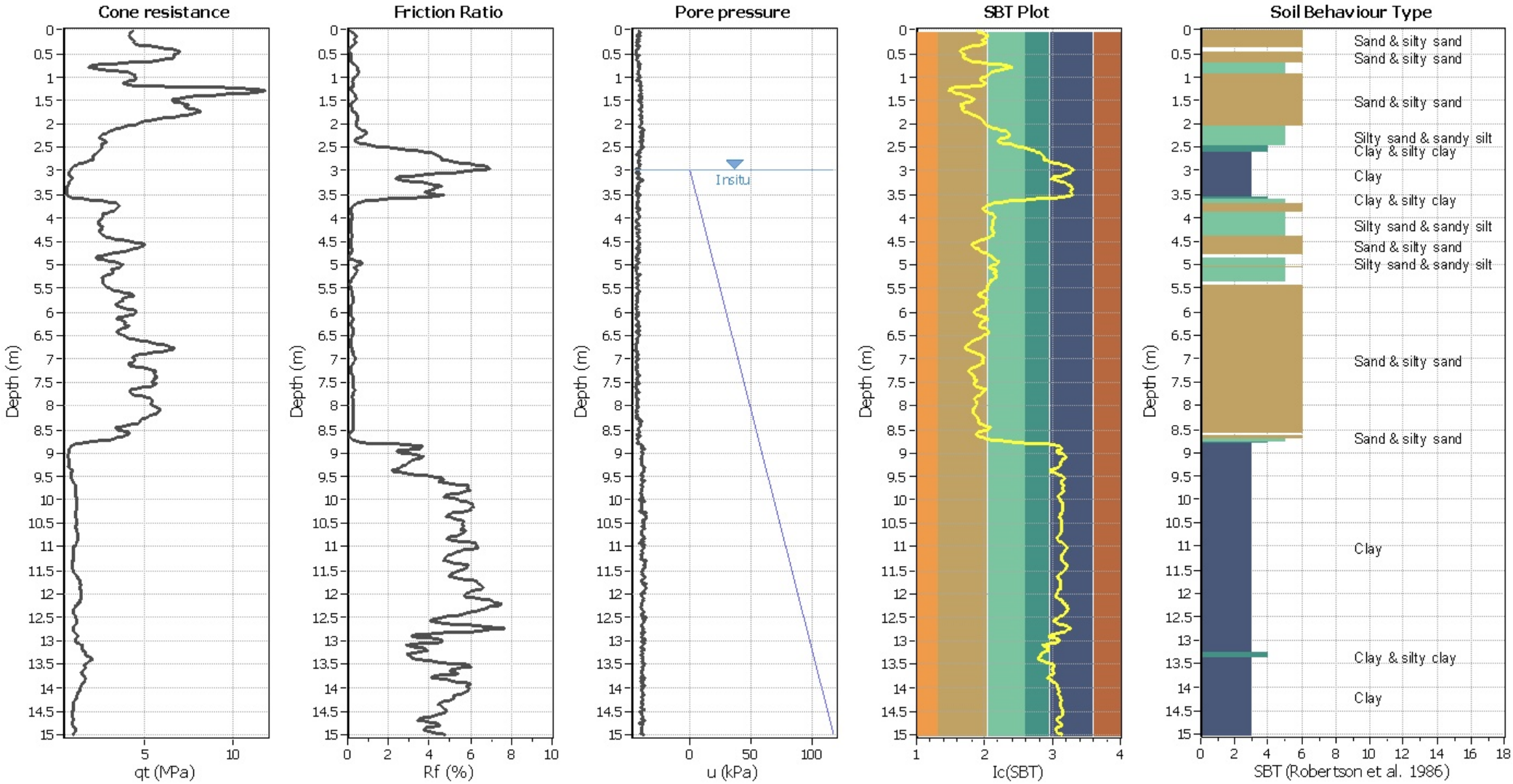

Input parameters and analysis data

Analysis method:	B&I (2014)	Depth to GWT (erthq.):	3.00 m	Fill weight:	N/A
Fines correction method:	B&I (2014)	Average results interval:	3	Transition detect. applied:	No
Points to test:	Based on Ic value	Ic cut-off value:	2.60	K_σ applied:	Yes
Earthquake magnitude M_w:	6.14	Unit weight calculation:	Based on SBT	Clay like behavior applied:	Sands only
Peak ground acceleration:	0.20	Use fill:	No	Limit depth applied:	Yes
Depth to water table (insitu):	3.00 m	Fill height:	N/A	Limit depth:	20.00 m

SBT legend

1. Sensitive fine grained	4. Clayey silt to silty clay	7. Gravely sand to sand
2. Organic material	5. Silty sand to sandy silt	8. Very stiff sand to clayey sand
3. Clay to silty clay	6. Clean sand to silty sand	9. Very stiff fine grained

Liquefaction analysis overall plot

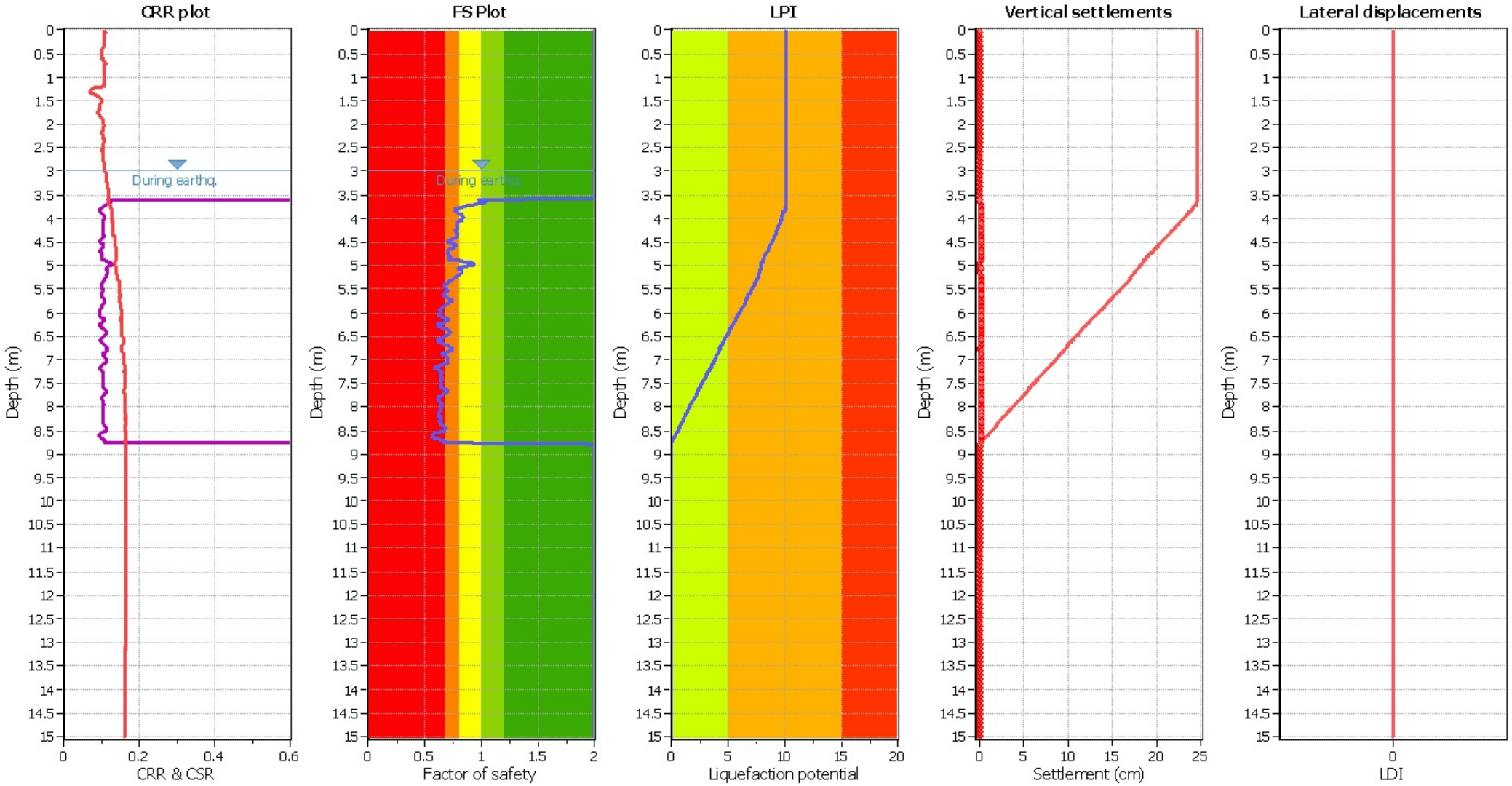

Input parameters and analysis data

Analysis method:	B&I (2014)	Depth to GWT (erthq.):	3.00 m	Fill weight:	N/A
Fines correction method:	B&I (2014)	Average results interval:	3	Transition detect. applied:	No
Points to test:	Based on Ic value	Ic cut-off value:	2.60	K_σ applied:	Yes
Earthquake magnitude M_w:	6.14	Unit weight calculation:	Based on SBT	Clay like behavior applied:	Sands only
Peak ground acceleration:	0.20	Use fill:	No	Limit depth applied:	Yes
Depth to water table (insitu):	3.00 m	Fill height:	N/A	Limit depth:	20.00 m

F.S. color scheme

- Almost certain it will liquefy
- Very likely to liquefy
- Liquefaction and no liq. are equally likely
- Unlike to liquefy
- Almost certain it will not liquefy

LPI color scheme

- Very high risk
- High risk
- Low risk

CPT basic interpretation plo

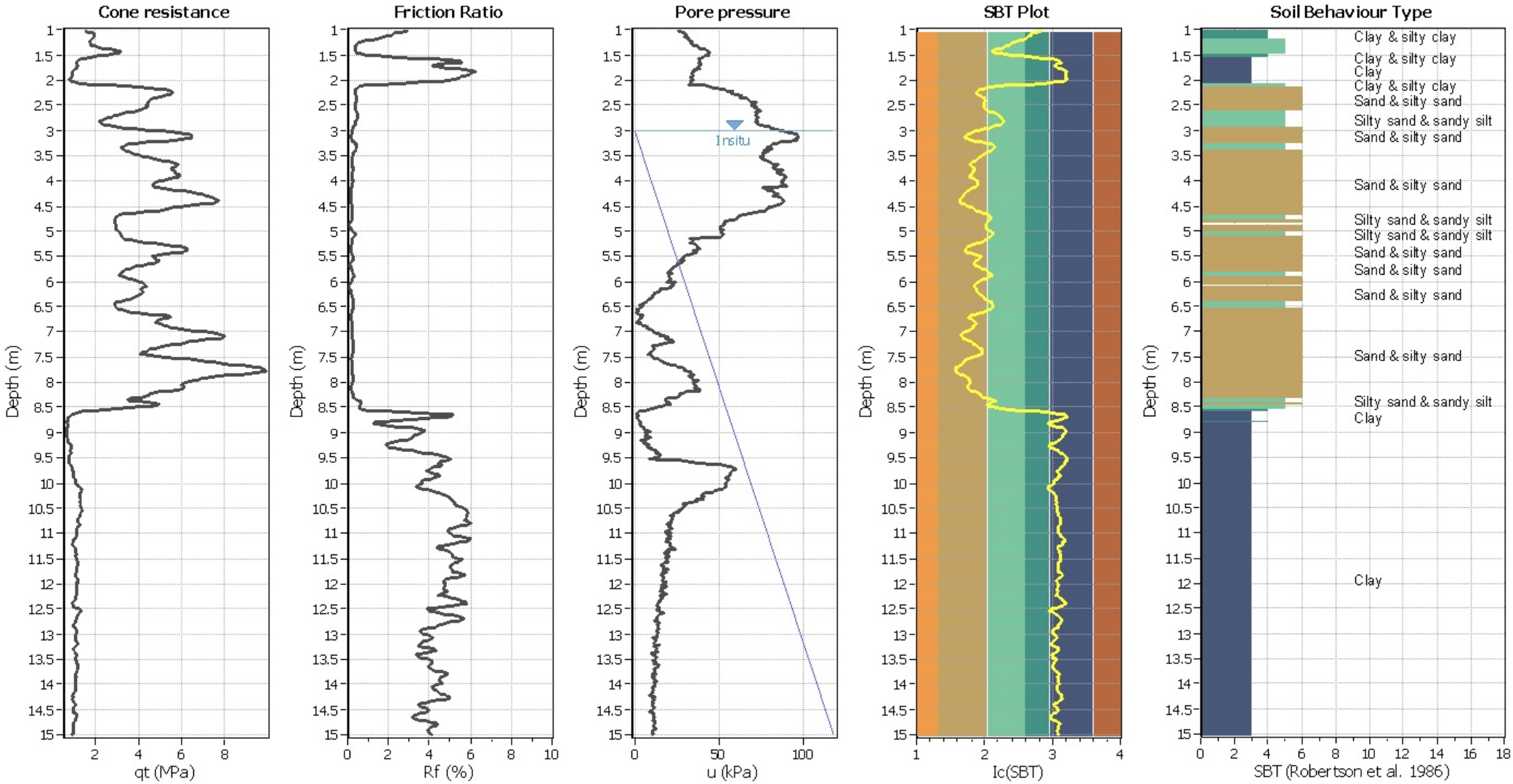

Input parameters and analysis data

Analysis method:	B&I (2014)	Depth to GWT (erthq.):	3.00 m	Fill weight:	N/A
Fines correction method:	B&I (2014)	Average results interval:	3	Transition detect. applied:	No
Points to test:	Based on Ic value	Ic cut-off value:	2.60	K_σ applied:	Yes
Earthquake magnitude M_w:	6.14	Unit weight calculation:	Based on SBT	Clay like behavior applied:	Sands only
Peak ground acceleration:	0.20	Use fill:	No	Limit depth applied:	Yes
Depth to water table (insitu):	3.00 m	Fill height:	N/A	Limit depth:	20.00 m

SBT legend

1. Sensitive fine grained
2. Organic material
3. Clay to silty clay
4. Clayey silt to silty clay
5. Silty sand to sandy silt
6. Clean sand to silty sand
7. Gravely sand to sand
8. Very stiff sand to clayey sand
9. Very stiff fine grained

Liquefaction analysis overall plot

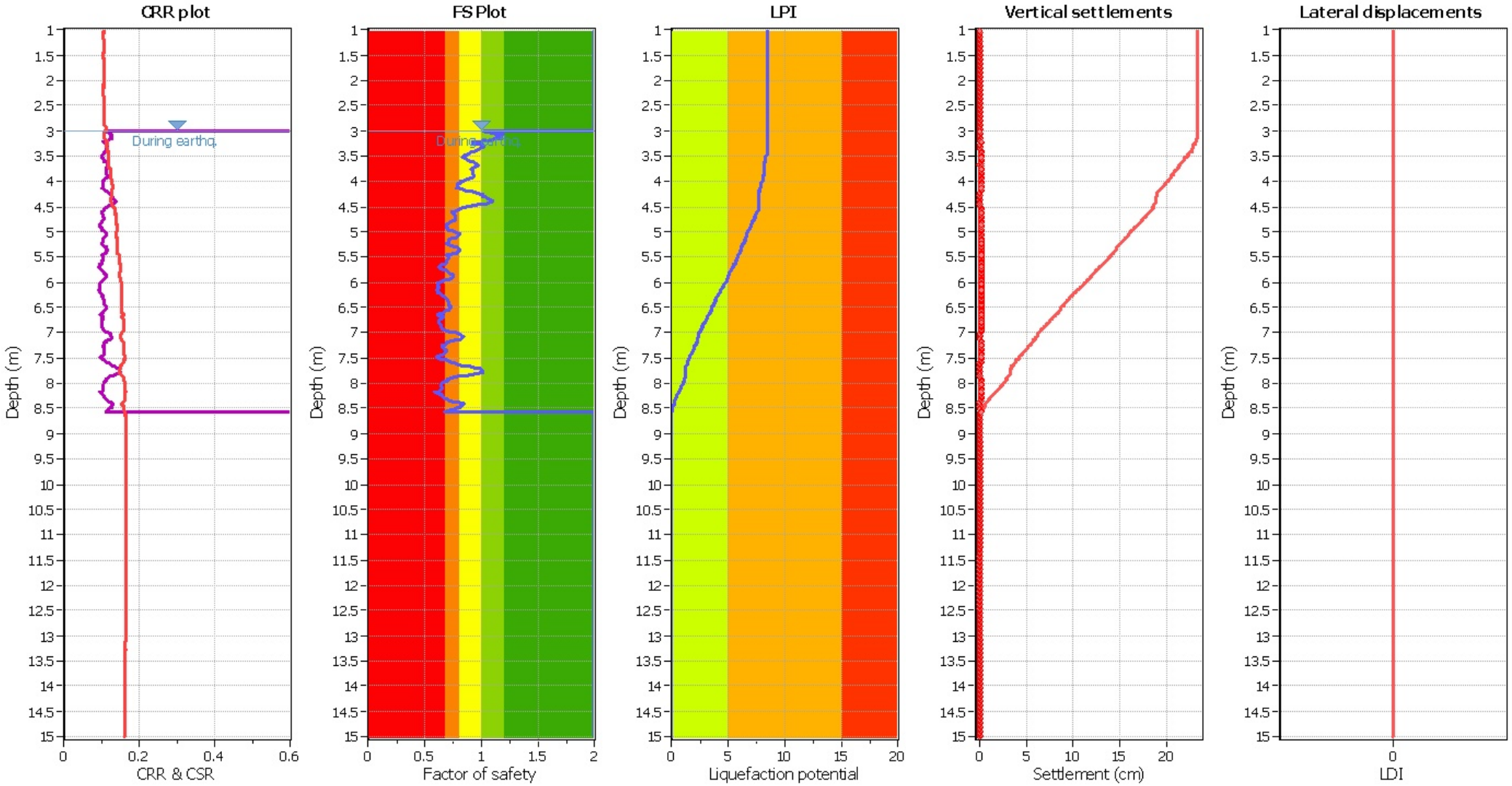

Input parameters and analysis data

Analysis method:	B&I (2014)	Depth to GWT (erthq.):	3.00 m	Fill weight:	N/A
Fines correction method:	B&I (2014)	Average results interval:	3	Transition detect. applied:	No
Points to test:	Based on Ic value	Ic cut-off value:	2.60	K_σ applied:	Yes
Earthquake magnitude M_w:	6.14	Unit weight calculation:	Based on SBT	Clay like behavior applied:	Sands only
Peak ground acceleration:	0.20	Use fill:	No	Limit depth applied:	Yes
Depth to water table (insitu):	3.00 m	Fill height:	N/A	Limit depth:	20.00 m

F.S. color scheme

- Almost certain it will liquefy
- Very likely to liquefy
- Liquefaction and no liq. are equally likely
- Unlike to liquefy
- Almost certain it will not liquefy

LPI color scheme

- Very high risk
- High risk
- Low risk

CPT basic interpretation plo

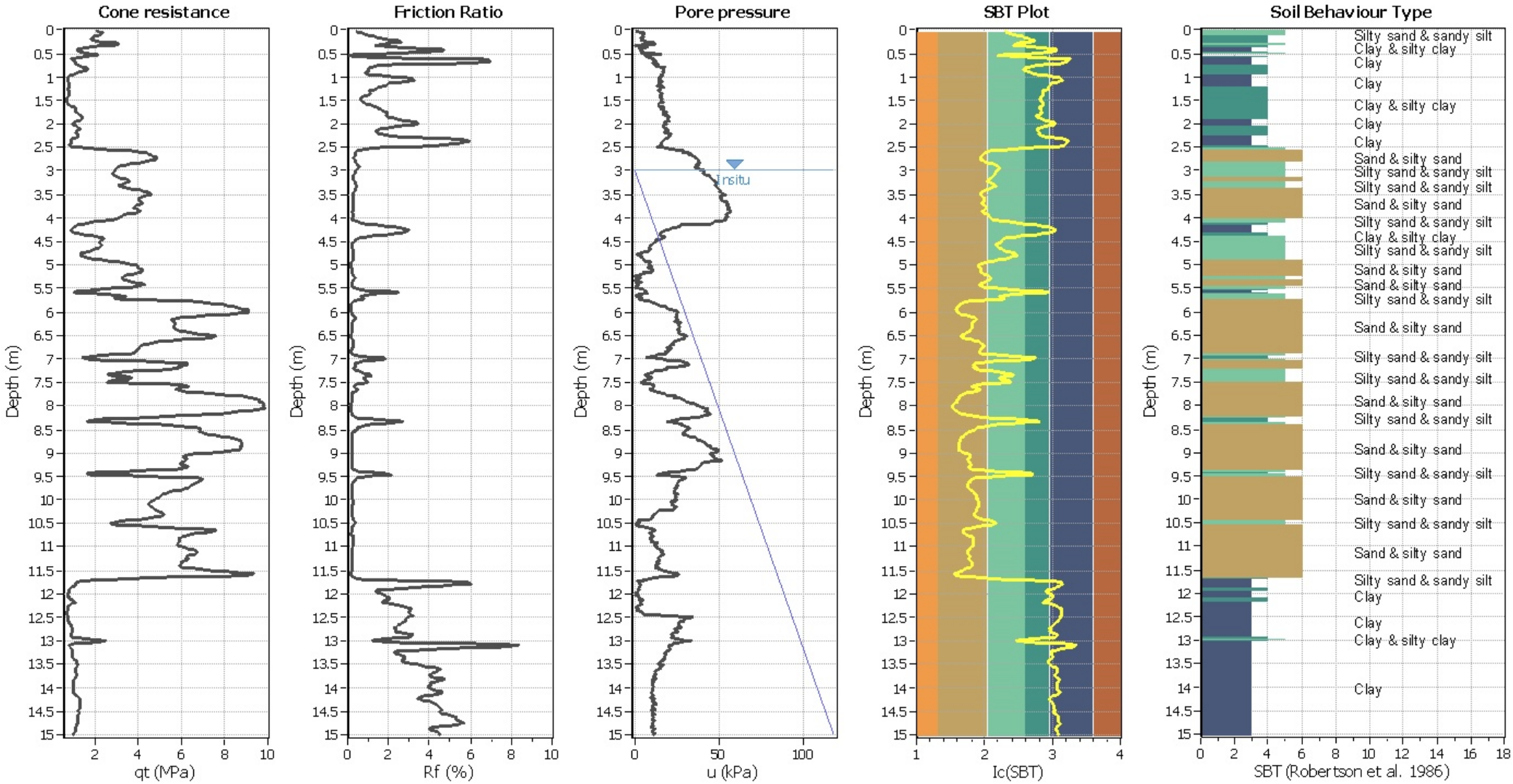

Input parameters and analysis data

Analysis method:	B&I (2014)	Depth to GWT (erthq.):	3.00 m	Fill weight:	N/A
Fines correction method:	B&I (2014)	Average results interval:	3	Transition detect. applied:	No
Points to test:	Based on Ic value	Ic cut-off value:	2.60	K_σ applied:	Yes
Earthquake magnitude M_w:	6.14	Unit weight calculation:	Based on SBT	Clay like behavior applied:	Sands only
Peak ground acceleration:	0.20	Use fill:	No	Limit depth applied:	Yes
Depth to water table (insitu):	3.00 m	Fill height:	N/A	Limit depth:	20.00 m

SBT legend

1. Sensitive fine grained	4. Clayey silt to silty clay	7. Gravely sand to sand
2. Organic material	5. Silty sand to sandy silt	8. Very stiff sand to clayey sand
3. Clay to silty clay	6. Clean sand to silty sand	9. Very stiff fine grained

Liquefaction analysis overall plot

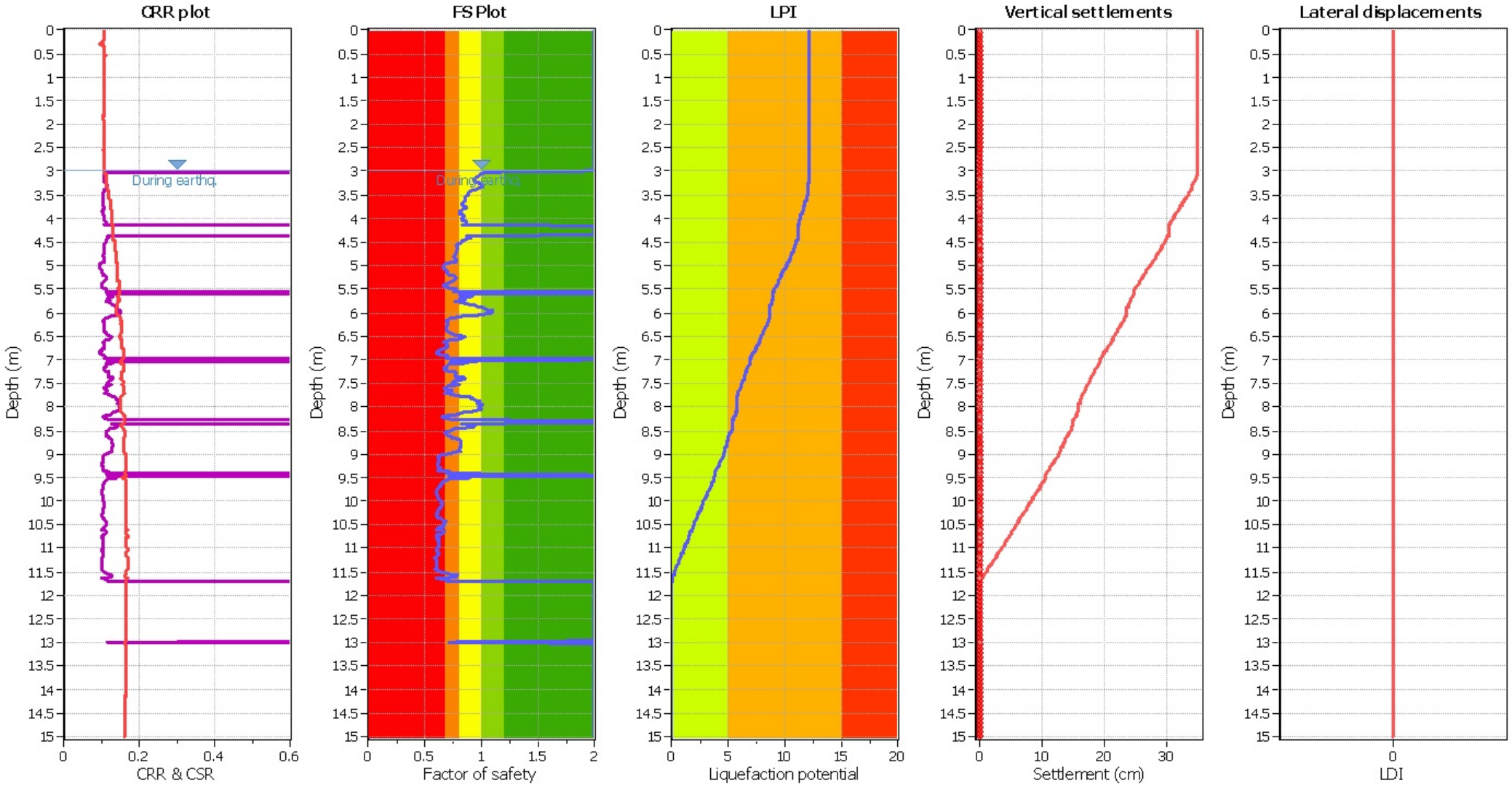

Input parameters and analysis data

Analysis method:	B&I (2014)	Depth to GWT (erthq.):	3.00 m	Fill weight:	N/A
Fines correction method:	B&I (2014)	Average results interval:	3	Transition detect. applied:	No
Points to test:	Based on Ic value	Ic cut-off value:	2.60	K_σ applied:	Yes
Earthquake magnitude M_w:	6.14	Unit weight calculation:	Based on SBT	Clay like behavior applied:	Sands only
Peak ground acceleration:	0.20	Use fill:	No	Limit depth applied:	Yes
Depth to water table (insitu):	3.00 m	Fill height:	N/A	Limit depth:	20.00 m

F.S. color scheme

- Almost certain it will liquefy
- Very likely to liquefy
- Liquefaction and no liq. are equally likely
- Unlike to liquefy
- Almost certain it will not liquefy

LPI color scheme

- Very high risk
- High risk
- Low risk

CPT basic interpretation plo

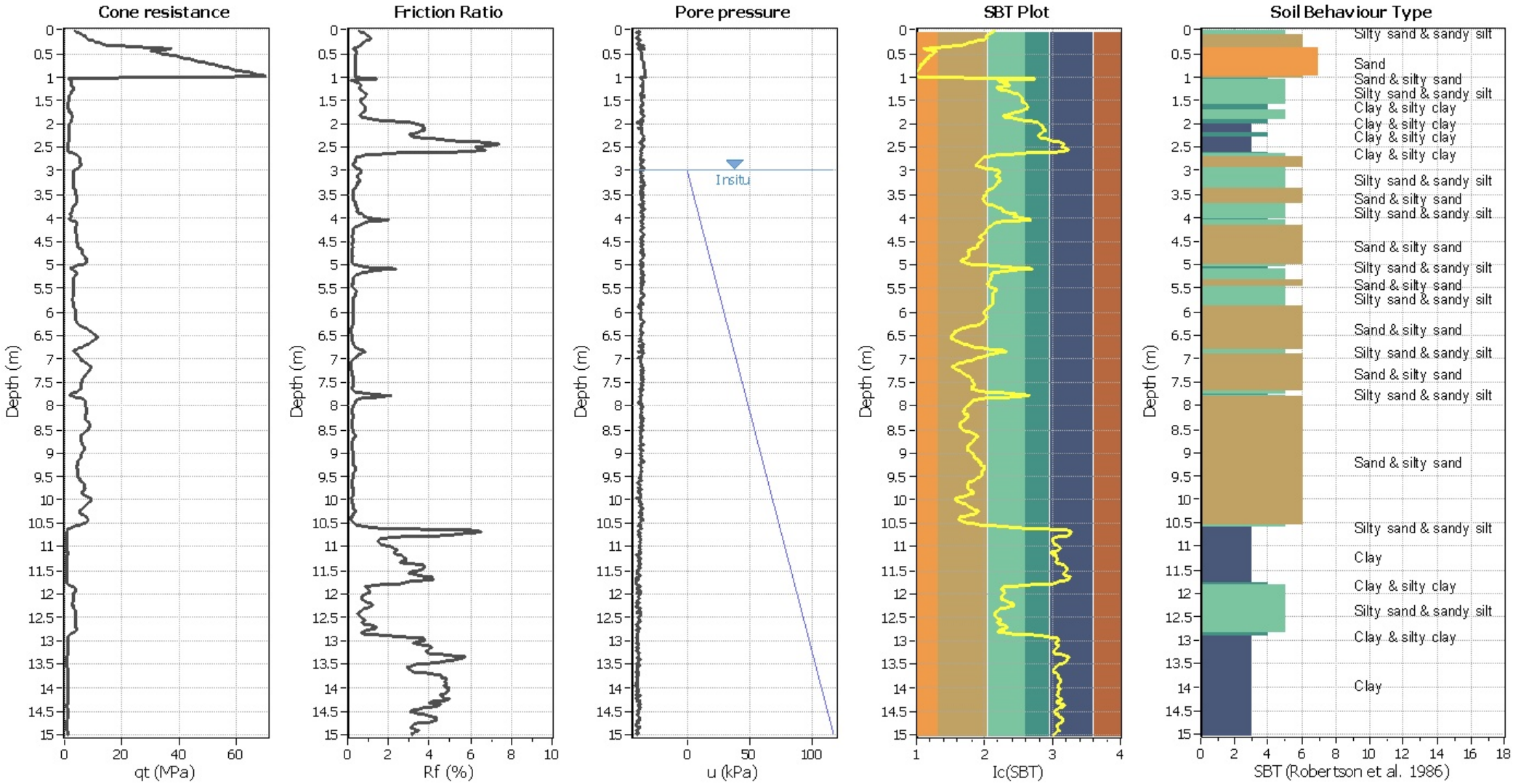

Input parameters and analysis data

Analysis method:	B&I (2014)	Depth to GWT (erthq.):	3.00 m	Fill weight:	N/A
Fines correction method:	B&I (2014)	Average results interval:	3	Transition detect. applied:	No
Points to test:	Based on Ic value	Ic cut-off value:	2.60	K_σ applied:	Yes
Earthquake magnitude M_w:	6.14	Unit weight calculation:	Based on SBT	Clay like behavior applied:	Sands only
Peak ground acceleration:	0.20	Use fill:	No	Limit depth applied:	Yes
Depth to water table (insitu):	3.00 m	Fill height:	N/A	Limit depth:	20.00 m

SBT legend

1. Sensitive fine grained	4. Clayey silt to silty clay	7. Gravely sand to sand
2. Organic material	5. Silty sand to sandy silt	8. Very stiff sand to clayey sand
3. Clay to silty clay	6. Clean sand to silty sand	9. Very stiff fine grained

Liquefaction analysis overall plot

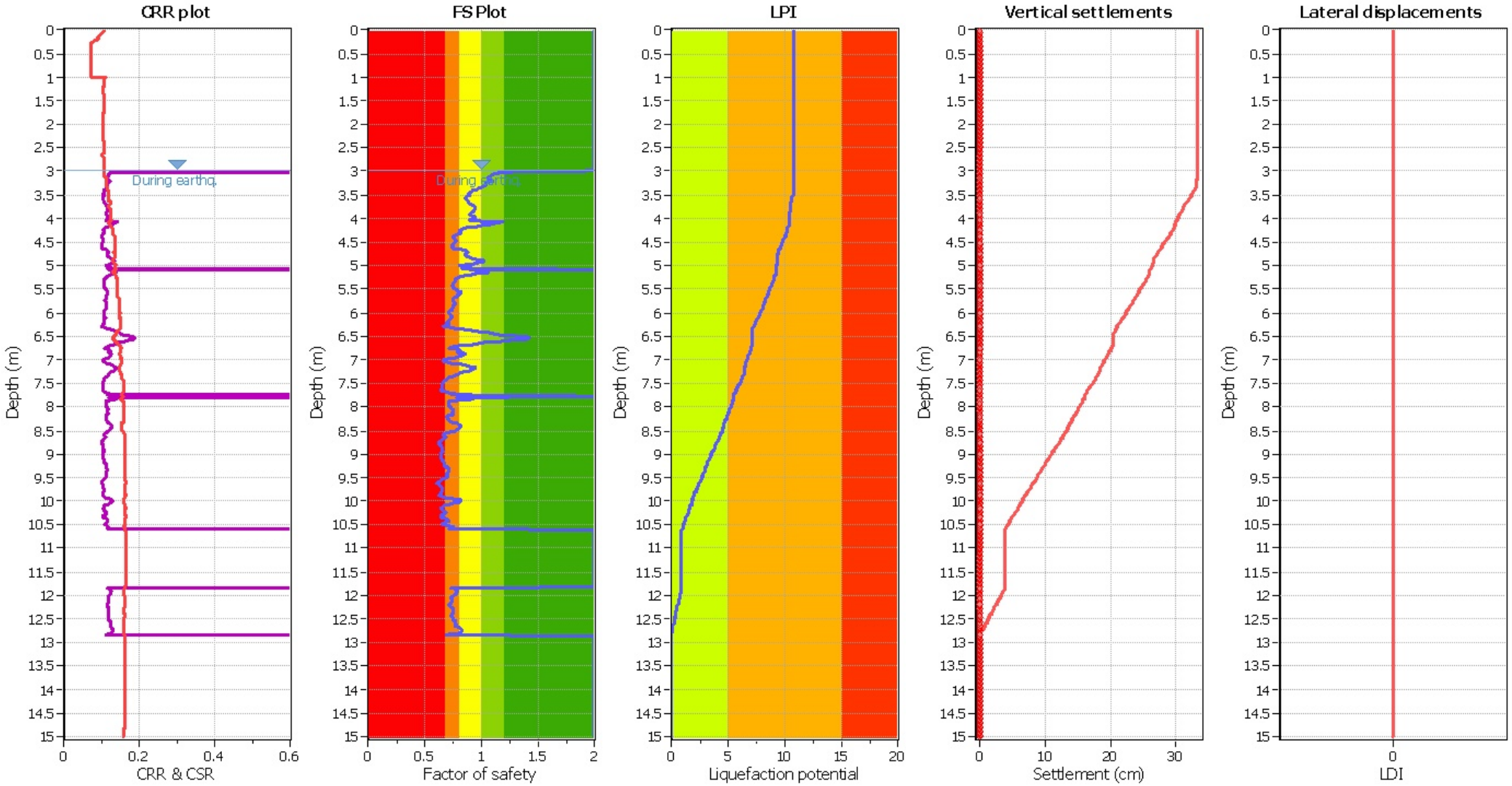

Input parameters and analysis data

Analysis method:	B&I (2014)	Depth to GWT (erthq.):	3.00 m	Fill weight:	N/A
Fines correction method:	B&I (2014)	Average results interval:	3	Transition detect. applied:	No
Points to test:	Based on Ic value	Ic cut-off value:	2.60	K_σ applied:	Yes
Earthquake magnitude M_w:	6.14	Unit weight calculation:	Based on SBT	Clay like behavior applied:	Sands only
Peak ground acceleration:	0.20	Use fill:	No	Limit depth applied:	Yes
Depth to water table (insitu):	3.00 m	Fill height:	N/A	Limit depth:	20.00 m

F.S. color scheme

- Almost certain it will liquefy
- Very likely to liquefy
- Liquefaction and no liq. are equally likely
- Unlike to liquefy
- Almost certain it will not liquefy

LPI color scheme

- Very high risk
- High risk
- Low risk

CPT basic interpretation plo

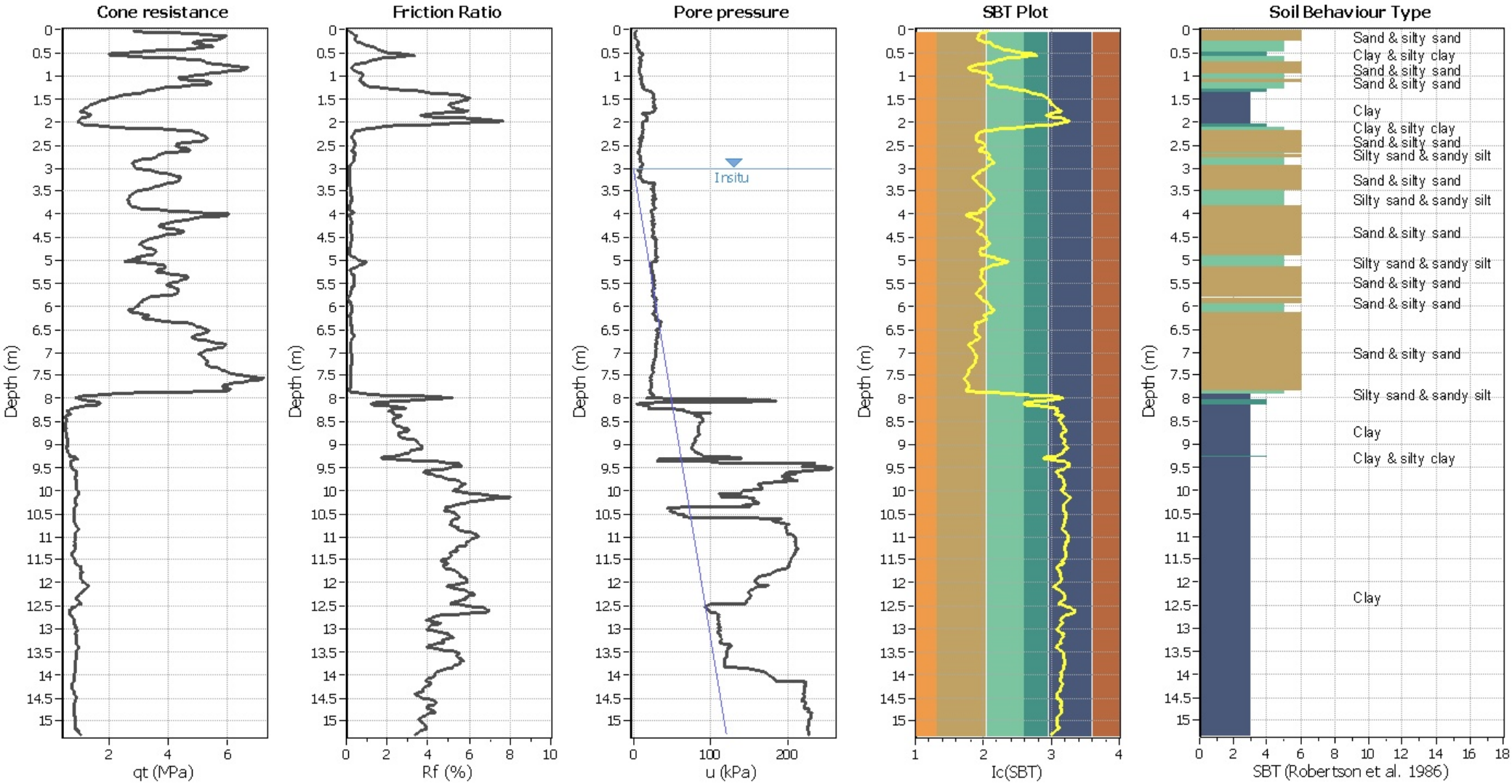

Input parameters and analysis data

Analysis method:	B&I (2014)	Depth to GWT (erthq.):	3.00 m	Fill weight:	N/A
Fines correction method:	B&I (2014)	Average results interval:	3	Transition detect. applied:	No
Points to test:	Based on Ic value	Ic cut-off value:	2.60	K_σ applied:	Yes
Earthquake magnitude M_w:	6.14	Unit weight calculation:	Based on SBT	Clay like behavior applied:	Sands only
Peak ground acceleration:	0.20	Use fill:	No	Limit depth applied:	Yes
Depth to water table (insitu):	3.00 m	Fill height:	N/A	Limit depth:	20.00 m

SBT legend

1. Sensitive fine grained	4. Clayey silt to silty clay	7. Gravely sand to sand
2. Organic material	5. Silty sand to sandy silt	8. Very stiff sand to clayey sand
3. Clay to silty clay	6. Clean sand to silty sand	9. Very stiff fine grained

Liquefaction analysis overall plot

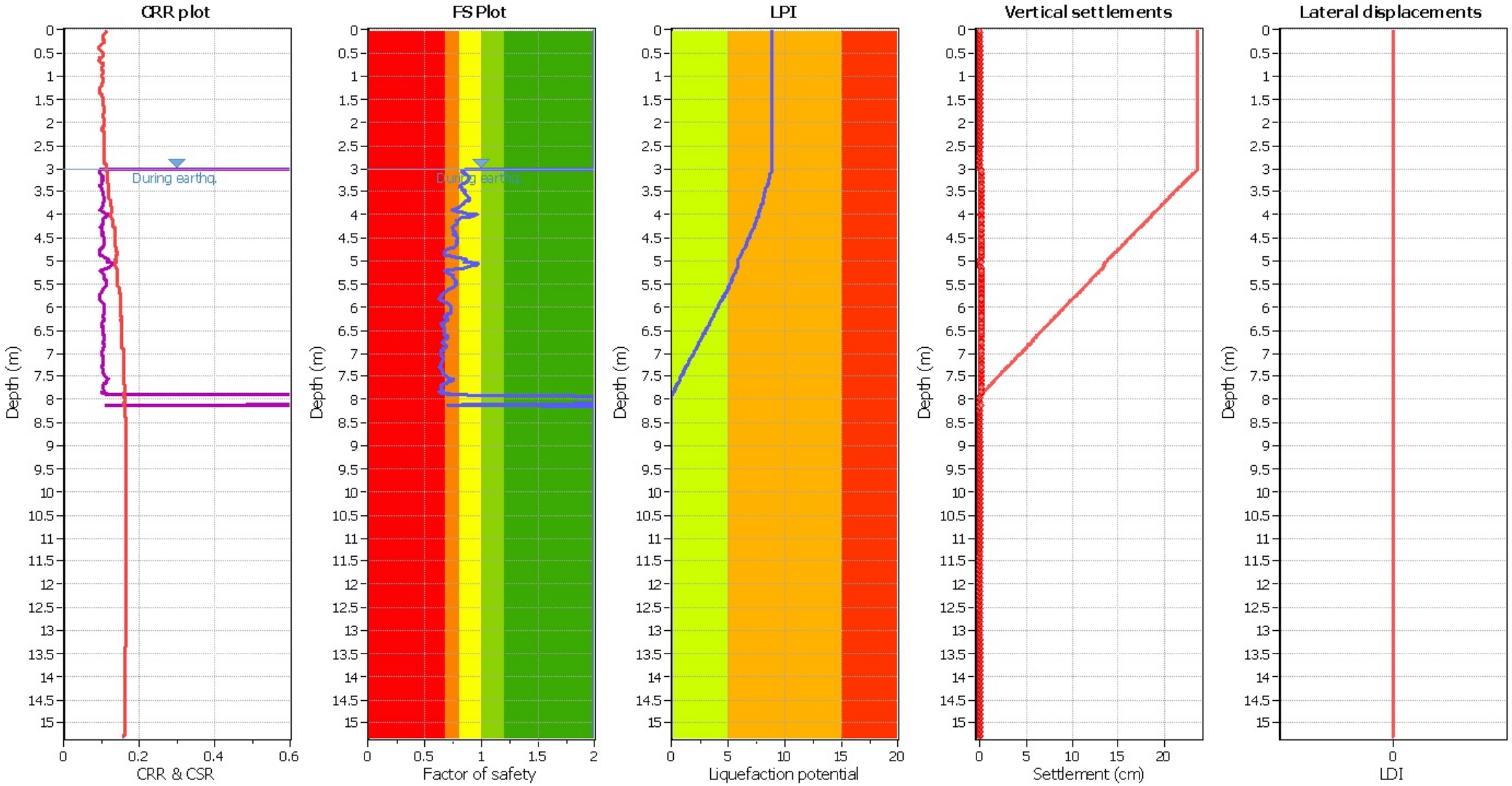

Input parameters and analysis data

Analysis method:	B&I (2014)	Depth to GWT (erthq.):	3.00 m	Fill weight:	N/A
Fines correction method:	B&I (2014)	Average results interval:	3	Transition detect. applied:	No
Points to test:	Based on Ic value	Ic cut-off value:	2.60	K_σ applied:	Yes
Earthquake magnitude M_w:	6.14	Unit weight calculation:	Based on SBT	Clay like behavior applied:	Sands only
Peak ground acceleration:	0.20	Use fill:	No	Limit depth applied:	Yes
Depth to water table (insitu):	3.00 m	Fill height:	N/A	Limit depth:	20.00 m

F.S. color scheme

- Almost certain it will liquefy
- Very likely to liquefy
- Liquefaction and no liq. are equally likely
- Unlike to liquefy
- Almost certain it will not liquefy

LPI color scheme

- Very high risk
- High risk
- Low risk

CPT basic interpretation plo

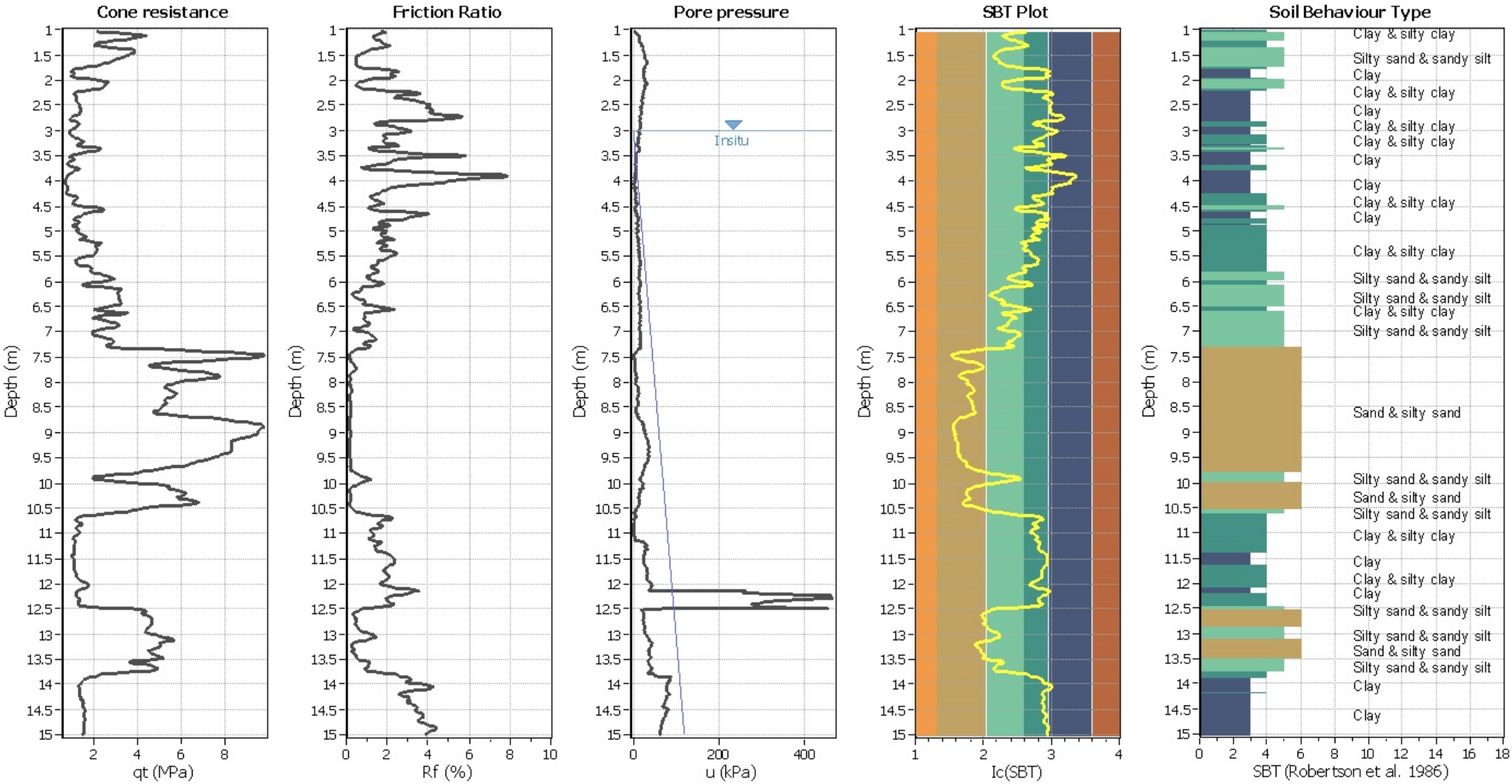

Input parameters and analysis data

Analysis method:	B&I (2014)	Depth to GWT (erthq.):	3.00 m	Fill weight:	N/A
Fines correction method:	B&I (2014)	Average results interval:	3	Transition detect. applied:	No
Points to test:	Based on Ic value	Ic cut-off value:	2.60	K_σ applied:	Yes
Earthquake magnitude M_w:	6.14	Unit weight calculation:	Based on SBT	Clay like behavior applied:	Sands only
Peak ground acceleration:	0.20	Use fill:	No	Limit depth applied:	Yes
Depth to water table (insitu):	3.00 m	Fill height:	N/A	Limit depth:	20.00 m

SBT legend

1. Sensitive fine grained
2. Organic material
3. Clay to silty clay
4. Clayey silt to silty clay
5. Silty sand to sandy silt
6. Clean sand to silty sand
7. Gravely sand to sand
8. Very stiff sand to clayey sand
9. Very stiff fine grained

Liquefaction analysis overall plot

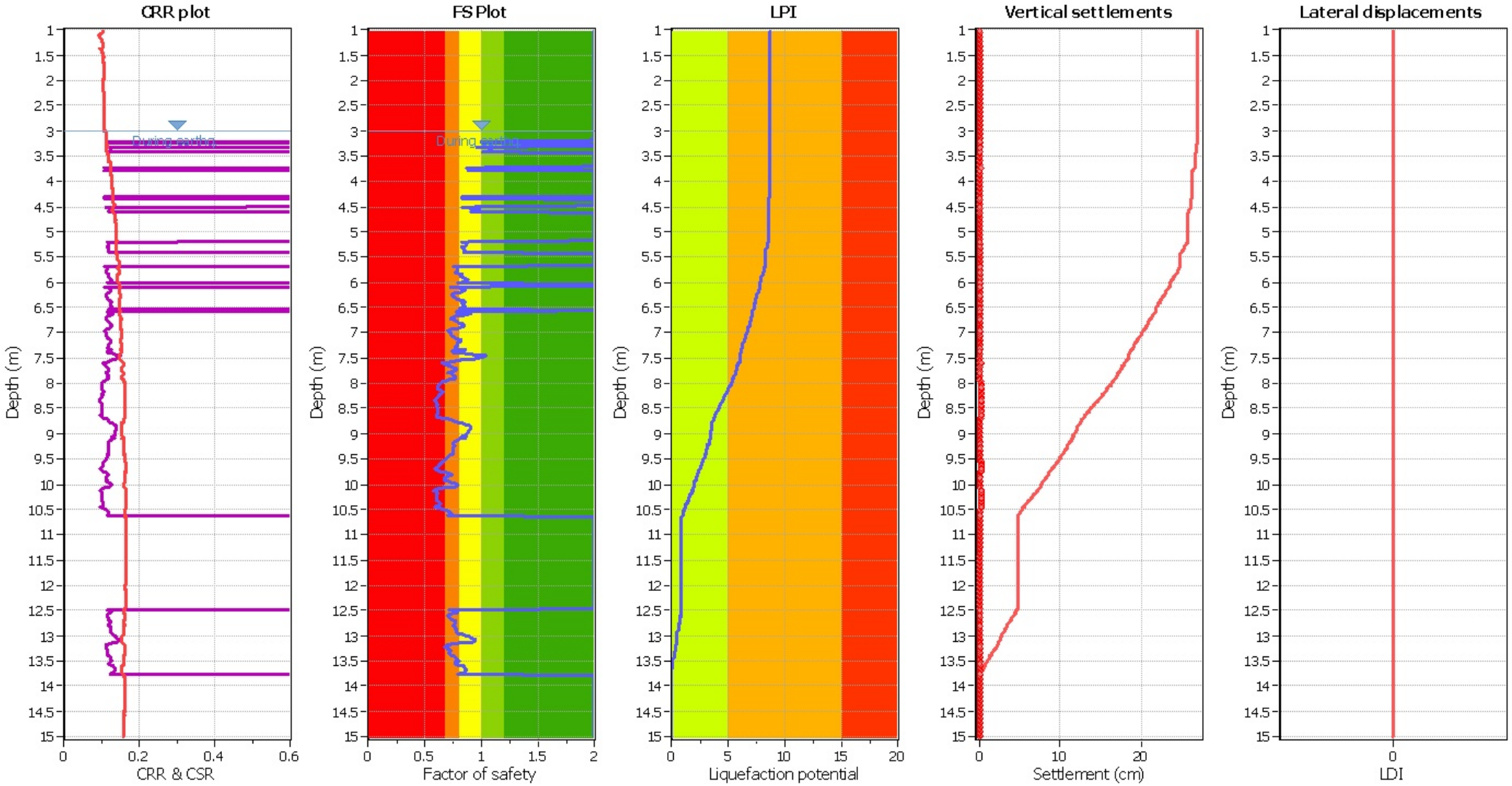

Input parameters and analysis data

Analysis method:	B&I (2014)	Depth to GWT (erthq.):	3.00 m	Fill weight:	N/A
Fines correction method:	B&I (2014)	Average results interval:	3	Transition detect. applied:	No
Points to test:	Based on Ic value	Ic cut-off value:	2.60	K_σ applied:	Yes
Earthquake magnitude M_w:	6.14	Unit weight calculation:	Based on SBT	Clay like behavior applied:	Sands only
Peak ground acceleration:	0.20	Use fill:	No	Limit depth applied:	Yes
Depth to water table (insitu):	3.00 m	Fill height:	N/A	Limit depth:	20.00 m

F.S. color scheme

- Almost certain it will liquefy
- Very likely to liquefy
- Liquefaction and no liq. are equally likely
- Unlike to liquefy
- Almost certain it will not liquefy

LPI color scheme

- Very high risk
- High risk
- Low risk

CPT basic interpretation plo

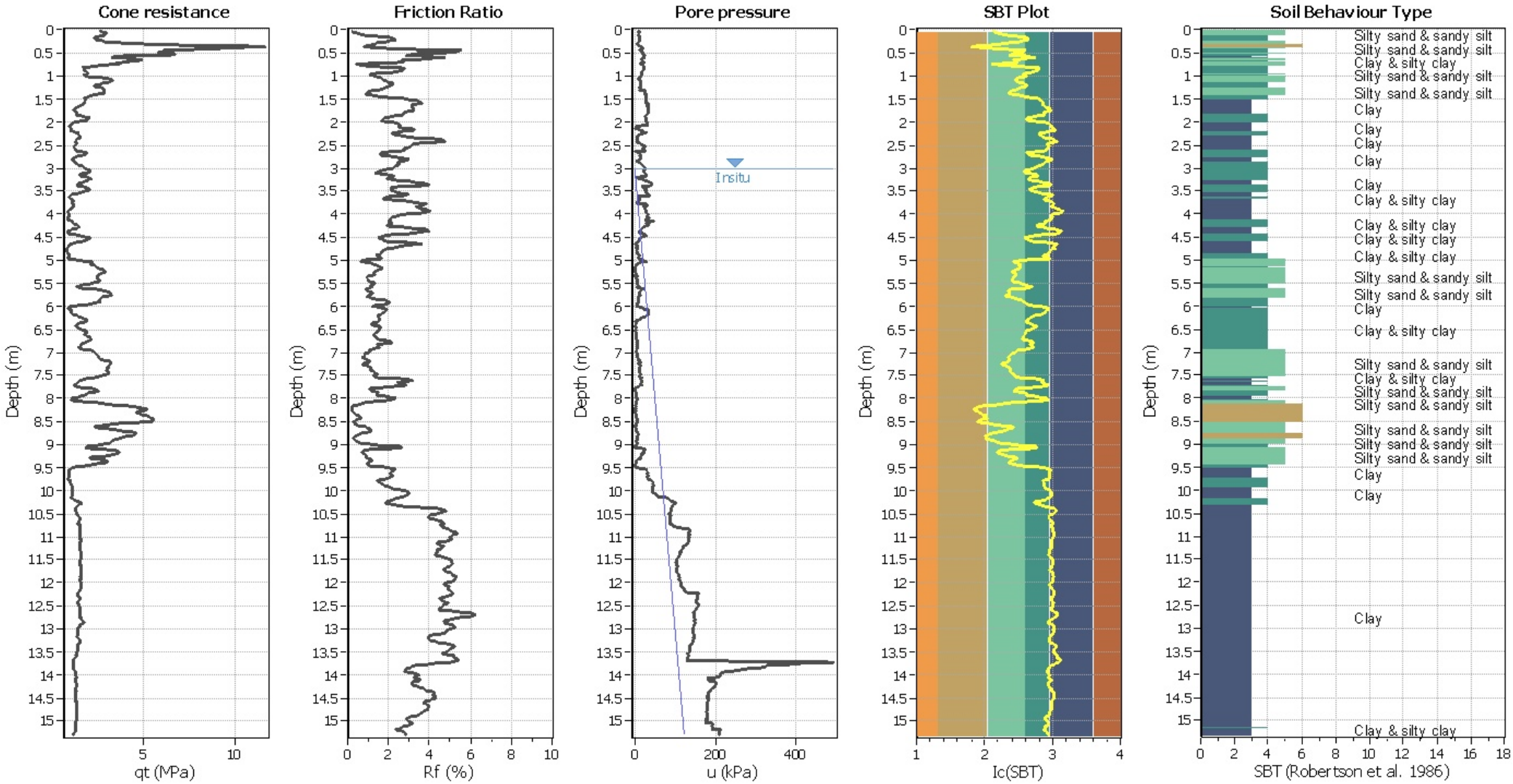

Input parameters and analysis data

Analysis method:	B&I (2014)	Depth to GWT (erthq.):	3.00 m	Fill weight:	N/A
Fines correction method:	B&I (2014)	Average results interval:	3	Transition detect. applied:	No
Points to test:	Based on Ic value	Ic cut-off value:	2.60	K_σ applied:	Yes
Earthquake magnitude M_w:	6.14	Unit weight calculation:	Based on SBT	Clay like behavior applied:	Sands only
Peak ground acceleration:	0.20	Use fill:	No	Limit depth applied:	Yes
Depth to water table (insitu):	3.00 m	Fill height:	N/A	Limit depth:	20.00 m

SBT legend

1. Sensitive fine grained
2. Organic material
3. Clay to silty clay
4. Clayey silt to silty clay
5. Silty sand to sandy silt
6. Clean sand to silty sand
7. Gravely sand to sand
8. Very stiff sand to clayey sand
9. Very stiff fine grained

Liquefaction analysis overall plot

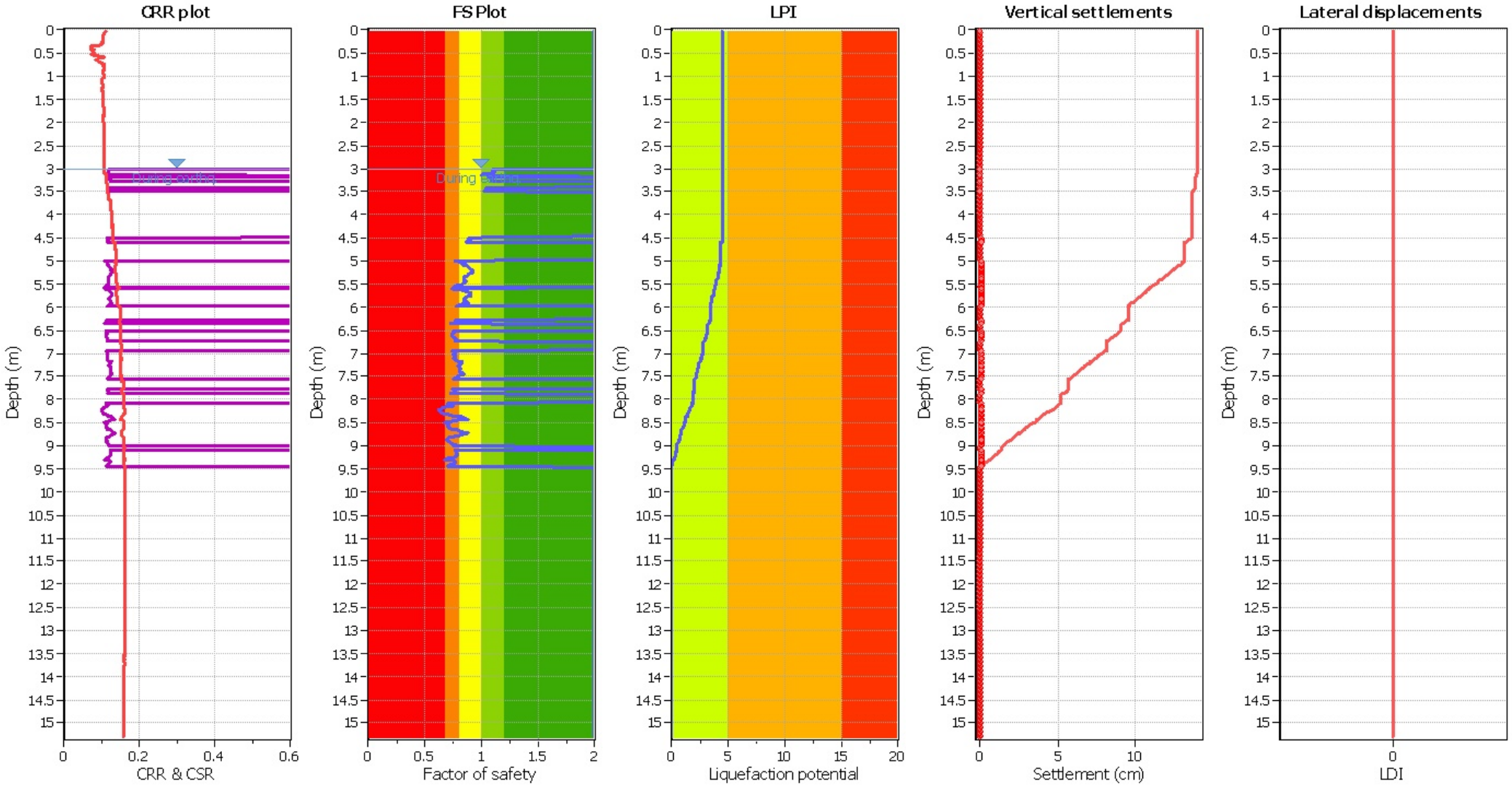

Input parameters and analysis data

Analysis method:	B&I (2014)	Depth to GWT (erthq.):	3.00 m	Fill weight:	N/A
Fines correction method:	B&I (2014)	Average results interval:	3	Transition detect. applied:	No
Points to test:	Based on Ic value	Ic cut-off value:	2.60	K_σ applied:	Yes
Earthquake magnitude M_w:	6.14	Unit weight calculation:	Based on SBT	Clay like behavior applied:	Sands only
Peak ground acceleration:	0.20	Use fill:	No	Limit depth applied:	Yes
Depth to water table (insitu):	3.00 m	Fill height:	N/A	Limit depth:	20.00 m

F.S. color scheme

- Almost certain it will liquefy
- Very likely to liquefy
- Liquefaction and no liq. are equally likely
- Unlike to liquefy
- Almost certain it will not liquefy

LPI color scheme

- Very high risk
- High risk
- Low risk

CPT basic interpretation plo

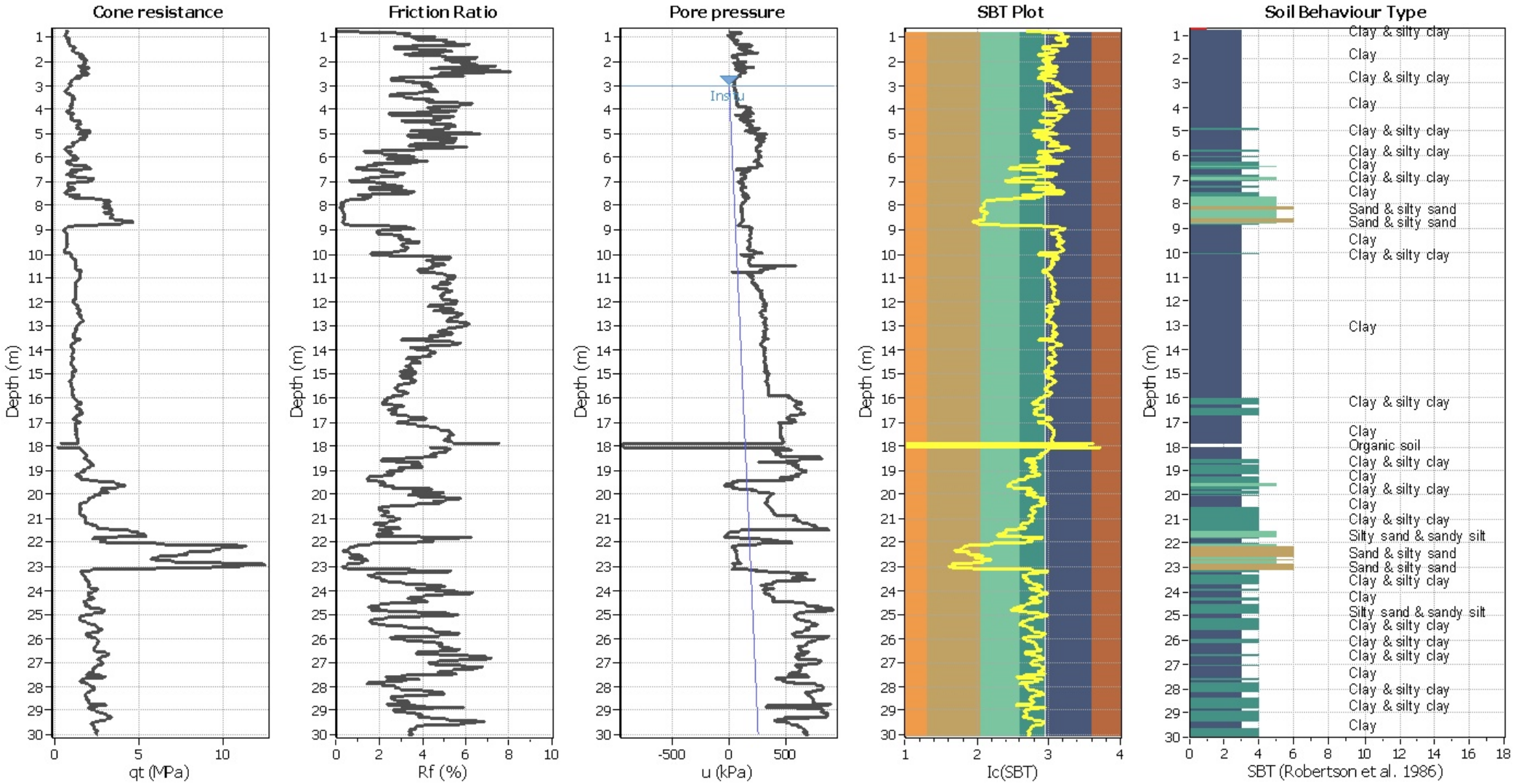

Input parameters and analysis data

Analysis method:	B&I (2014)	Depth to GWT (erthq.):	3.00 m	Fill weight:	N/A
Fines correction method:	B&I (2014)	Average results interval:	3	Transition detect. applied:	No
Points to test:	Based on Ic value	Ic cut-off value:	2.60	K_σ applied:	Yes
Earthquake magnitude M_w:	6.14	Unit weight calculation:	Based on SBT	Clay like behavior applied:	Sands only
Peak ground acceleration:	0.20	Use fill:	No	Limit depth applied:	Yes
Depth to water table (insitu):	3.00 m	Fill height:	N/A	Limit depth:	20.00 m

SBT legend

1. Sensitive fine grained
2. Organic material
3. Clay to silty clay
4. Clayey silt to silty clay
5. Silty sand to sandy silt
6. Clean sand to silty sand
7. Gravely sand to sand
8. Very stiff sand to clayey sand
9. Very stiff fine grained

Liquefaction analysis overall plot

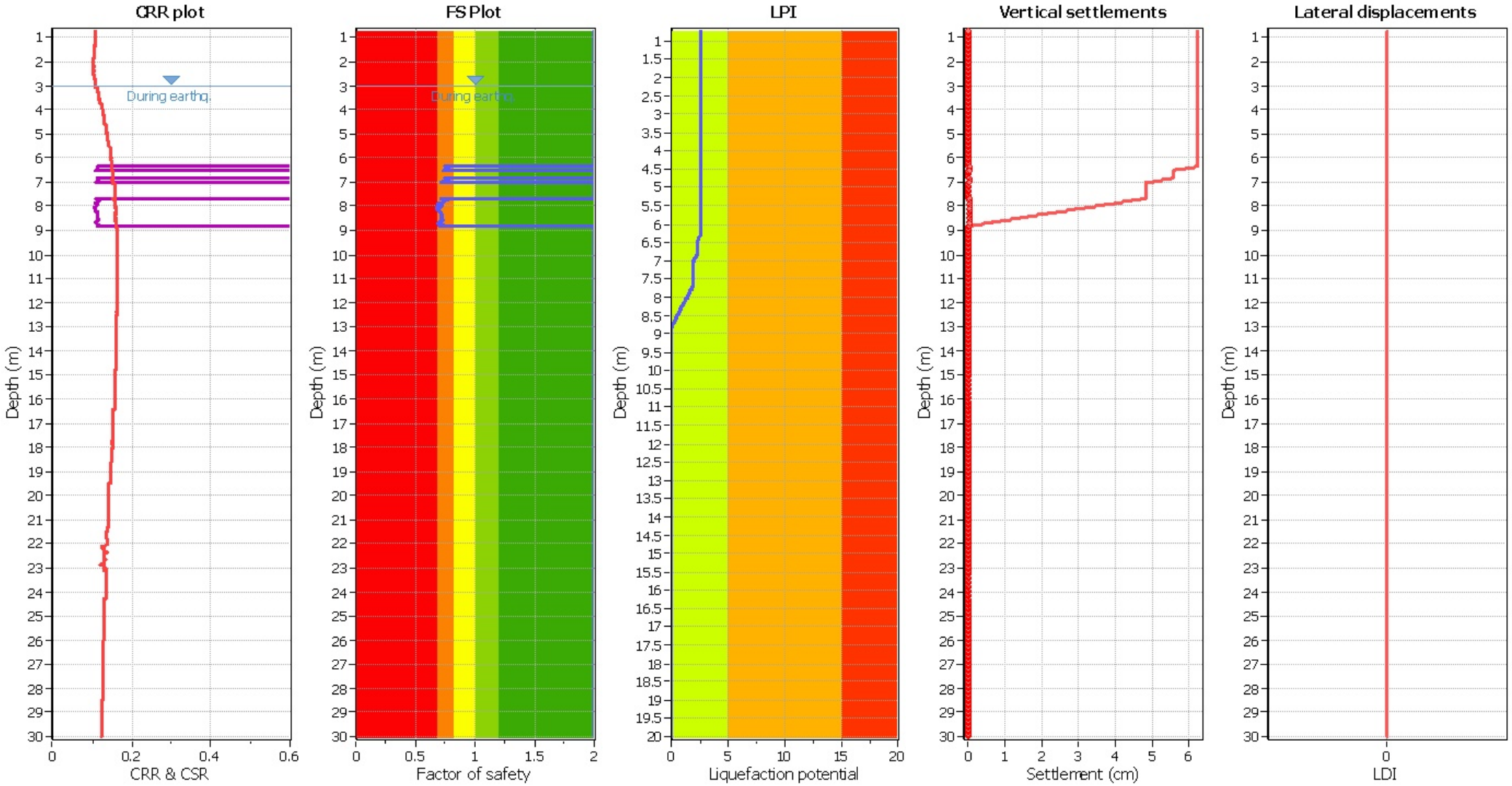

Input parameters and analysis data

Analysis method:	B&I (2014)	Depth to GWT (erthq.):	3.00 m	Fill weight:	N/A
Fines correction method:	B&I (2014)	Average results interval:	3	Transition detect. applied:	No
Points to test:	Based on Ic value	Ic cut-off value:	2.60	K_σ applied:	Yes
Earthquake magnitude M_w:	6.14	Unit weight calculation:	Based on SBT	Clay like behavior applied:	Sands only
Peak ground acceleration:	0.20	Use fill:	No	Limit depth applied:	Yes
Depth to water table (insitu):	3.00 m	Fill height:	N/A	Limit depth:	20.00 m

F.S. color scheme

- Almost certain it will liquefy
- Very likely to liquefy
- Liquefaction and no liq. are equally likely
- Unlike to liquefy
- Almost certain it will not liquefy

LPI color scheme

- Very high risk
- High risk
- Low risk

CPT basic interpretation plo

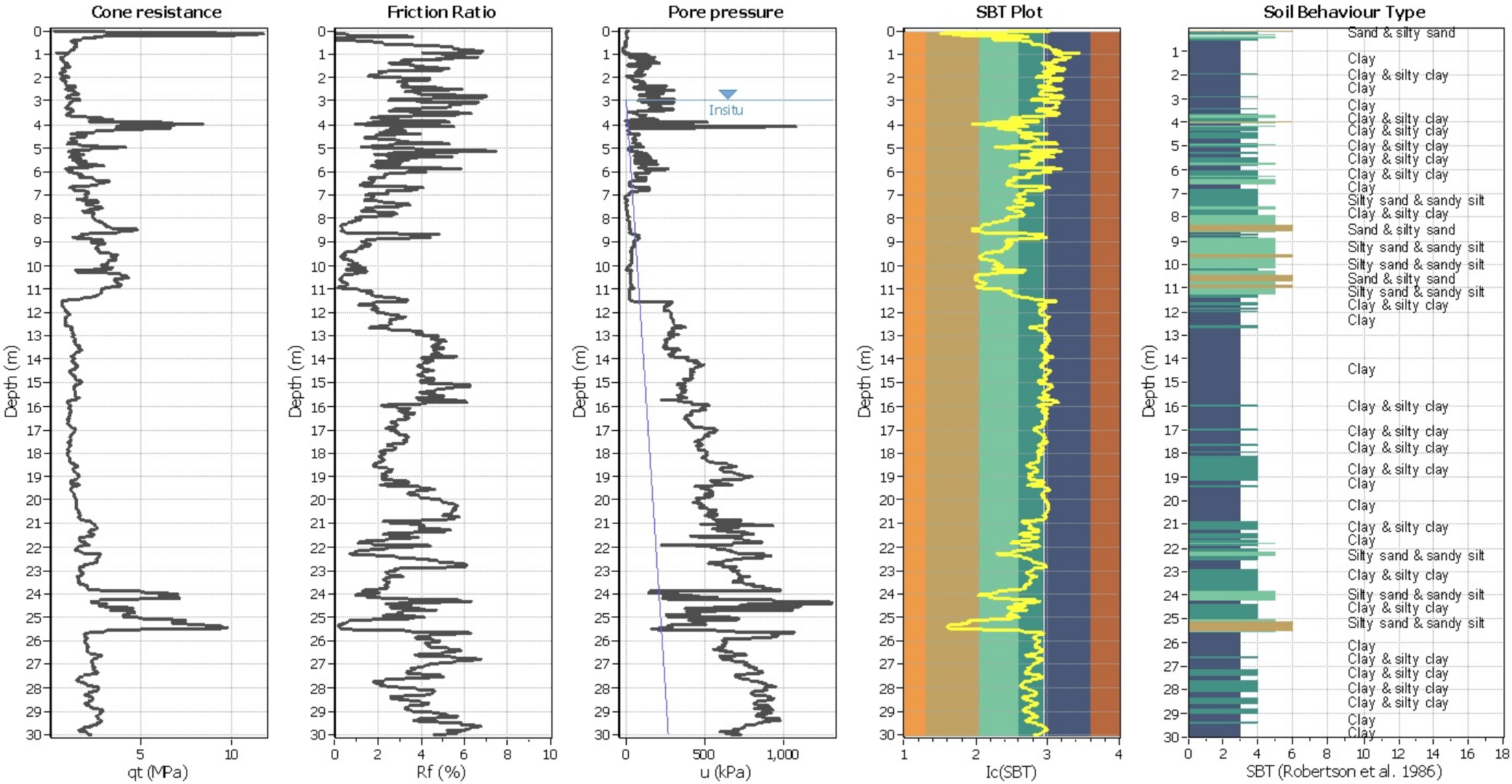

Input parameters and analysis data

Analysis method:	B&I (2014)	Depth to GWT (erthq.):	3.00 m	Fill weight:	N/A
Fines correction method:	B&I (2014)	Average results interval:	3	Transition detect. applied:	No
Points to test:	Based on Ic value	Ic cut-off value:	2.60	K_σ applied:	Yes
Earthquake magnitude M_w:	6.14	Unit weight calculation:	Based on SBT	Clay like behavior applied:	Sands only
Peak ground acceleration:	0.20	Use fill:	No	Limit depth applied:	Yes
Depth to water table (insitu):	3.00 m	Fill height:	N/A	Limit depth:	20.00 m

SBT legend

1. Sensitive fine grained
2. Organic material
3. Clay to silty clay
4. Clayey silt to silty clay
5. Silty sand to sandy silt
6. Clean sand to silty sand
7. Gravely sand to sand
8. Very stiff sand to clayey sand
9. Very stiff fine grained

Liquefaction analysis overall plot

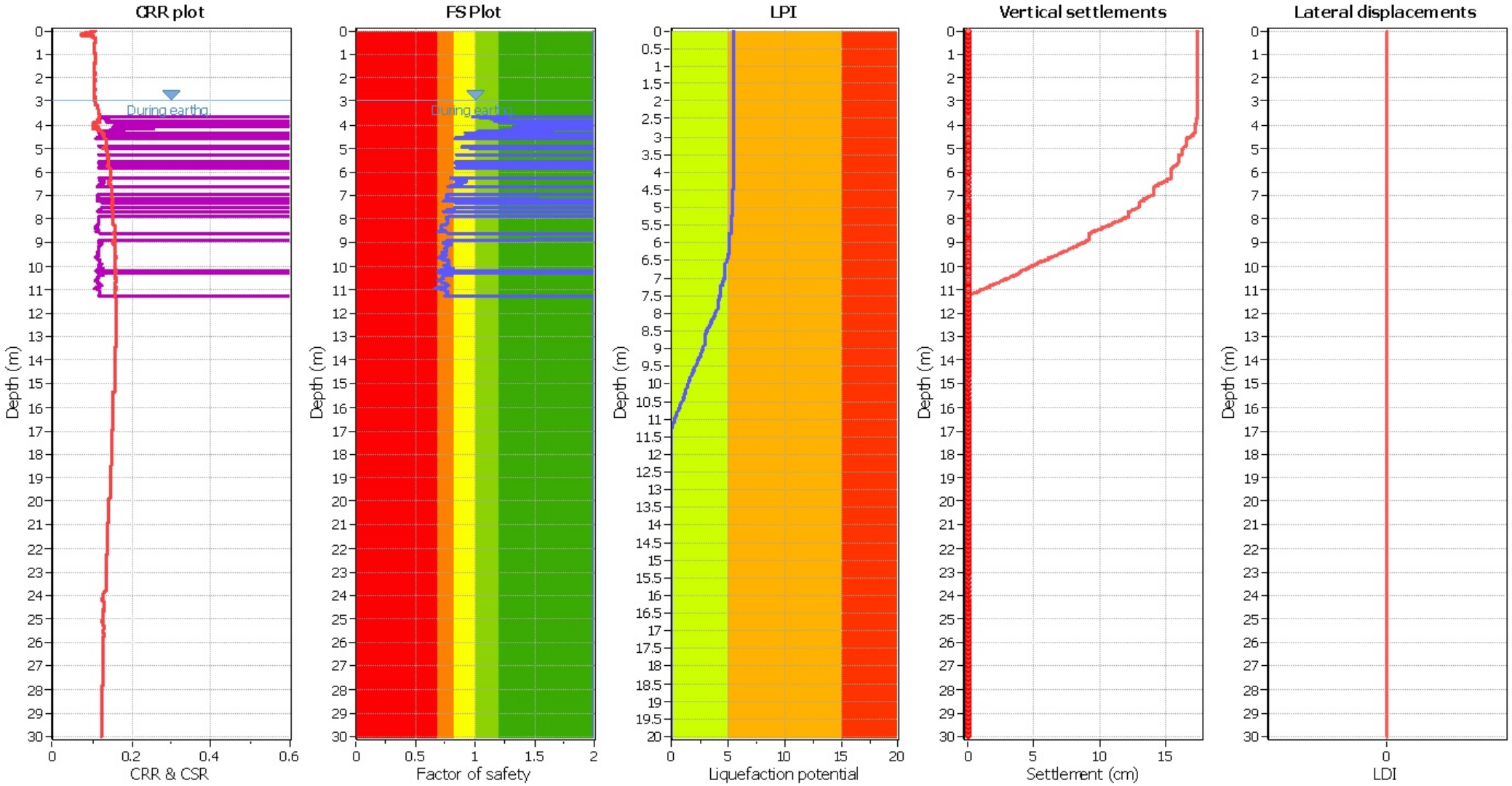

Input parameters and analysis data

Analysis method:	B&I (2014)	Depth to GWT (erthq.):	3.00 m	Fill weight:	N/A
Fines correction method:	B&I (2014)	Average results interval:	3	Transition detect. applied:	No
Points to test:	Based on Ic value	Ic cut-off value:	2.60	K_σ applied:	Yes
Earthquake magnitude M_w:	6.14	Unit weight calculation:	Based on SBT	Clay like behavior applied:	Sands only
Peak ground acceleration:	0.20	Use fill:	No	Limit depth applied:	Yes
Depth to water table (insitu):	3.00 m	Fill height:	N/A	Limit depth:	20.00 m

F.S. color scheme

- Almost certain it will liquefy
- Very likely to liquefy
- Liquefaction and no liq. are equally likely
- Unlike to liquefy
- Almost certain it will not liquefy

LPI color scheme

- Very high risk
- High risk
- Low risk

CPT basic interpretation plo

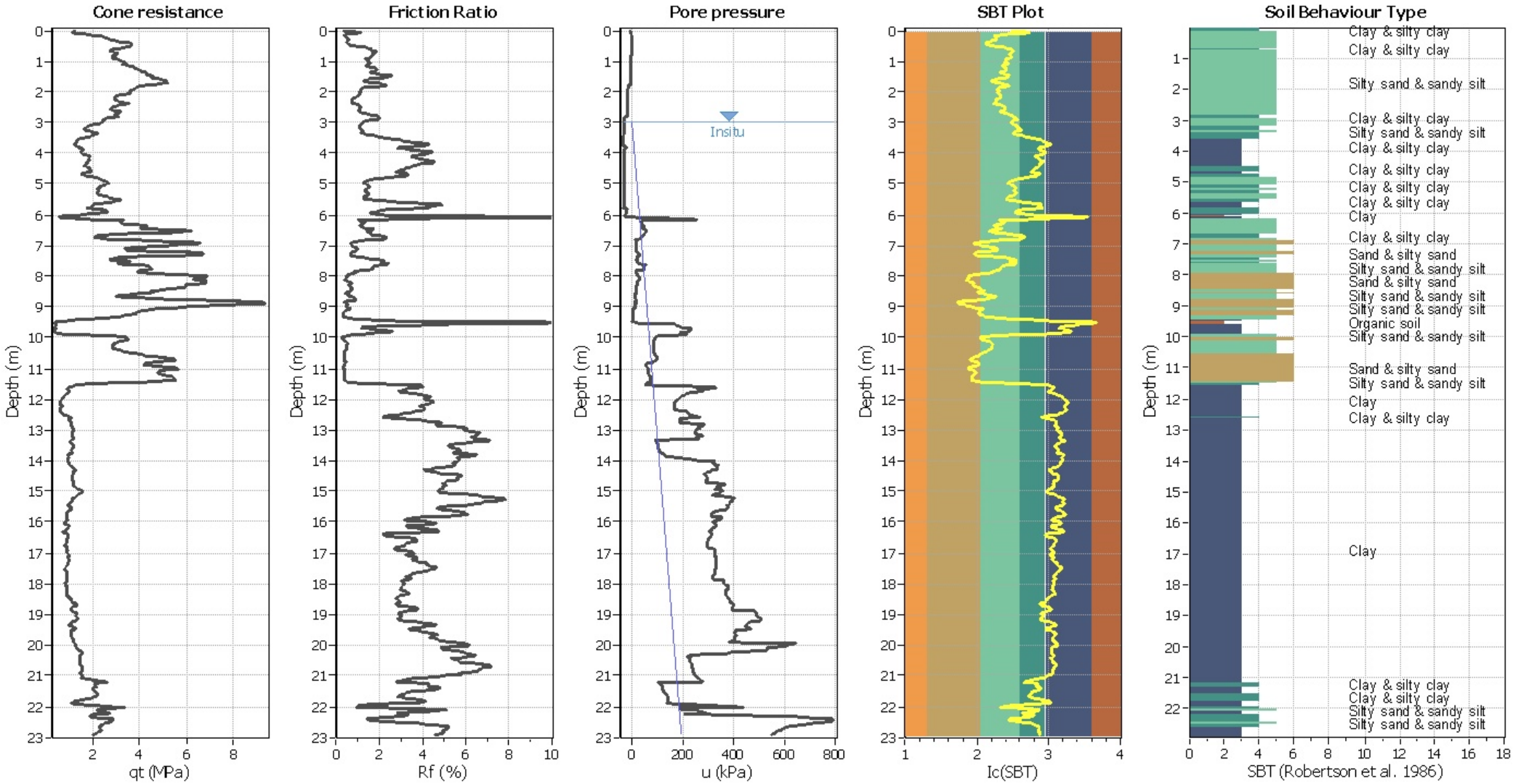

Input parameters and analysis data

Analysis method:	B&I (2014)	Depth to GWT (erthq.):	3.00 m	Fill weight:	N/A
Fines correction method:	B&I (2014)	Average results interval:	3	Transition detect. applied:	No
Points to test:	Based on Ic value	Ic cut-off value:	2.60	K_σ applied:	Yes
Earthquake magnitude M_w:	6.14	Unit weight calculation:	Based on SBT	Clay like behavior applied:	Sands only
Peak ground acceleration:	0.20	Use fill:	No	Limit depth applied:	Yes
Depth to water table (insitu):	3.00 m	Fill height:	N/A	Limit depth:	20.00 m

SBT legend

1. Sensitive fine grained
2. Organic material
3. Clay to silty clay
4. Clayey silt to silty clay
5. Silty sand to sandy silt
6. Clean sand to silty sand
7. Gravely sand to sand
8. Very stiff sand to clayey sand
9. Very stiff fine grained

Liquefaction analysis overall plot

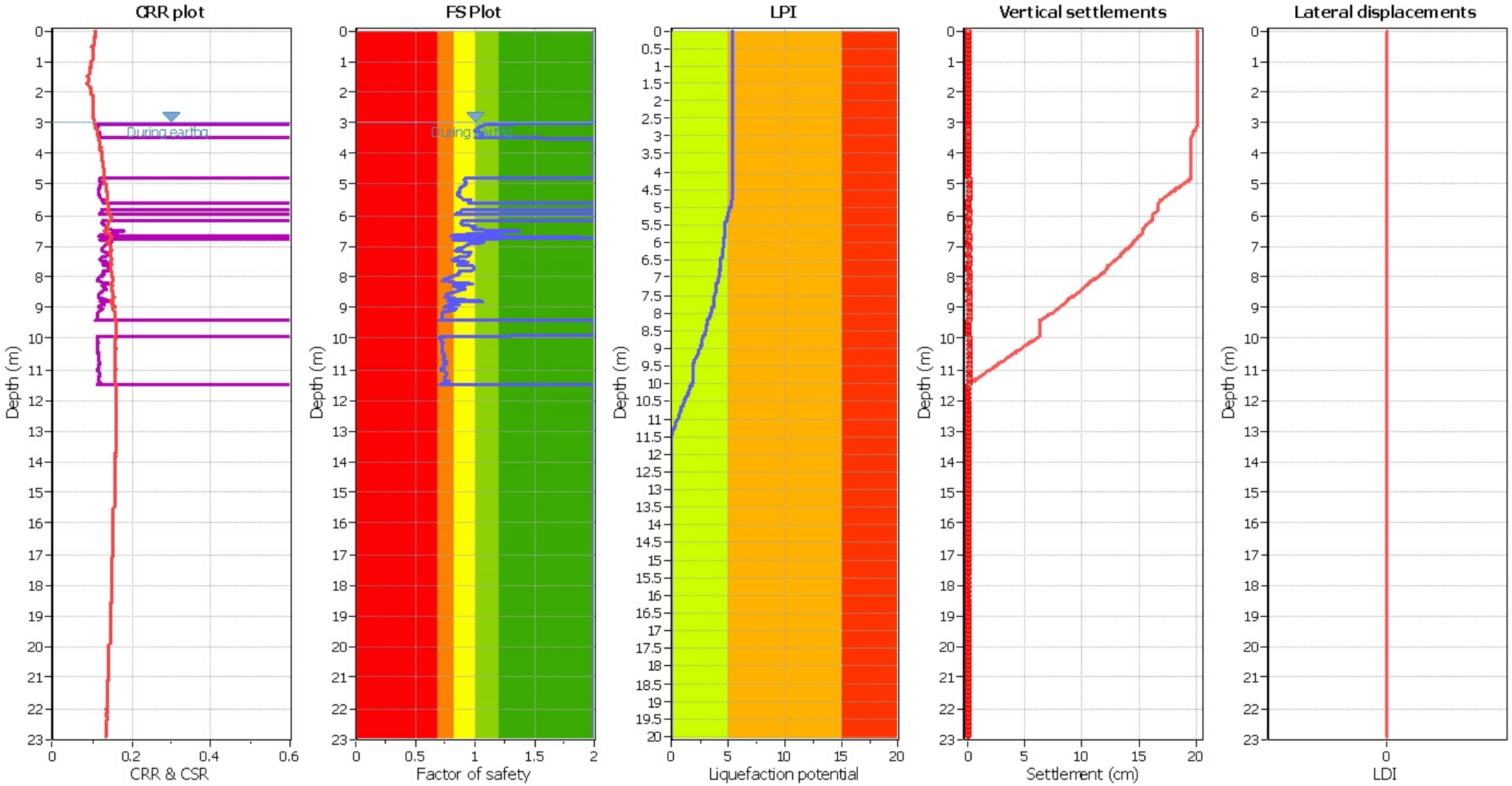

Input parameters and analysis data

Analysis method:	B&I (2014)	Depth to GWT (erthq.):	3.00 m	Fill weight:	N/A
Fines correction method:	B&I (2014)	Average results interval:	3	Transition detect. applied:	No
Points to test:	Based on Ic value	Ic cut-off value:	2.60	K_σ applied:	Yes
Earthquake magnitude M_w:	6.14	Unit weight calculation:	Based on SBT	Clay like behavior applied:	Sands only
Peak ground acceleration:	0.20	Use fill:	No	Limit depth applied:	Yes
Depth to water table (insitu):	3.00 m	Fill height:	N/A	Limit depth:	20.00 m

F.S. color scheme

- Almost certain it will liquefy
- Very likely to liquefy
- Liquefaction and no liq. are equally likely
- Unlike to liquefy
- Almost certain it will not liquefy

LPI color scheme

- Very high risk
- High risk
- Low risk

CPT basic interpretation plo

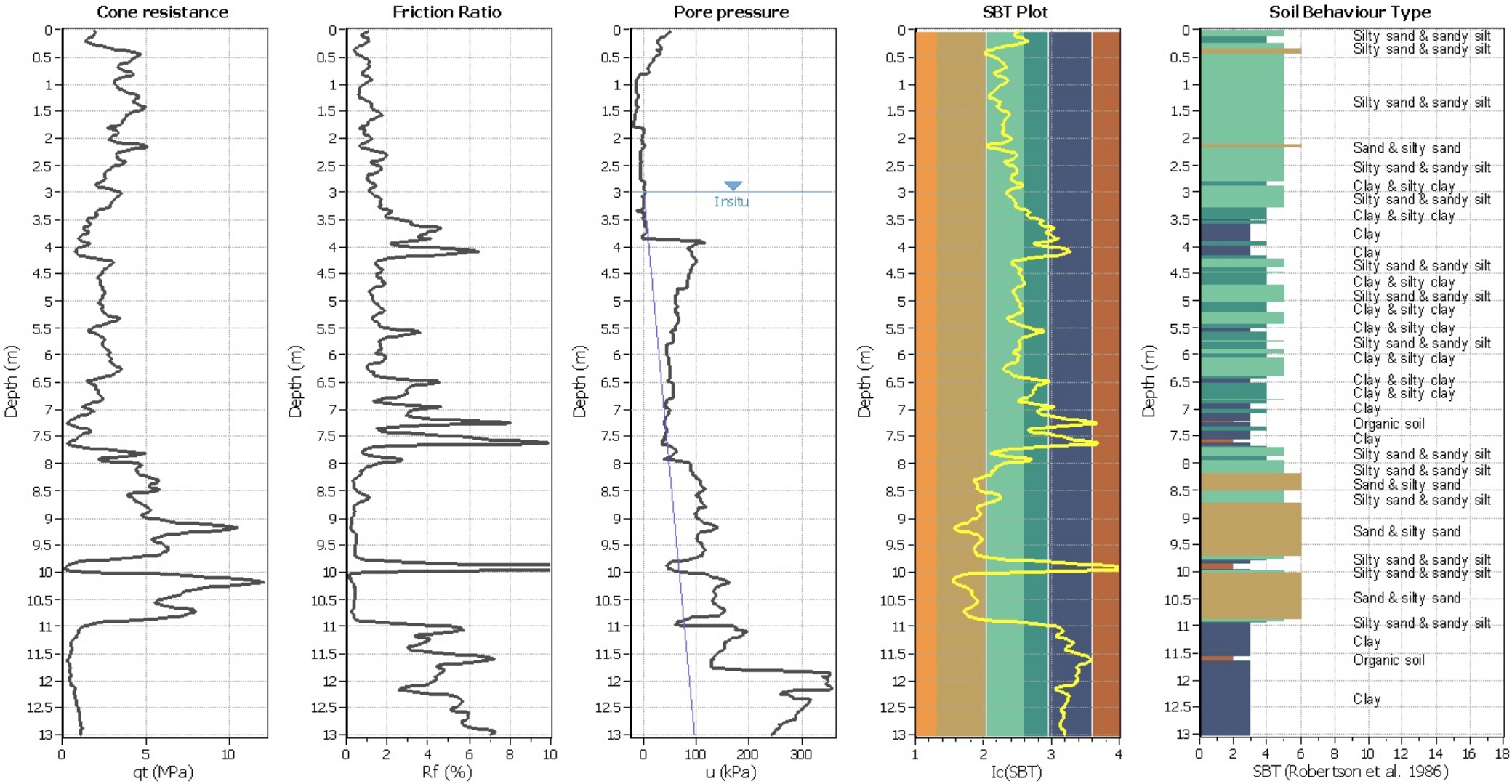

Input parameters and analysis data

Analysis method:	B&I (2014)	Depth to GWT (erthq.):	3.00 m	Fill weight:	N/A
Fines correction method:	B&I (2014)	Average results interval:	3	Transition detect. applied:	No
Points to test:	Based on Ic value	Ic cut-off value:	2.60	K_σ applied:	Yes
Earthquake magnitude M_w:	6.14	Unit weight calculation:	Based on SBT	Clay like behavior applied:	Sands only
Peak ground acceleration:	0.20	Use fill:	No	Limit depth applied:	Yes
Depth to water table (insitu):	3.00 m	Fill height:	N/A	Limit depth:	20.00 m

SBT legend

1. Sensitive fine grained
2. Organic material
3. Clay to silty clay
4. Clayey silt to silty clay
5. Silty sand to sandy silt
6. Clean sand to silty sand
7. Gravely sand to sand
8. Very stiff sand to clayey sand
9. Very stiff fine grained

Liquefaction analysis overall plot

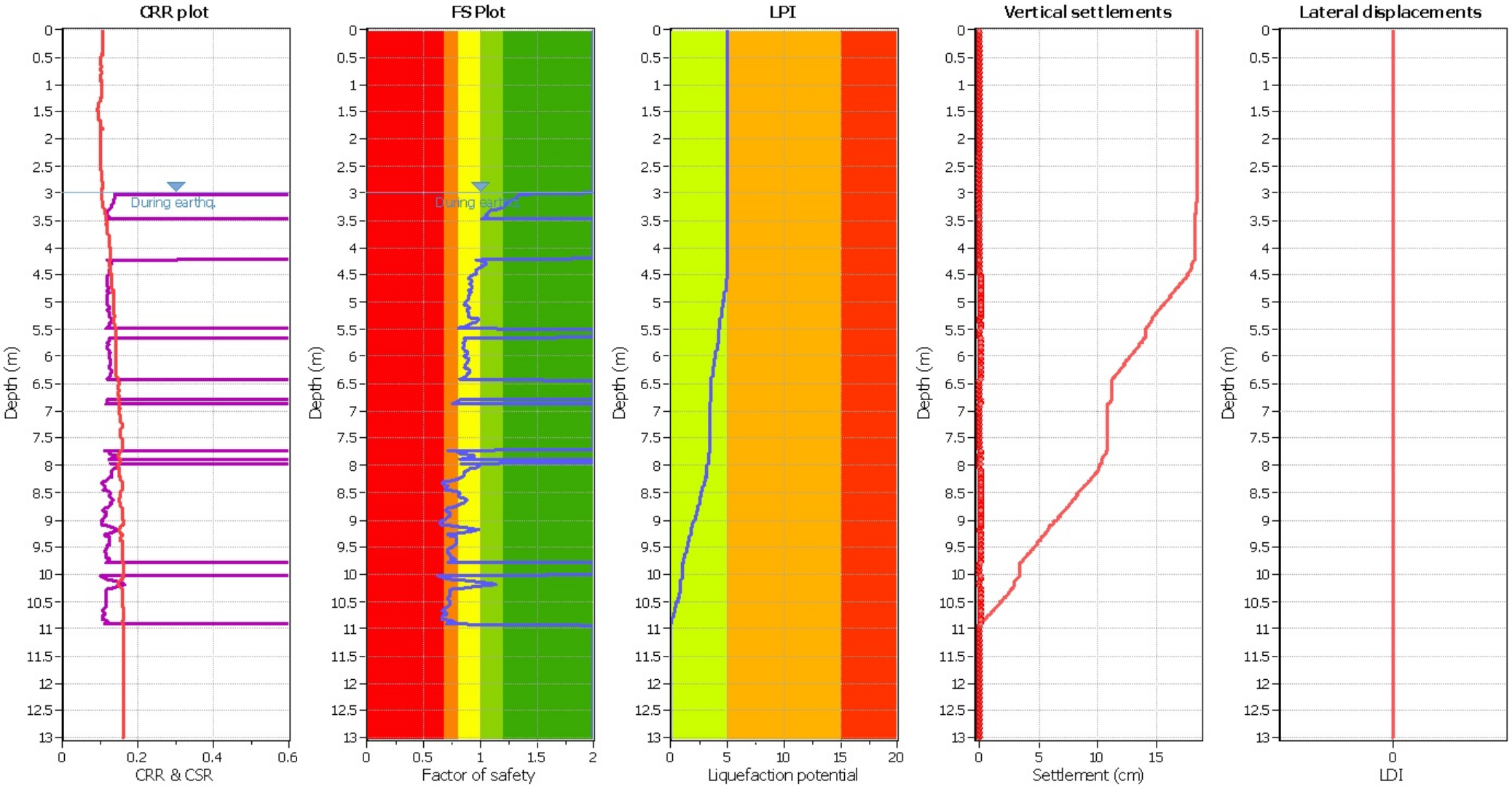

Input parameters and analysis data

Analysis method:	B&I (2014)	Depth to GWT (erthq.):	3.00 m	Fill weight:	N/A
Fines correction method:	B&I (2014)	Average results interval:	3	Transition detect. applied:	No
Points to test:	Based on Ic value	Ic cut-off value:	2.60	K_σ applied:	Yes
Earthquake magnitude M_w:	6.14	Unit weight calculation:	Based on SBT	Clay like behavior applied:	Sands only
Peak ground acceleration:	0.20	Use fill:	No	Limit depth applied:	Yes
Depth to water table (insitu):	3.00 m	Fill height:	N/A	Limit depth:	20.00 m

F.S. color scheme

- Almost certain it will liquefy
- Very likely to liquefy
- Liquefaction and no liq. are equally likely
- Unlike to liquefy
- Almost certain it will not liquefy

LPI color scheme

- Very high risk
- High risk
- Low risk

CPT basic interpretation plo

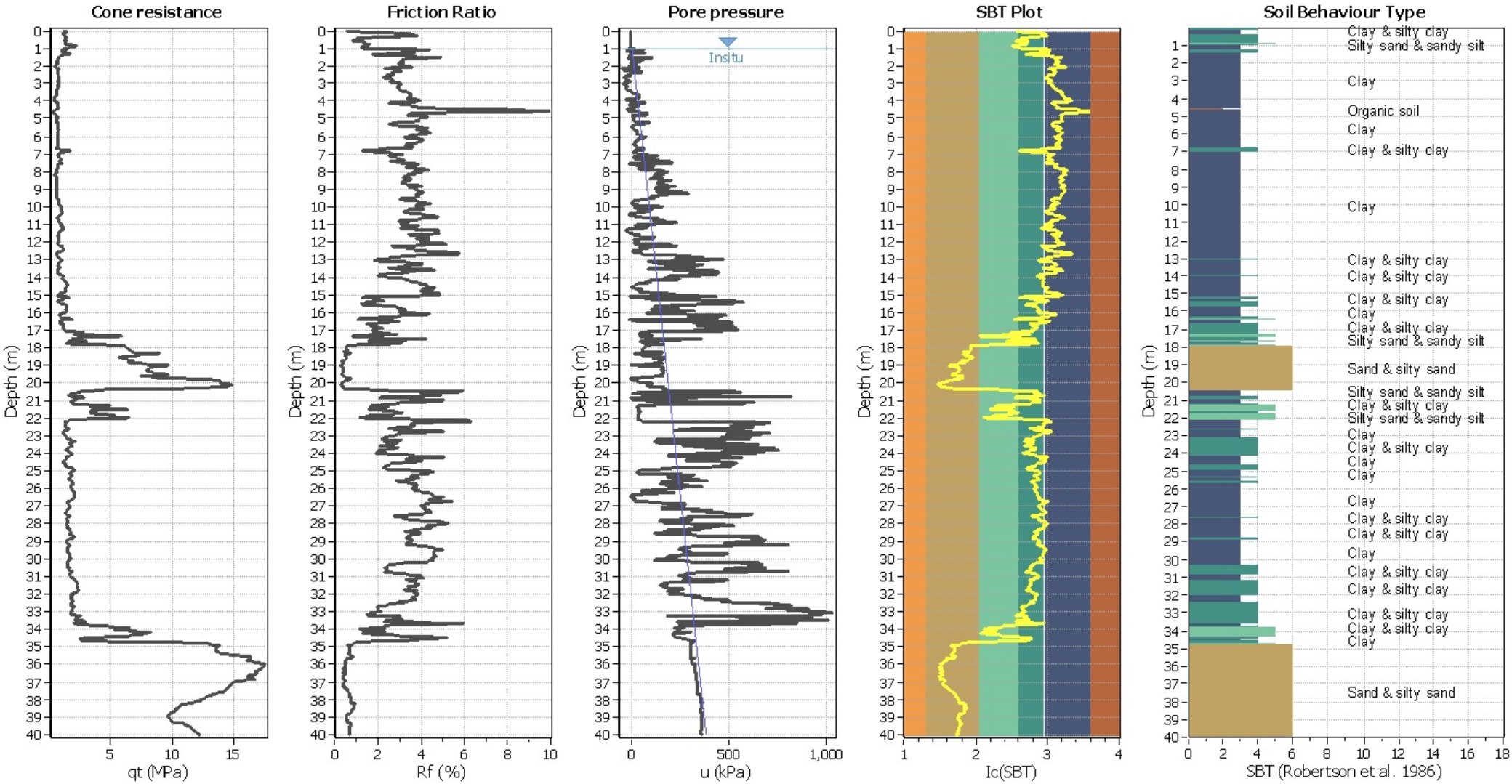

Input parameters and analysis data

Analysis method:	B&I (2014)	Depth to GWT (erthq.):	1.00 m	Fill weight:	N/A
Fines correction method:	B&I (2014)	Average results interval:	3	Transition detect. applied:	No
Points to test:	Based on Ic value	Ic cut-off value:	2.60	K_σ applied:	Yes
Earthquake magnitude M_w:	6.14	Unit weight calculation:	Based on SBT	Clay like behavior applied:	Sands only
Peak ground acceleration:	0.20	Use fill:	No	Limit depth applied:	Yes
Depth to water table (insitu):	1.00 m	Fill height:	N/A	Limit depth:	20.00 m

SBT legend

1. Sensitive fine grained
2. Organic material
3. Clay to silty clay
4. Clayey silt to silty clay
5. Silty sand to sandy silt
6. Clean sand to silty sand
7. Gravely sand to sand
8. Very stiff sand to clayey sand
9. Very stiff fine grained

Liquefaction analysis overall plot

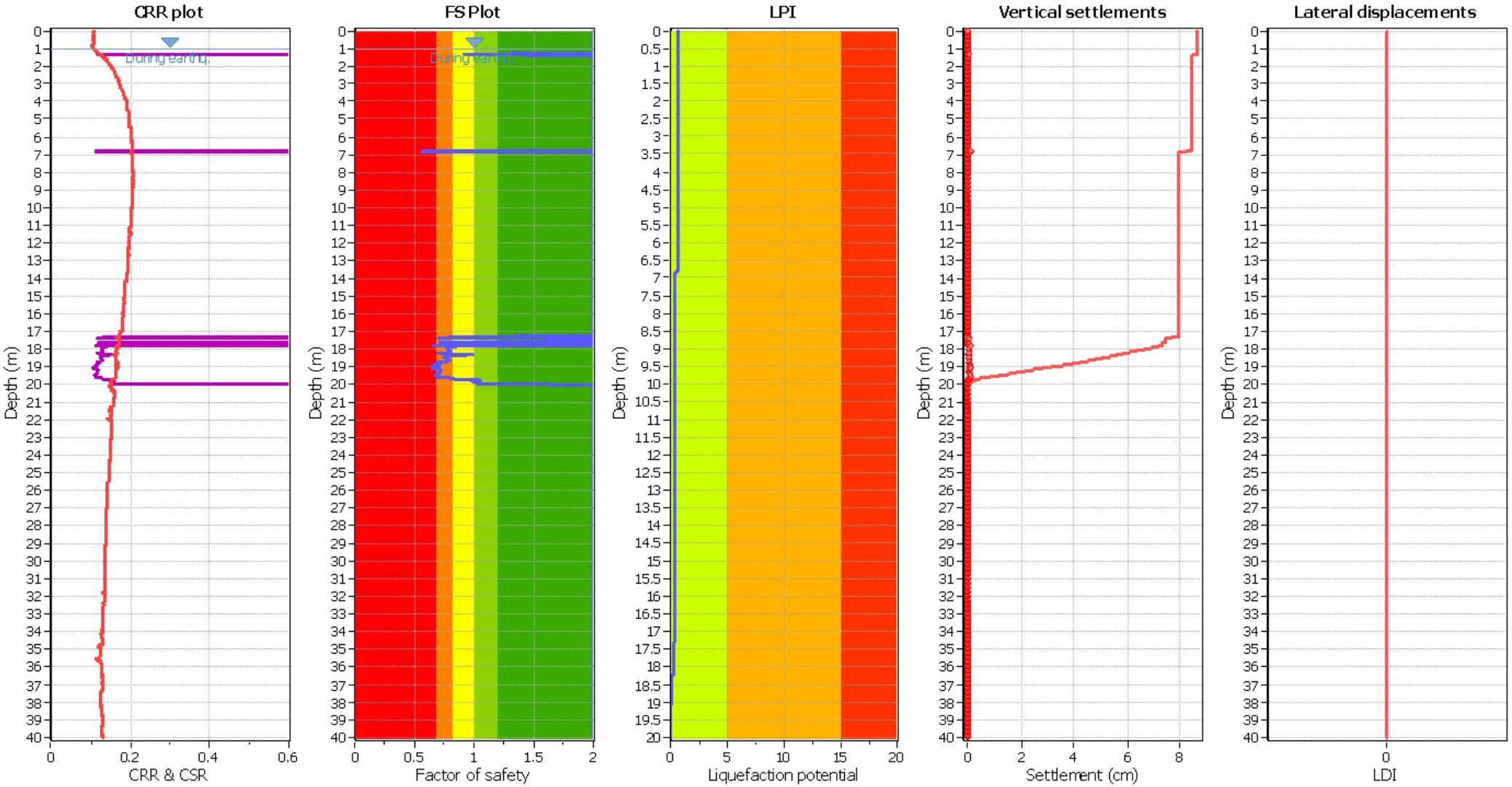

Input parameters and analysis data

Analysis method:	B&I (2014)	Depth to GWT (erthq.):	1.00 m	Fill weight:	N/A
Fines correction method:	B&I (2014)	Average results interval:	3	Transition detect. applied:	No
Points to test:	Based on Ic value	Ic cut-off value:	2.60	K_σ applied:	Yes
Earthquake magnitude M_w:	6.14	Unit weight calculation:	Based on SBT	Clay like behavior applied:	Sands only
Peak ground acceleration:	0.20	Use fill:	No	Limit depth applied:	Yes
Depth to water table (insitu):	1.00 m	Fill height:	N/A	Limit depth:	20.00 m

F.S. color scheme

- Almost certain it will liquefy
- Very likely to liquefy
- Liquefaction and no liq. are equally likely
- Unlike to liquefy
- Almost certain it will not liquefy

LPI color scheme

- Very high risk
- High risk
- Low risk

CPT basic interpretation plo

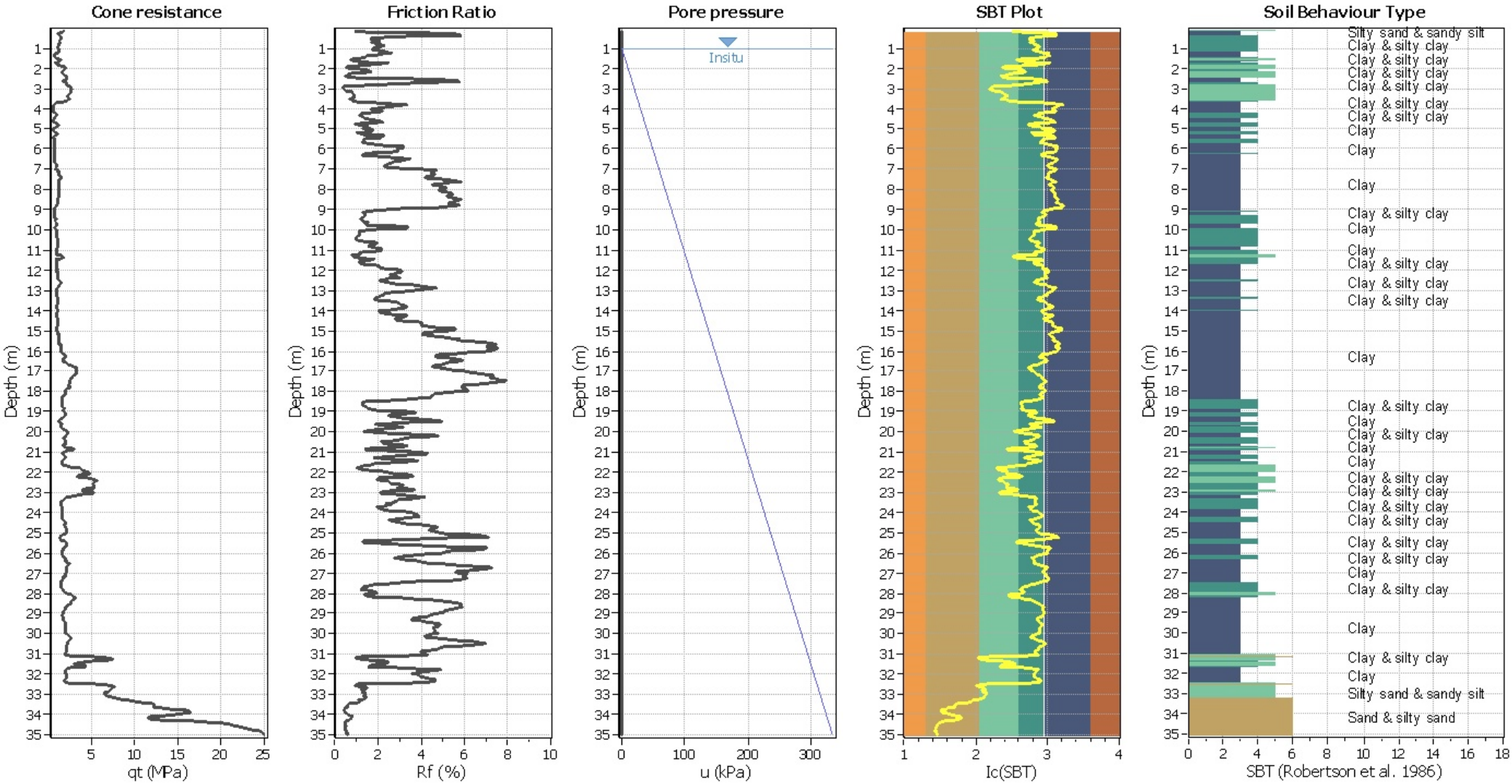

Input parameters and analysis data

Analysis method:	B&I (2014)	Depth to GWT (erthq.):	1.00 m	Fill weight:	N/A
Fines correction method:	B&I (2014)	Average results interval:	3	Transition detect. applied:	No
Points to test:	Based on Ic value	Ic cut-off value:	2.60	K_σ applied:	Yes
Earthquake magnitude M_w:	6.14	Unit weight calculation:	Based on SBT	Clay like behavior applied:	Sands only
Peak ground acceleration:	0.20	Use fill:	No	Limit depth applied:	Yes
Depth to water table (insitu):	1.00 m	Fill height:	N/A	Limit depth:	20.00 m

SBT legend

1. Sensitive fine grained
2. Organic material
3. Clay to silty clay
4. Clayey silt to silty clay
5. Silty sand to sandy silt
6. Clean sand to silty sand
7. Gravely sand to sand
8. Very stiff sand to clayey sand
9. Very stiff fine grained

Liquefaction analysis overall plot

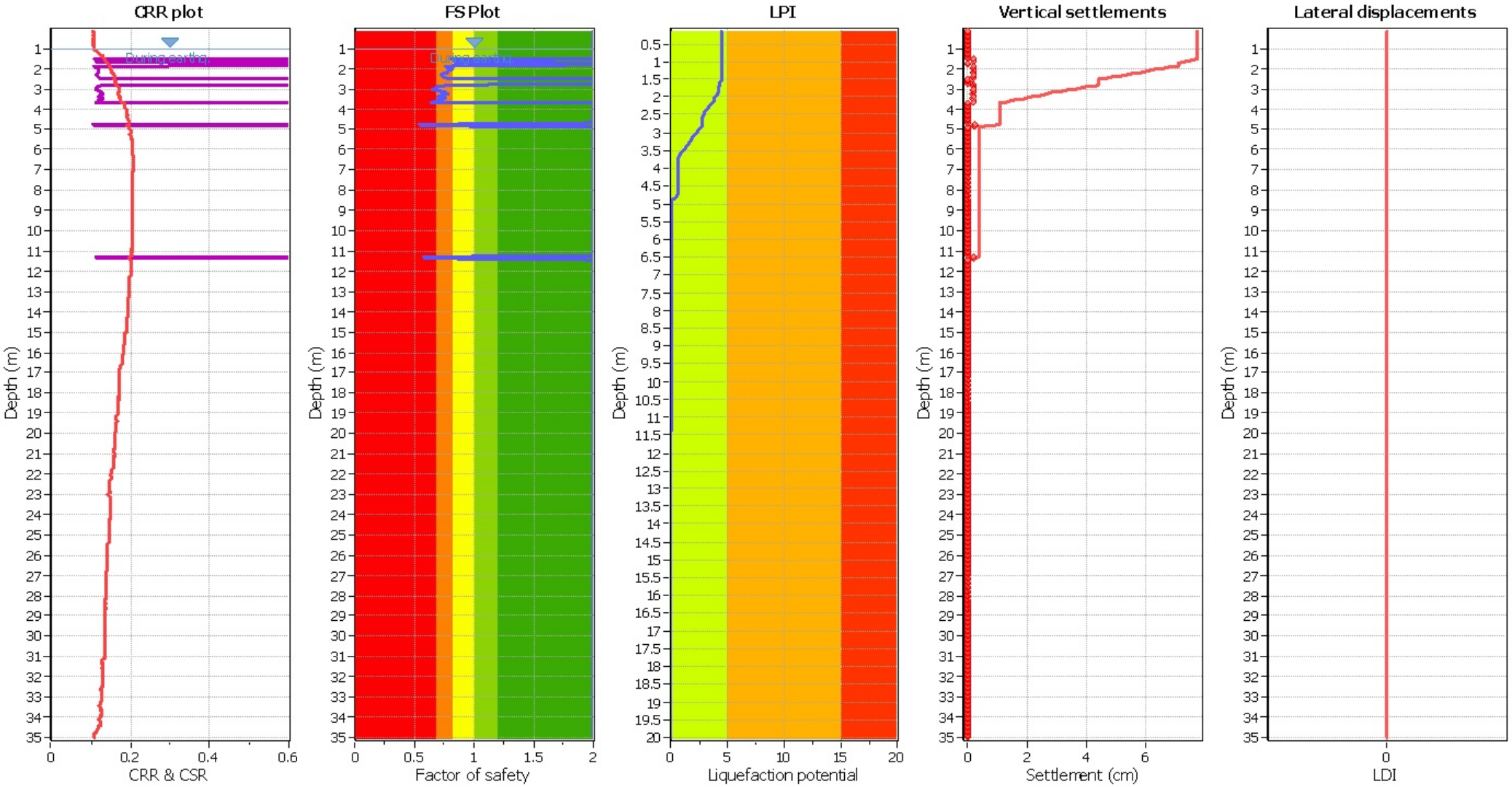

Input parameters and analysis data

Analysis method:	B&I (2014)	Depth to GWT (erthq.):	1.00 m	Fill weight:	N/A
Fines correction method:	B&I (2014)	Average results interval:	3	Transition detect. applied:	No
Points to test:	Based on Ic value	Ic cut-off value:	2.60	K_σ applied:	Yes
Earthquake magnitude M_w:	6.14	Unit weight calculation:	Based on SBT	Clay like behavior applied:	Sands only
Peak ground acceleration:	0.20	Use fill:	No	Limit depth applied:	Yes
Depth to water table (insitu):	1.00 m	Fill height:	N/A	Limit depth:	20.00 m

F.S. color scheme

- Almost certain it will liquefy
- Very likely to liquefy
- Liquefaction and no liq. are equally likely
- Unlike to liquefy
- Almost certain it will not liquefy

LPI color scheme

- Very high risk
- High risk
- Low risk

CPT basic interpretation plo

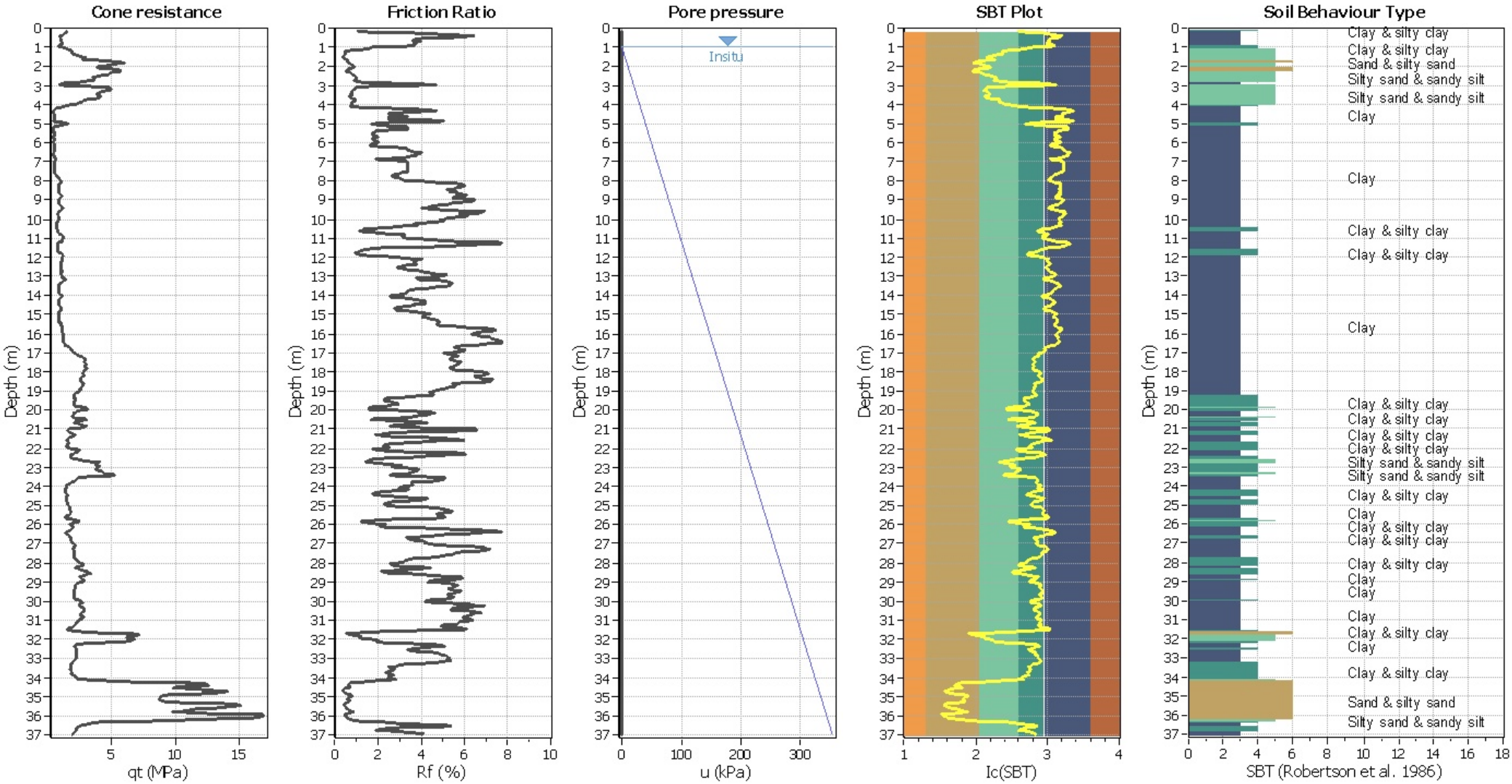

Input parameters and analysis data

Analysis method:	B&I (2014)	Depth to GWT (erthq.):	1.00 m	Fill weight:	N/A
Fines correction method:	B&I (2014)	Average results interval:	3	Transition detect. applied:	No
Points to test:	Based on Ic value	Ic cut-off value:	2.60	K_σ applied:	Yes
Earthquake magnitude M_w:	6.14	Unit weight calculation:	Based on SBT	Clay like behavior applied:	Sands only
Peak ground acceleration:	0.20	Use fill:	No	Limit depth applied:	Yes
Depth to water table (insitu):	1.00 m	Fill height:	N/A	Limit depth:	20.00 m

SBT legend

1. Sensitive fine grained	4. Clayey silt to silty clay	7. Gravely sand to sand
2. Organic material	5. Silty sand to sandy silt	8. Very stiff sand to clayey sand
3. Clay to silty clay	6. Clean sand to silty sand	9. Very stiff fine grained

Liquefaction analysis overall plot

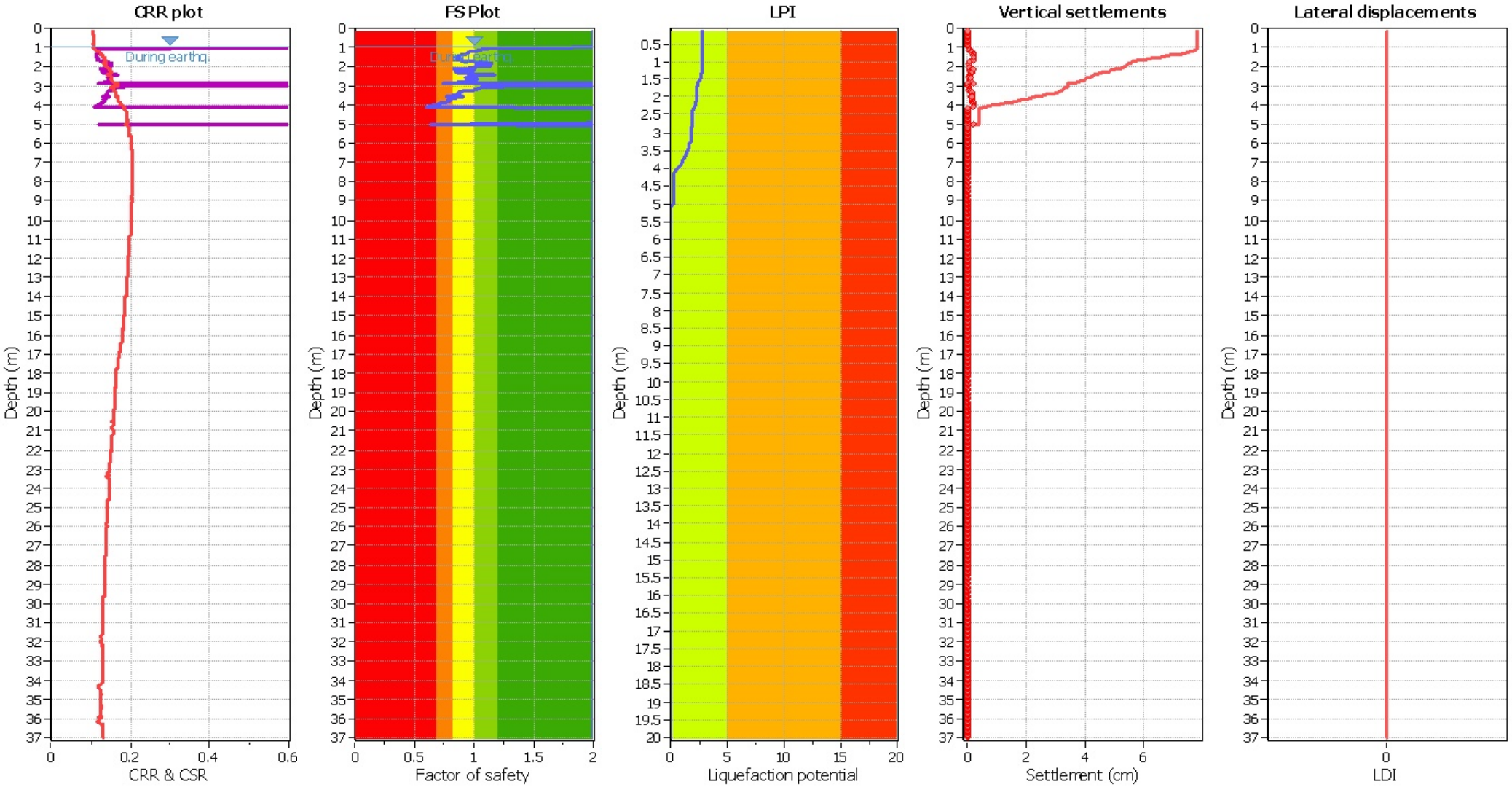

Input parameters and analysis data

Analysis method:	B&I (2014)	Depth to GWT (erthq.):	1.00 m	Fill weight:	N/A
Fines correction method:	B&I (2014)	Average results interval:	3	Transition detect. applied:	No
Points to test:	Based on Ic value	Ic cut-off value:	2.60	K_σ applied:	Yes
Earthquake magnitude M_w:	6.14	Unit weight calculation:	Based on SBT	Clay like behavior applied:	Sands only
Peak ground acceleration:	0.20	Use fill:	No	Limit depth applied:	Yes
Depth to water table (insitu):	1.00 m	Fill height:	N/A	Limit depth:	20.00 m

F.S. color scheme

- Almost certain it will liquefy
- Very likely to liquefy
- Liquefaction and no liq. are equally likely
- Unlike to liquefy
- Almost certain it will not liquefy

LPI color scheme

- Very high risk
- High risk
- Low risk

CPT basic interpretation plo

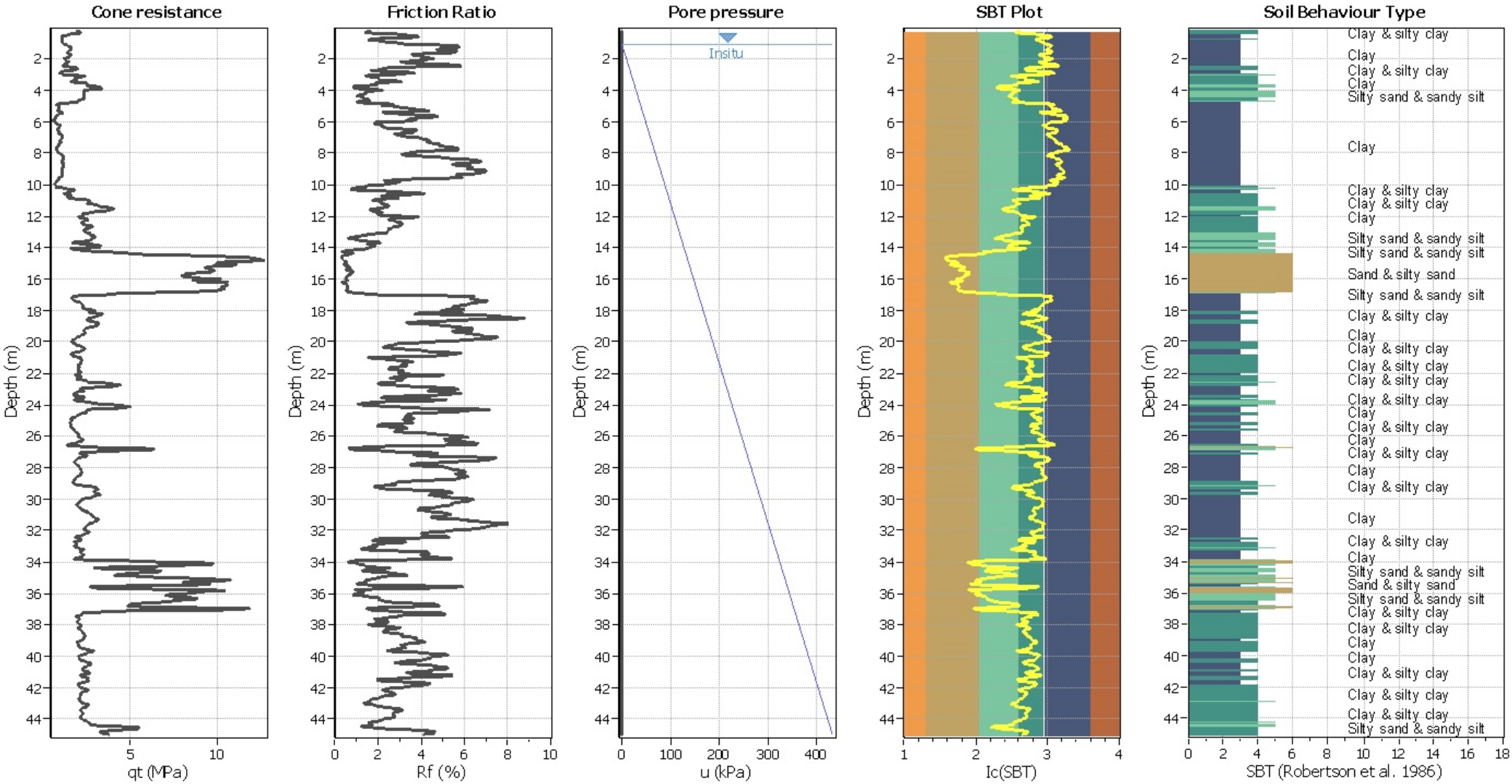

Input parameters and analysis data

Analysis method:	B&I (2014)	Depth to GWT (erthq.):	1.00 m	Fill weight:	N/A
Fines correction method:	B&I (2014)	Average results interval:	3	Transition detect. applied:	No
Points to test:	Based on Ic value	Ic cut-off value:	2.60	K_σ applied:	Yes
Earthquake magnitude M_w:	6.14	Unit weight calculation:	Based on SBT	Clay like behavior applied:	Sands only
Peak ground acceleration:	0.20	Use fill:	No	Limit depth applied:	Yes
Depth to water table (insitu):	1.00 m	Fill height:	N/A	Limit depth:	20.00 m

SBT legend

1. Sensitive fine grained
2. Organic material
3. Clay to silty clay
4. Clayey silt to silty clay
5. Silty sand to sandy silt
6. Clean sand to silty sand
7. Gravely sand to sand
8. Very stiff sand to clayey sand
9. Very stiff fine grained

Liquefaction analysis overall plot

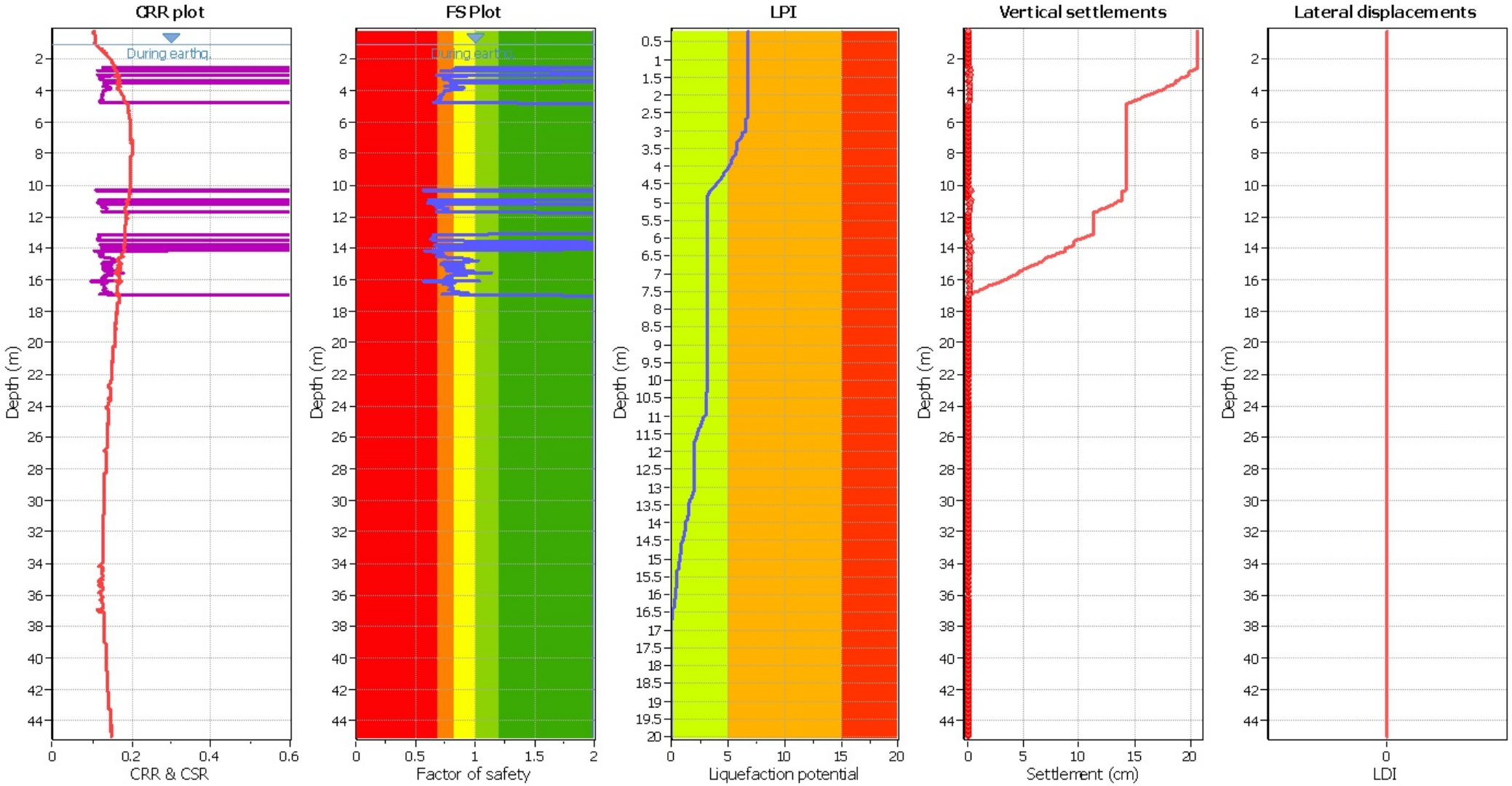

Input parameters and analysis data

Analysis method:	B&I (2014)	Depth to GWT (erthq.):	1.00 m	Fill weight:	N/A
Fines correction method:	B&I (2014)	Average results interval:	3	Transition detect. applied:	No
Points to test:	Based on Ic value	Ic cut-off value:	2.60	K_σ applied:	Yes
Earthquake magnitude M_w:	6.14	Unit weight calculation:	Based on SBT	Clay like behavior applied:	Sands only
Peak ground acceleration:	0.20	Use fill:	No	Limit depth applied:	Yes
Depth to water table (insitu):	1.00 m	Fill height:	N/A	Limit depth:	20.00 m

F.S. color scheme

- Almost certain it will liquefy
- Very likely to liquefy
- Liquefaction and no liq. are equally likely
- Unlike to liquefy
- Almost certain it will not liquefy

LPI color scheme

- Very high risk
- High risk
- Low risk

CPT basic interpretation plo

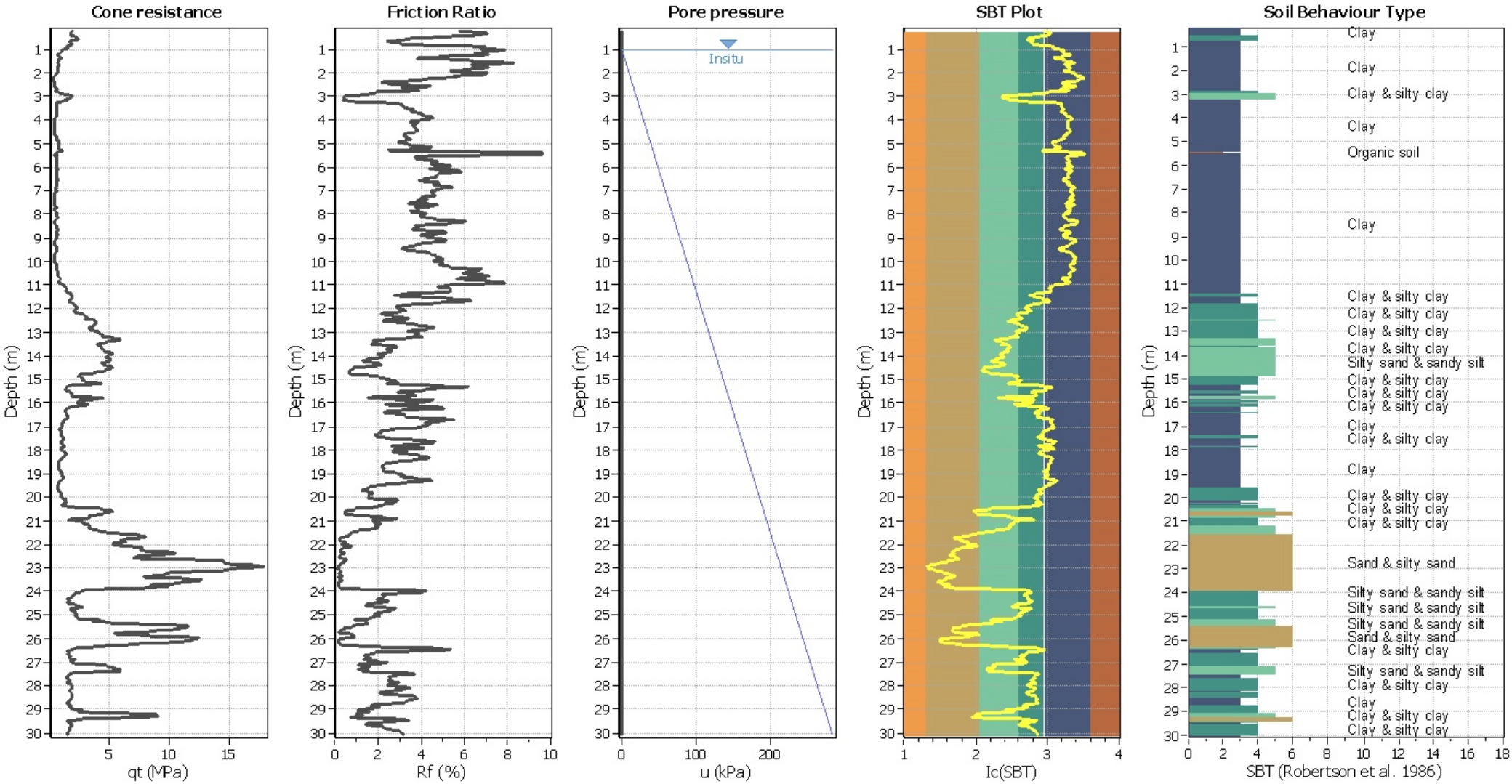

Input parameters and analysis data

Analysis method:	B&I (2014)	Depth to GWT (erthq.):	1.00 m	Fill weight:	N/A
Fines correction method:	B&I (2014)	Average results interval:	3	Transition detect. applied:	No
Points to test:	Based on Ic value	Ic cut-off value:	2.60	K_σ applied:	Yes
Earthquake magnitude M_w:	6.14	Unit weight calculation:	Based on SBT	Clay like behavior applied:	Sands only
Peak ground acceleration:	0.20	Use fill:	No	Limit depth applied:	Yes
Depth to water table (insitu):	1.00 m	Fill height:	N/A	Limit depth:	20.00 m

SBT legend

1. Sensitive fine grained
2. Organic material
3. Clay to silty clay
4. Clayey silt to silty clay
5. Silty sand to sandy silt
6. Clean sand to silty sand
7. Gravely sand to sand
8. Very stiff sand to clayey sand
9. Very stiff fine grained

Liquefaction analysis overall plot

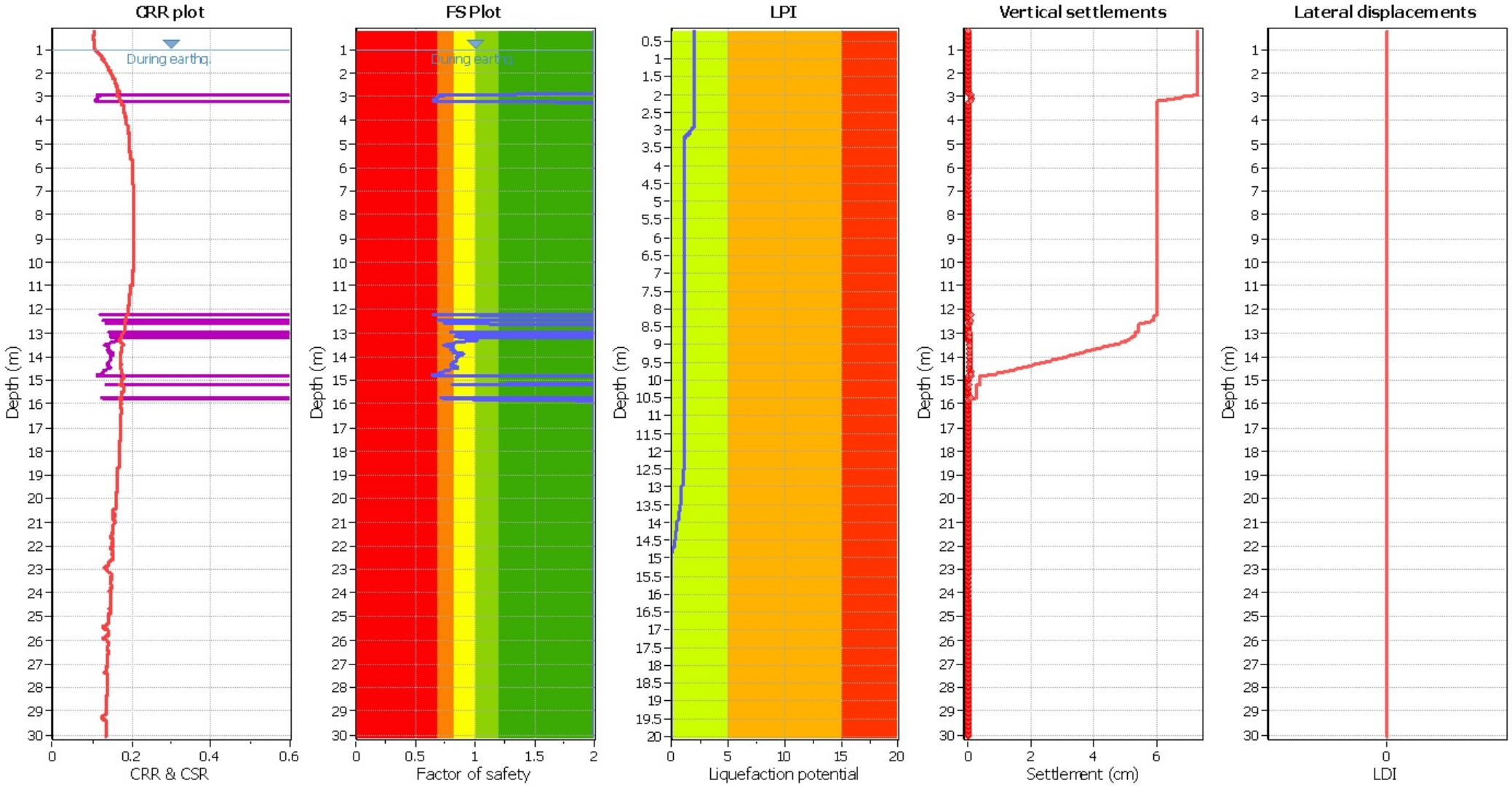

Input parameters and analysis data

Analysis method:	B&I (2014)	Depth to GWT (erthq.):	1.00 m	Fill weight:	N/A
Fines correction method:	B&I (2014)	Average results interval:	3	Transition detect. applied:	No
Points to test:	Based on Ic value	Ic cut-off value:	2.60	K_σ applied:	Yes
Earthquake magnitude M_w:	6.14	Unit weight calculation:	Based on SBT	Clay like behavior applied:	Sands only
Peak ground acceleration:	0.20	Use fill:	No	Limit depth applied:	Yes
Depth to water table (insitu):	1.00 m	Fill height:	N/A	Limit depth:	20.00 m

F.S. color scheme

- Almost certain it will liquefy
- Very likely to liquefy
- Liquefaction and no liq. are equally likely
- Unlike to liquefy
- Almost certain it will not liquefy

LPI color scheme

- Very high risk
- High risk
- Low risk

CPT basic interpretation plo

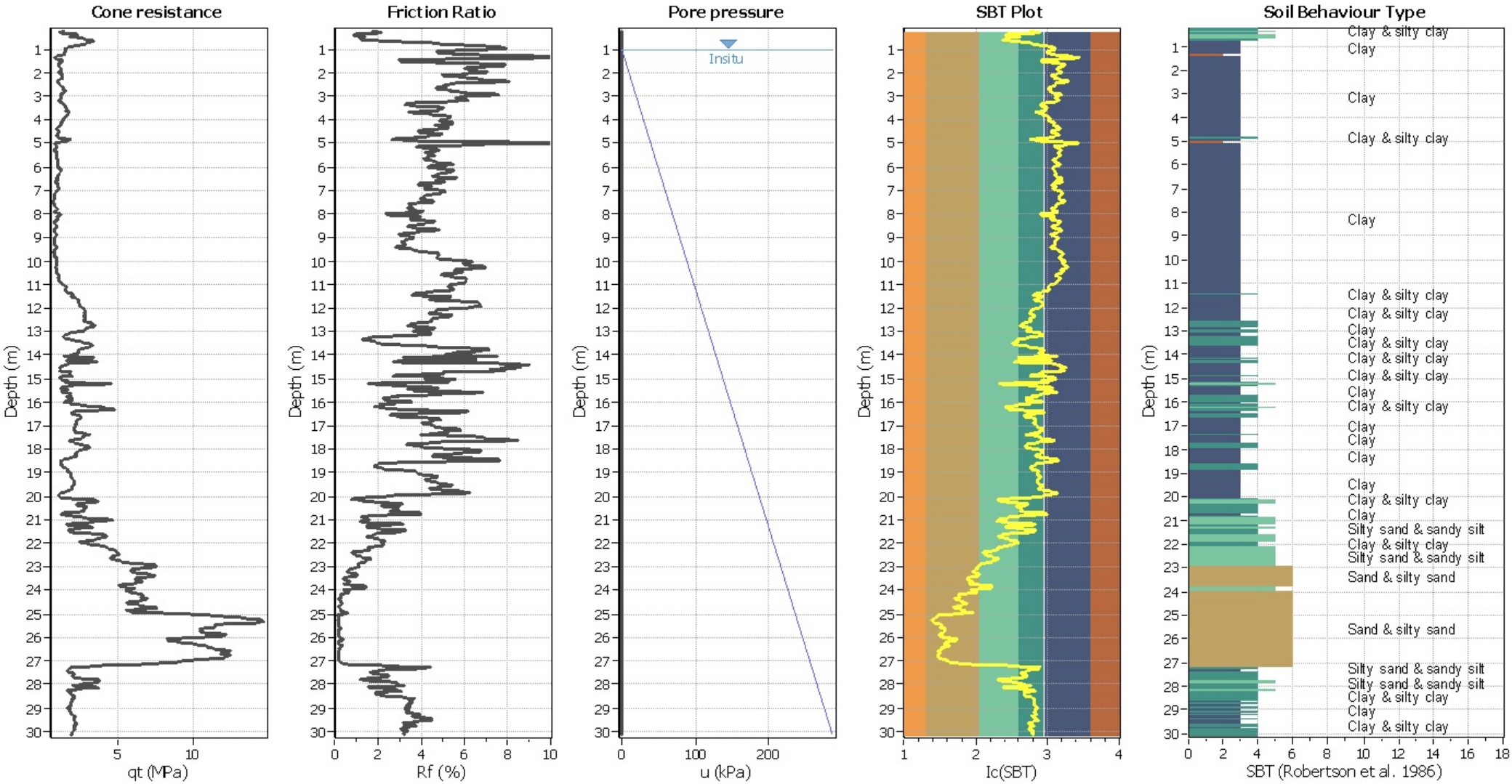

Input parameters and analysis data

Analysis method:	B&I (2014)	Depth to GWT (erthq.):	1.00 m	Fill weight:	N/A
Fines correction method:	B&I (2014)	Average results interval:	3	Transition detect. applied:	No
Points to test:	Based on Ic value	Ic cut-off value:	2.60	K_σ applied:	Yes
Earthquake magnitude M_w:	6.14	Unit weight calculation:	Based on SBT	Clay like behavior applied:	Sands only
Peak ground acceleration:	0.20	Use fill:	No	Limit depth applied:	Yes
Depth to water table (insitu):	1.00 m	Fill height:	N/A	Limit depth:	20.00 m

SBT legend

1. Sensitive fine grained
2. Organic material
3. Clay to silty clay
4. Clayey silt to silty clay
5. Silty sand to sandy silt
6. Clean sand to silty sand
7. Gravely sand to sand
8. Very stiff sand to clayey sand
9. Very stiff fine grained

Liquefaction analysis overall plot

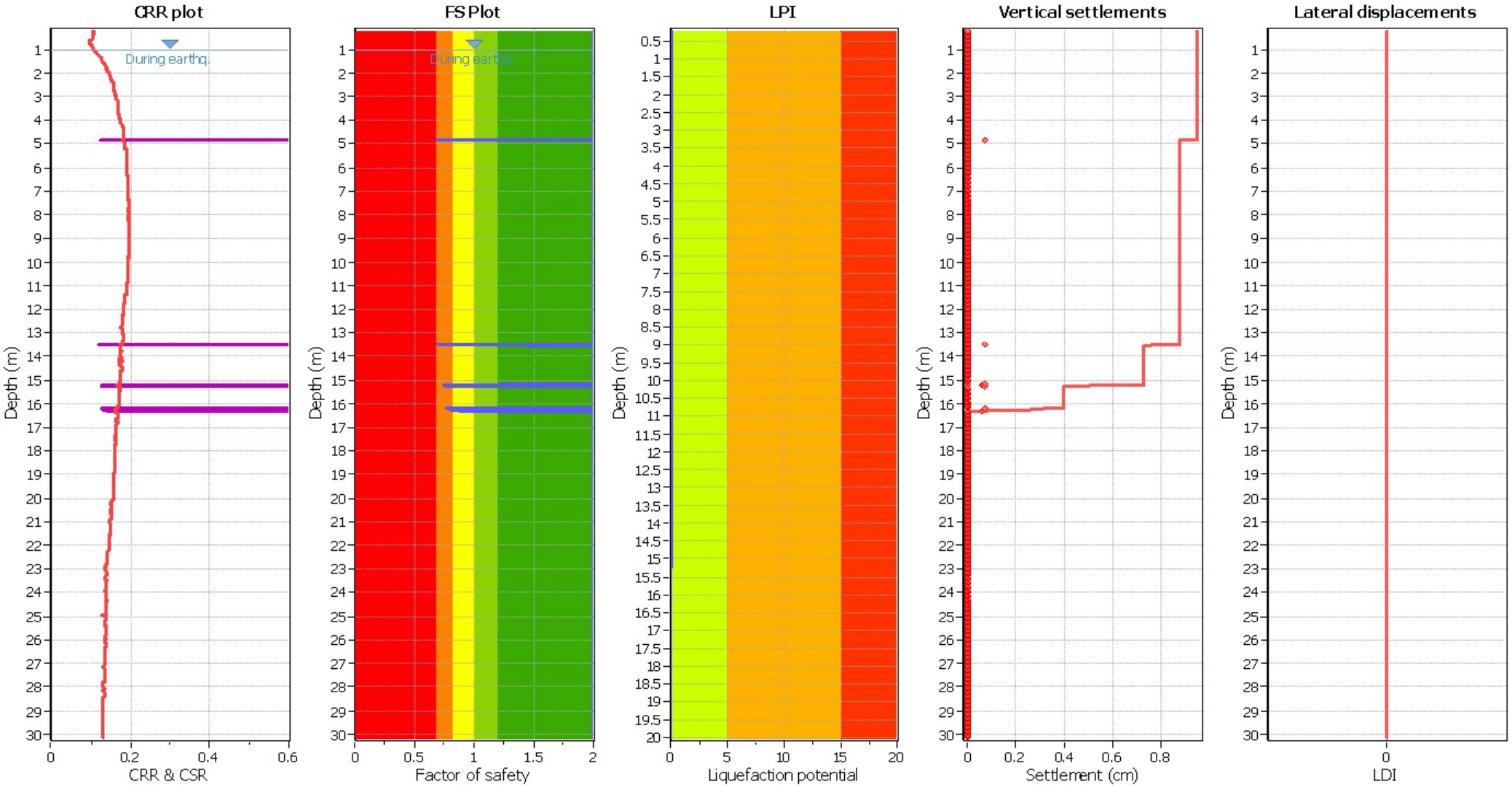

Input parameters and analysis data

Analysis method:	B&I (2014)	Depth to GWT (erthq.):	1.00 m	Fill weight:	N/A
Fines correction method:	B&I (2014)	Average results interval:	3	Transition detect. applied:	No
Points to test:	Based on Ic value	Ic cut-off value:	2.60	K_σ applied:	Yes
Earthquake magnitude M_w:	6.14	Unit weight calculation:	Based on SBT	Clay like behavior applied:	Sands only
Peak ground acceleration:	0.20	Use fill:	No	Limit depth applied:	Yes
Depth to water table (insitu):	1.00 m	Fill height:	N/A	Limit depth:	20.00 m

F.S. color scheme

- Almost certain it will liquefy
- Very likely to liquefy
- Liquefaction and no liq. are equally likely
- Unlike to liquefy
- Almost certain it will not liquefy

LPI color scheme

- Very high risk
- High risk
- Low risk

CPT basic interpretation plo

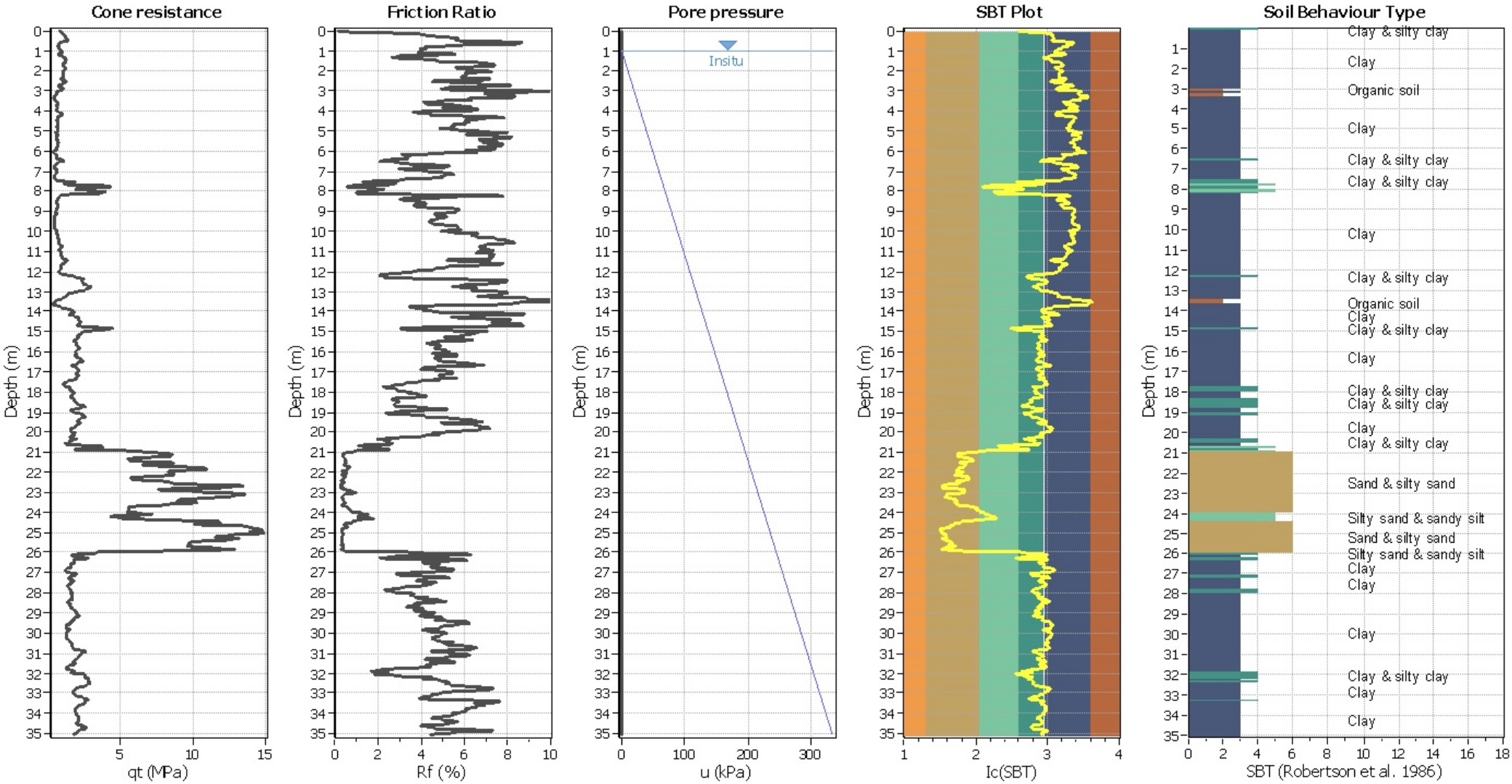

Input parameters and analysis data

Analysis method:	B&I (2014)	Depth to GWT (erthq.):	1.00 m	Fill weight:	N/A
Fines correction method:	B&I (2014)	Average results interval:	3	Transition detect. applied:	No
Points to test:	Based on Ic value	Ic cut-off value:	2.60	K_σ applied:	Yes
Earthquake magnitude M_w:	6.14	Unit weight calculation:	Based on SBT	Clay like behavior applied:	Sands only
Peak ground acceleration:	0.20	Use fill:	No	Limit depth applied:	Yes
Depth to water table (insitu):	1.00 m	Fill height:	N/A	Limit depth:	20.00 m

SBT legend

1. Sensitive fine grained
2. Organic material
3. Clay to silty clay
4. Clayey silt to silty clay
5. Silty sand to sandy silt
6. Clean sand to silty sand
7. Gravely sand to sand
8. Very stiff sand to clayey sand
9. Very stiff fine grained

Liquefaction analysis overall plot

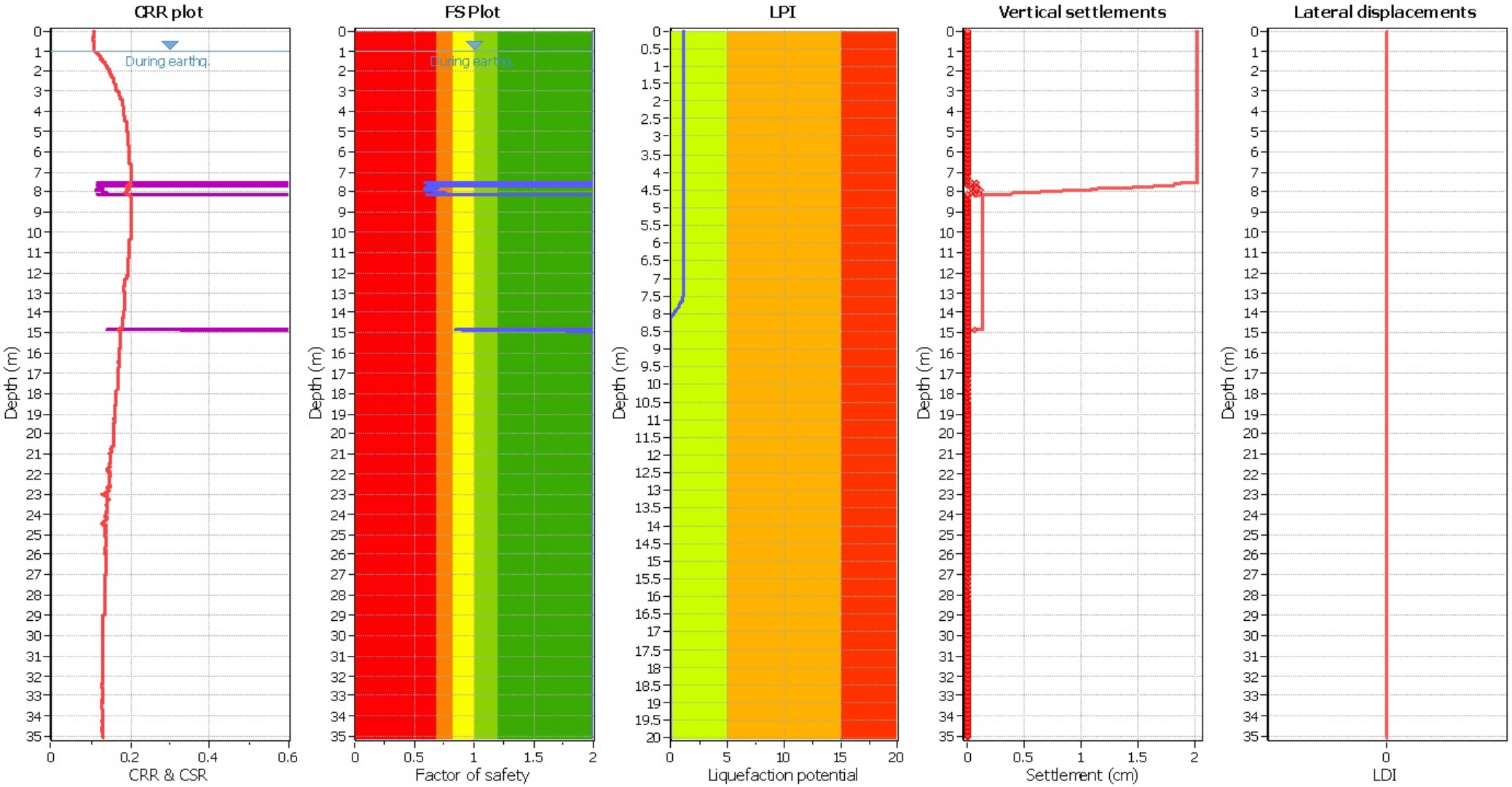

Input parameters and analysis data

Analysis method:	B&I (2014)	Depth to GWT (erthq.):	1.00 m	Fill weight:	N/A
Fines correction method:	B&I (2014)	Average results interval:	3	Transition detect. applied:	No
Points to test:	Based on Ic value	Ic cut-off value:	2.60	K_σ applied:	Yes
Earthquake magnitude M_w:	6.14	Unit weight calculation:	Based on SBT	Clay like behavior applied:	Sands only
Peak ground acceleration:	0.20	Use fill:	No	Limit depth applied:	Yes
Depth to water table (insitu):	1.00 m	Fill height:	N/A	Limit depth:	20.00 m

F.S. color scheme

- Almost certain it will liquefy
- Very likely to liquefy
- Liquefaction and no liq. are equally likely
- Unlike to liquefy
- Almost certain it will not liquefy

LPI color scheme

- Very high risk
- High risk
- Low risk

CPT basic interpretation plo

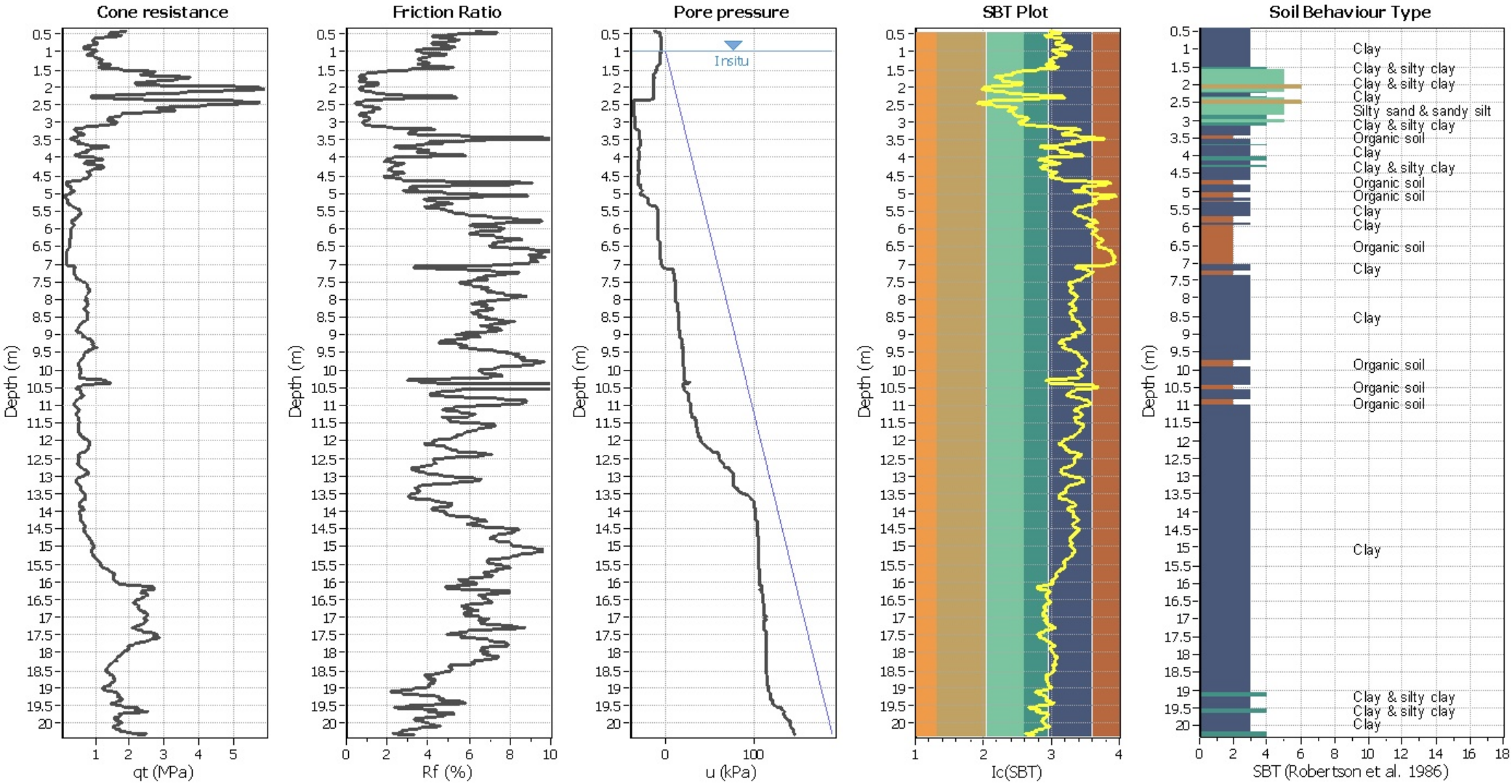

Input parameters and analysis data

Analysis method:	B&I (2014)	Depth to GWT (erthq.):	1.00 m	Fill weight:	N/A
Fines correction method:	B&I (2014)	Average results interval:	3	Transition detect. applied:	No
Points to test:	Based on Ic value	Ic cut-off value:	2.60	K_σ applied:	Yes
Earthquake magnitude M_w:	6.14	Unit weight calculation:	Based on SBT	Clay like behavior applied:	Sands only
Peak ground acceleration:	0.20	Use fill:	No	Limit depth applied:	Yes
Depth to water table (insitu):	1.00 m	Fill height:	N/A	Limit depth:	20.00 m

SBT legend

1. Sensitive fine grained
2. Organic material
3. Clay to silty clay
4. Clayey silt to silty clay
5. Silty sand to sandy silt
6. Clean sand to silty sand
7. Gravely sand to sand
8. Very stiff sand to clayey sand
9. Very stiff fine grained

Liquefaction analysis overall plot

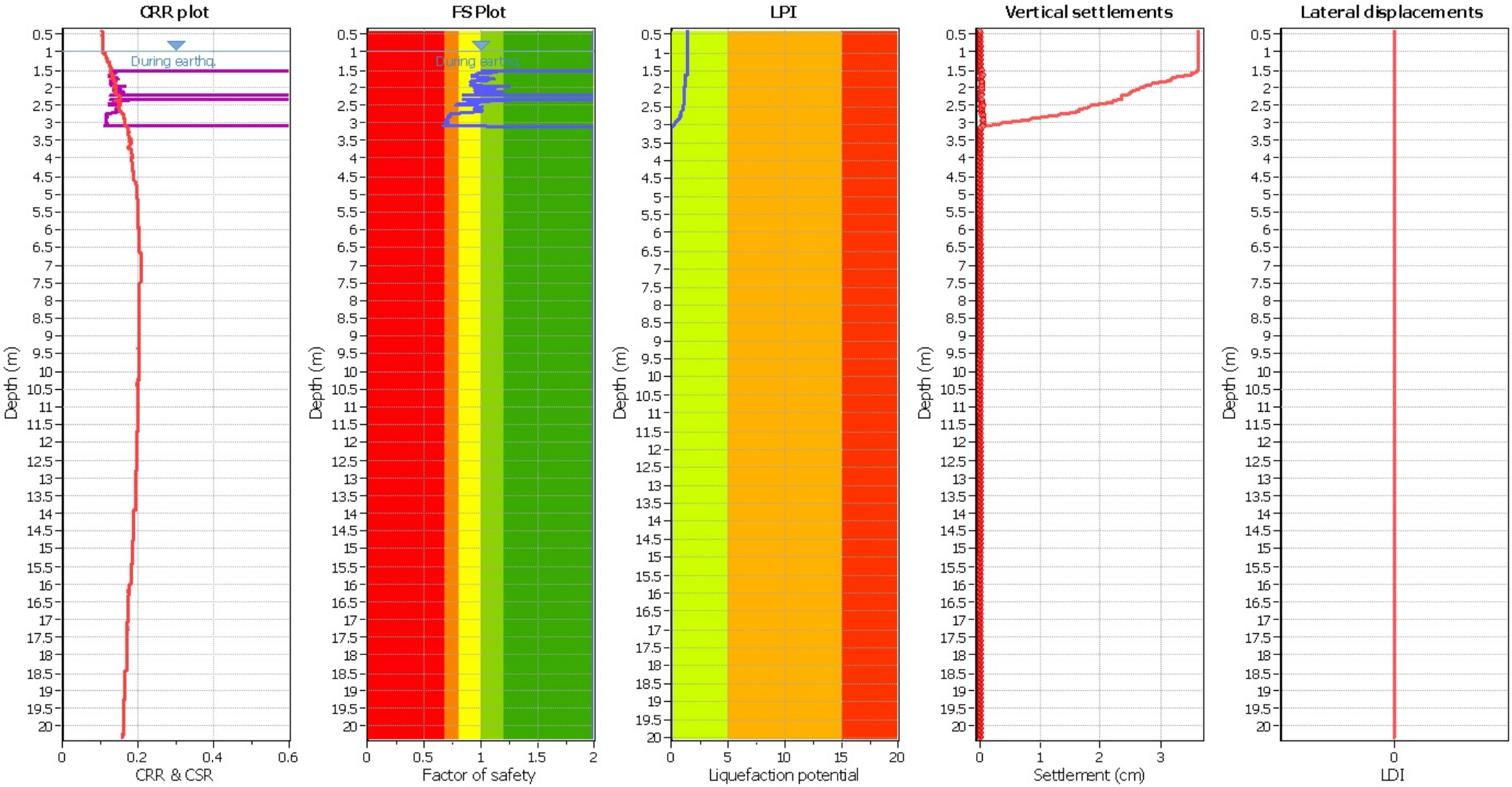

Input parameters and analysis data

Analysis method:	B&I (2014)	Depth to GWT (erthq.):	1.00 m	Fill weight:	N/A
Fines correction method:	B&I (2014)	Average results interval:	3	Transition detect. applied:	No
Points to test:	Based on Ic value	Ic cut-off value:	2.60	K_σ applied:	Yes
Earthquake magnitude M_w:	6.14	Unit weight calculation:	Based on SBT	Clay like behavior applied:	Sands only
Peak ground acceleration:	0.20	Use fill:	No	Limit depth applied:	Yes
Depth to water table (insitu):	1.00 m	Fill height:	N/A	Limit depth:	20.00 m

F.S. color scheme

- Almost certain it will liquefy
- Very likely to liquefy
- Liquefaction and no liq. are equally likely
- Unlike to liquefy
- Almost certain it will not liquefy

LPI color scheme

- Very high risk
- High risk
- Low risk

CPT basic interpretation plo

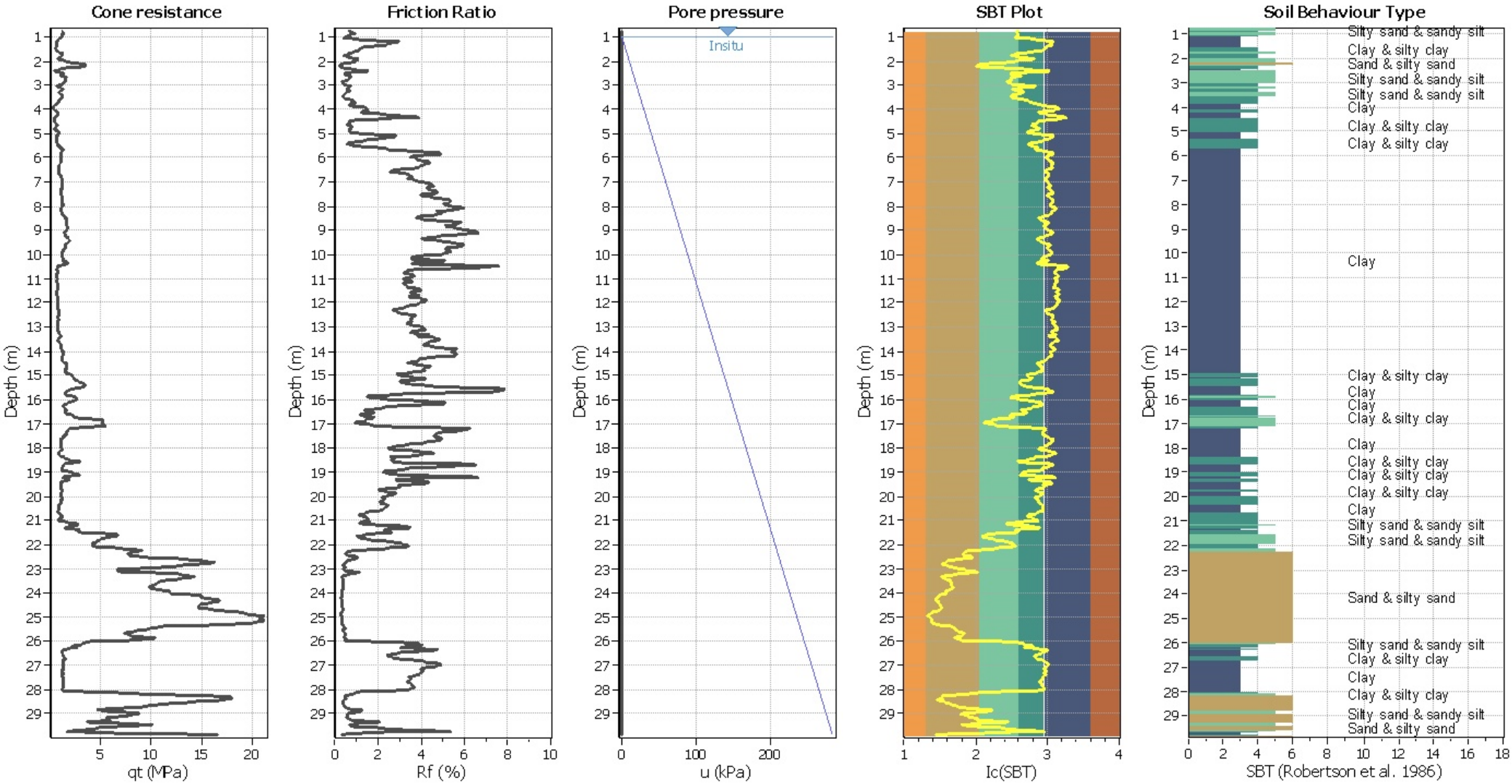

Input parameters and analysis data

Analysis method:	B&I (2014)	Depth to GWT (erthq.):	1.00 m	Fill weight:	N/A
Fines correction method:	B&I (2014)	Average results interval:	3	Transition detect. applied:	No
Points to test:	Based on Ic value	Ic cut-off value:	2.60	K_σ applied:	Yes
Earthquake magnitude M_w:	6.14	Unit weight calculation:	Based on SBT	Clay like behavior applied:	Sands only
Peak ground acceleration:	0.20	Use fill:	No	Limit depth applied:	Yes
Depth to water table (insitu):	1.00 m	Fill height:	N/A	Limit depth:	20.00 m

SBT legend

1. Sensitive fine grained	4. Clayey silt to silty clay	7. Gravely sand to sand
2. Organic material	5. Silty sand to sandy silt	8. Very stiff sand to clayey sand
3. Clay to silty clay	6. Clean sand to silty sand	9. Very stiff fine grained

Liquefaction analysis overall plot

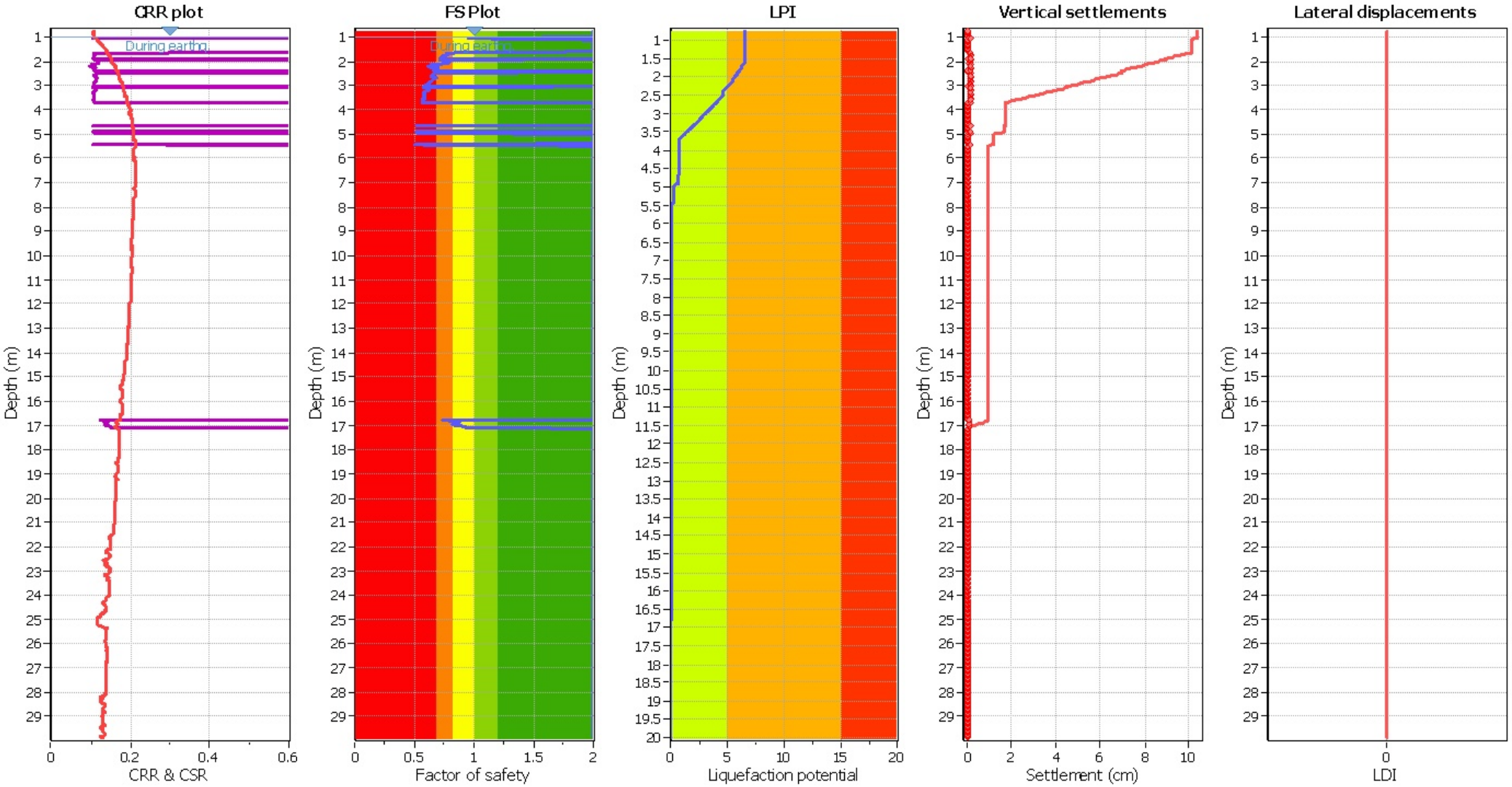

Input parameters and analysis data

Analysis method:	B&I (2014)	Depth to GWT (erthq.):	1.00 m	Fill weight:	N/A
Fines correction method:	B&I (2014)	Average results interval:	3	Transition detect. applied:	No
Points to test:	Based on Ic value	Ic cut-off value:	2.60	K_σ applied:	Yes
Earthquake magnitude M_w:	6.14	Unit weight calculation:	Based on SBT	Clay like behavior applied:	Sands only
Peak ground acceleration:	0.20	Use fill:	No	Limit depth applied:	Yes
Depth to water table (insitu):	1.00 m	Fill height:	N/A	Limit depth:	20.00 m

F.S. color scheme

- Almost certain it will liquefy
- Very likely to liquefy
- Liquefaction and no liq. are equally likely
- Unlike to liquefy
- Almost certain it will not liquefy

LPI color scheme

- Very high risk
- High risk
- Low risk

CPT basic interpretation plo

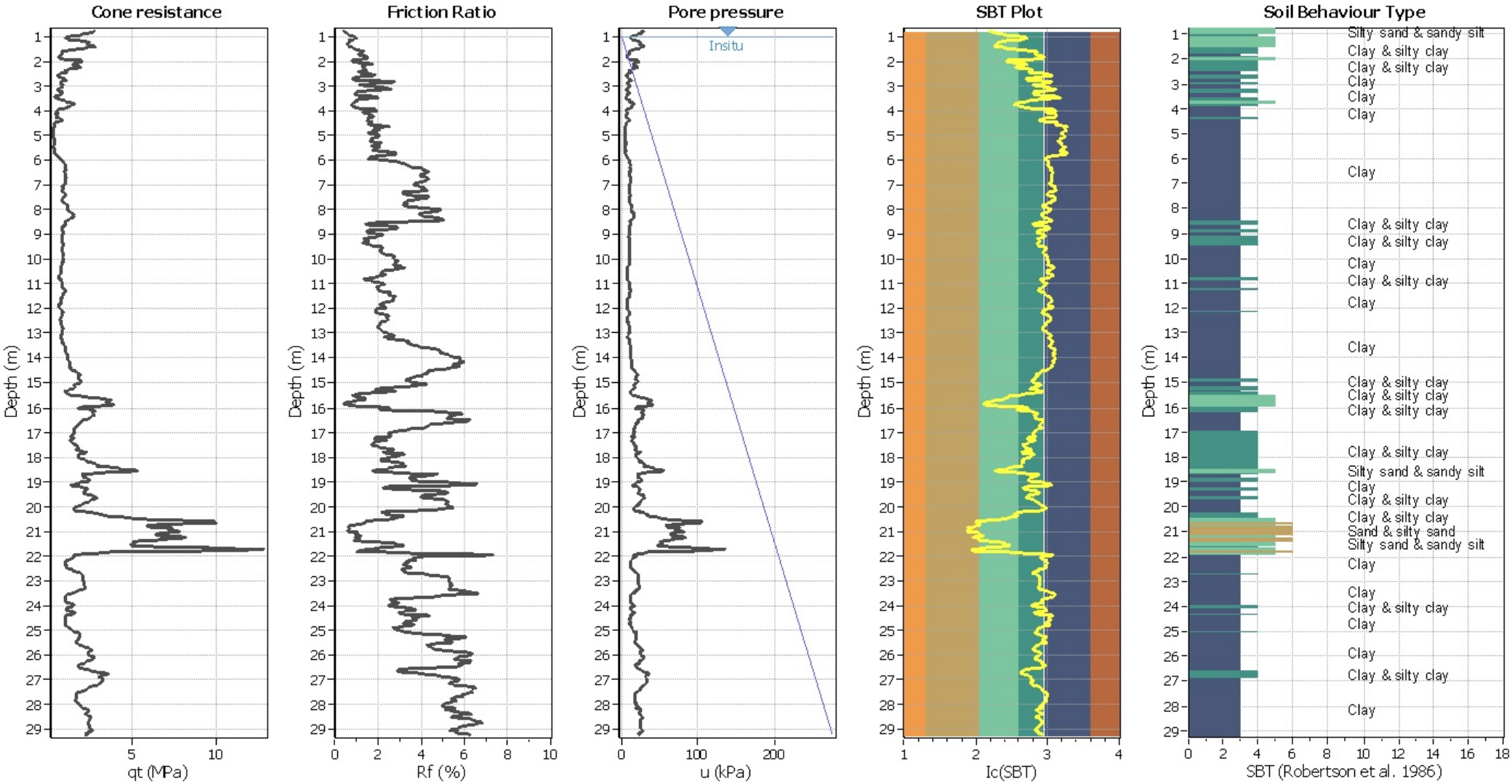

Input parameters and analysis data

Analysis method:	B&I (2014)	Depth to GWT (erthq.):	1.00 m	Fill weight:	N/A
Fines correction method:	B&I (2014)	Average results interval:	3	Transition detect. applied:	No
Points to test:	Based on Ic value	Ic cut-off value:	2.60	K_σ applied:	Yes
Earthquake magnitude M_w:	6.14	Unit weight calculation:	Based on SBT	Clay like behavior applied:	Sands only
Peak ground acceleration:	0.20	Use fill:	No	Limit depth applied:	Yes
Depth to water table (insitu):	1.00 m	Fill height:	N/A	Limit depth:	20.00 m

SBT legend

1. Sensitive fine grained
2. Organic material
3. Clay to silty clay
4. Clayey silt to silty clay
5. Silty sand to sandy silt
6. Clean sand to silty sand
7. Gravely sand to sand
8. Very stiff sand to clayey sand
9. Very stiff fine grained

Liquefaction analysis overall plot

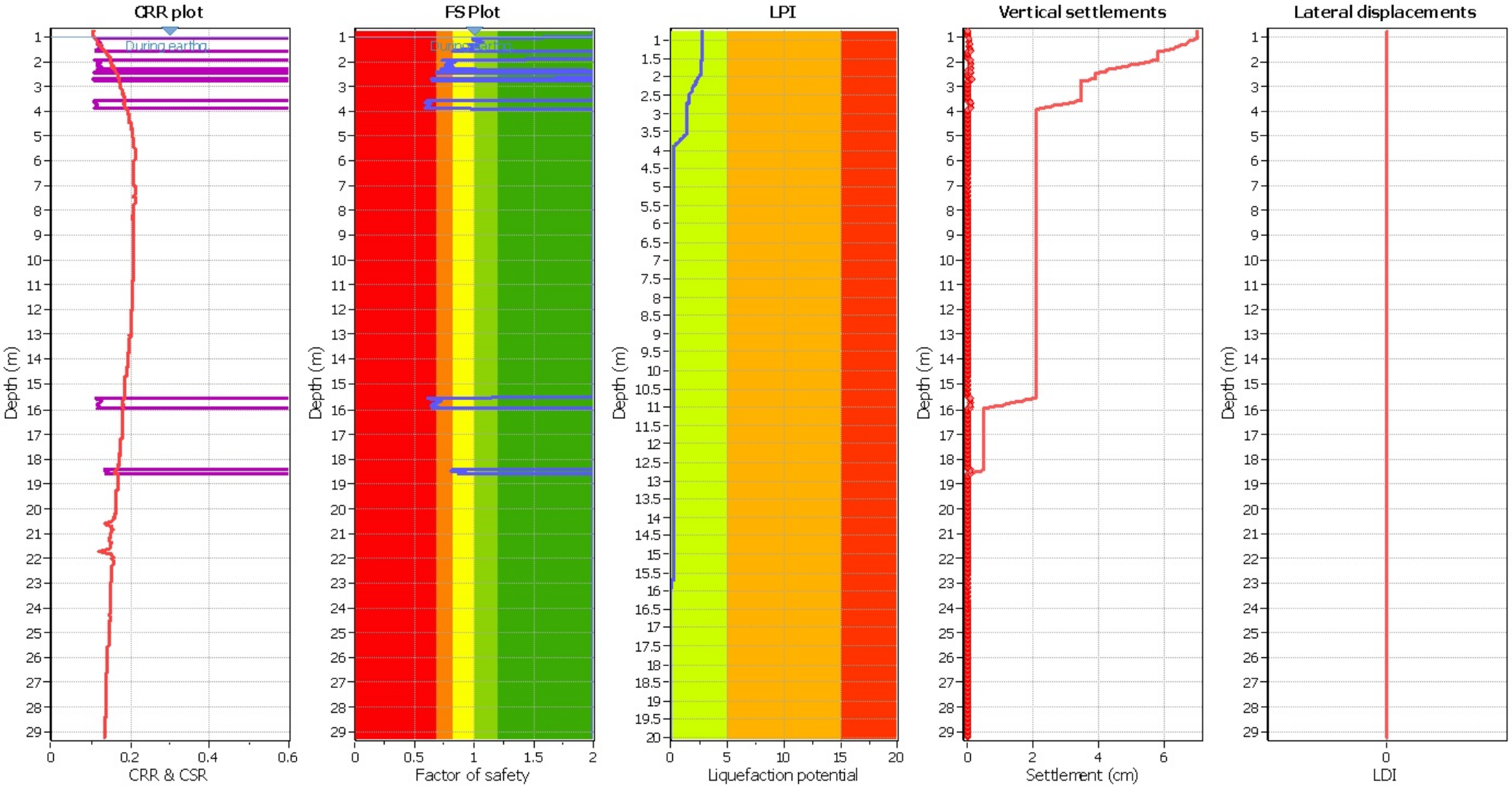

Input parameters and analysis data

Analysis method:	B&I (2014)	Depth to GWT (erthq.):	1.00 m	Fill weight:	N/A
Fines correction method:	B&I (2014)	Average results interval:	3	Transition detect. applied:	No
Points to test:	Based on Ic value	Ic cut-off value:	2.60	K_σ applied:	Yes
Earthquake magnitude M_w:	6.14	Unit weight calculation:	Based on SBT	Clay like behavior applied:	Sands only
Peak ground acceleration:	0.20	Use fill:	No	Limit depth applied:	Yes
Depth to water table (insitu):	1.00 m	Fill height:	N/A	Limit depth:	20.00 m

F.S. color scheme

- Almost certain it will liquefy
- Very likely to liquefy
- Liquefaction and no liq. are equally likely
- Unlike to liquefy
- Almost certain it will not liquefy

LPI color scheme

- Very high risk
- High risk
- Low risk

CPT basic interpretation plo

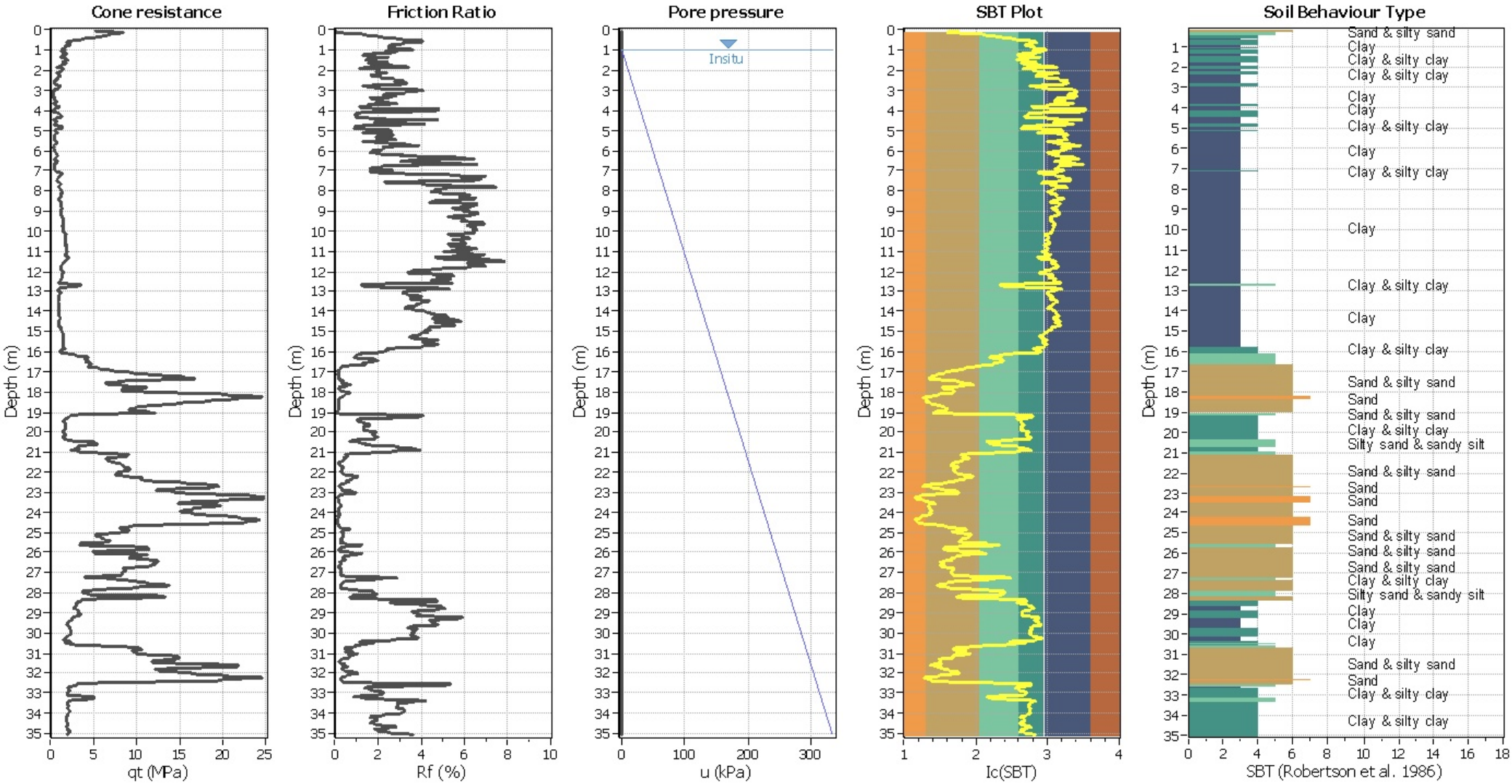

Input parameters and analysis data

Analysis method:	B&I (2014)	Depth to GWT (erthq.):	1.00 m	Fill weight:	N/A
Fines correction method:	B&I (2014)	Average results interval:	3	Transition detect. applied:	No
Points to test:	Based on Ic value	Ic cut-off value:	2.60	K_σ applied:	Yes
Earthquake magnitude M_w:	6.14	Unit weight calculation:	Based on SBT	Clay like behavior applied:	Sands only
Peak ground acceleration:	0.20	Use fill:	No	Limit depth applied:	Yes
Depth to water table (insitu):	1.00 m	Fill height:	N/A	Limit depth:	20.00 m

SBT legend

1. Sensitive fine grained
2. Organic material
3. Clay to silty clay
4. Clayey silt to silty clay
5. Silty sand to sandy silt
6. Clean sand to silty sand
7. Gravely sand to sand
8. Very stiff sand to clayey sand
9. Very stiff fine grained

Liquefaction analysis overall plot

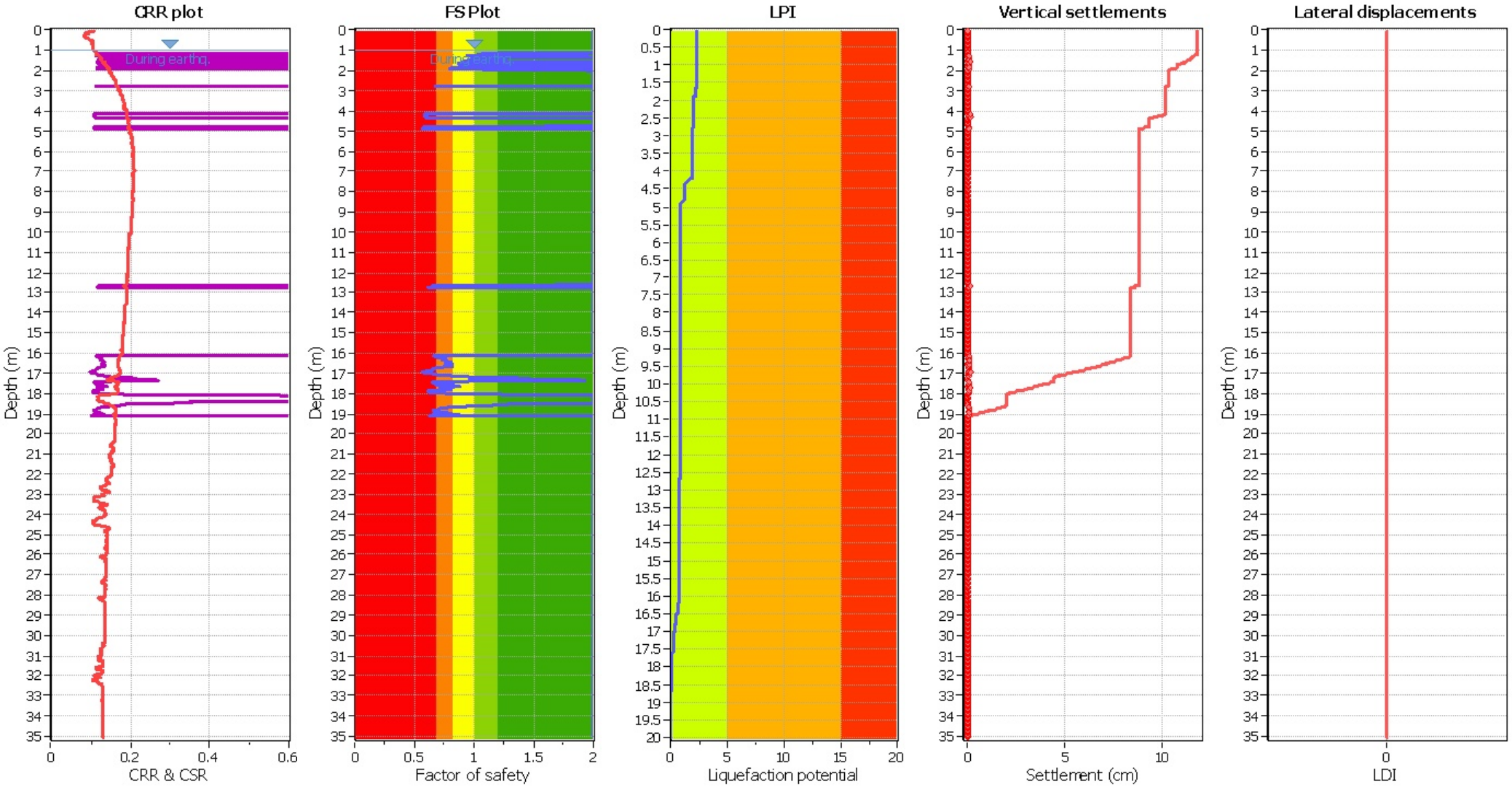

Input parameters and analysis data

Analysis method:	B&I (2014)	Depth to GWT (erthq.):	1.00 m	Fill weight:	N/A
Fines correction method:	B&I (2014)	Average results interval:	3	Transition detect. applied:	No
Points to test:	Based on Ic value	Ic cut-off value:	2.60	K_σ applied:	Yes
Earthquake magnitude M_w:	6.14	Unit weight calculation:	Based on SBT	Clay like behavior applied:	Sands only
Peak ground acceleration:	0.20	Use fill:	No	Limit depth applied:	Yes
Depth to water table (insitu):	1.00 m	Fill height:	N/A	Limit depth:	20.00 m

F.S. color scheme

- Almost certain it will liquefy
- Very likely to liquefy
- Liquefaction and no liq. are equally likely
- Unlike to liquefy
- Almost certain it will not liquefy

LPI color scheme

- Very high risk
- High risk
- Low risk

CPT basic interpretation plo

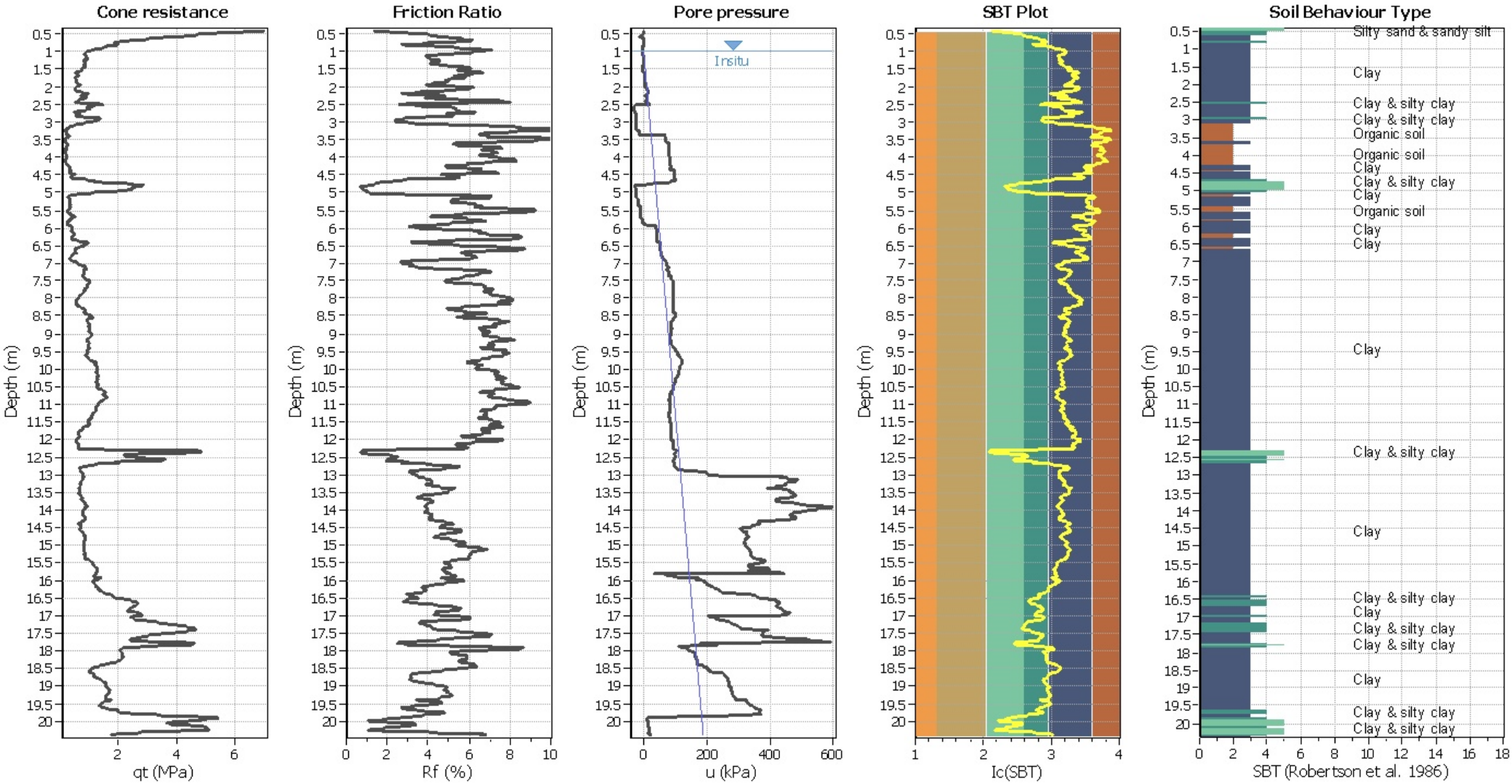

Input parameters and analysis data

Analysis method:	B&I (2014)	Depth to GWT (erthq.):	1.00 m	Fill weight:	N/A
Fines correction method:	B&I (2014)	Average results interval:	3	Transition detect. applied:	No
Points to test:	Based on Ic value	Ic cut-off value:	2.60	K_σ applied:	Yes
Earthquake magnitude M_w:	6.14	Unit weight calculation:	Based on SBT	Clay like behavior applied:	Sands only
Peak ground acceleration:	0.20	Use fill:	No	Limit depth applied:	Yes
Depth to water table (insitu):	1.00 m	Fill height:	N/A	Limit depth:	20.00 m

SBT legend

1. Sensitive fine grained
2. Organic material
3. Clay to silty clay
4. Clayey silt to silty clay
5. Silty sand to sandy silt
6. Clean sand to silty sand
7. Gravely sand to sand
8. Very stiff sand to clayey sand
9. Very stiff fine grained

Liquefaction analysis overall plot

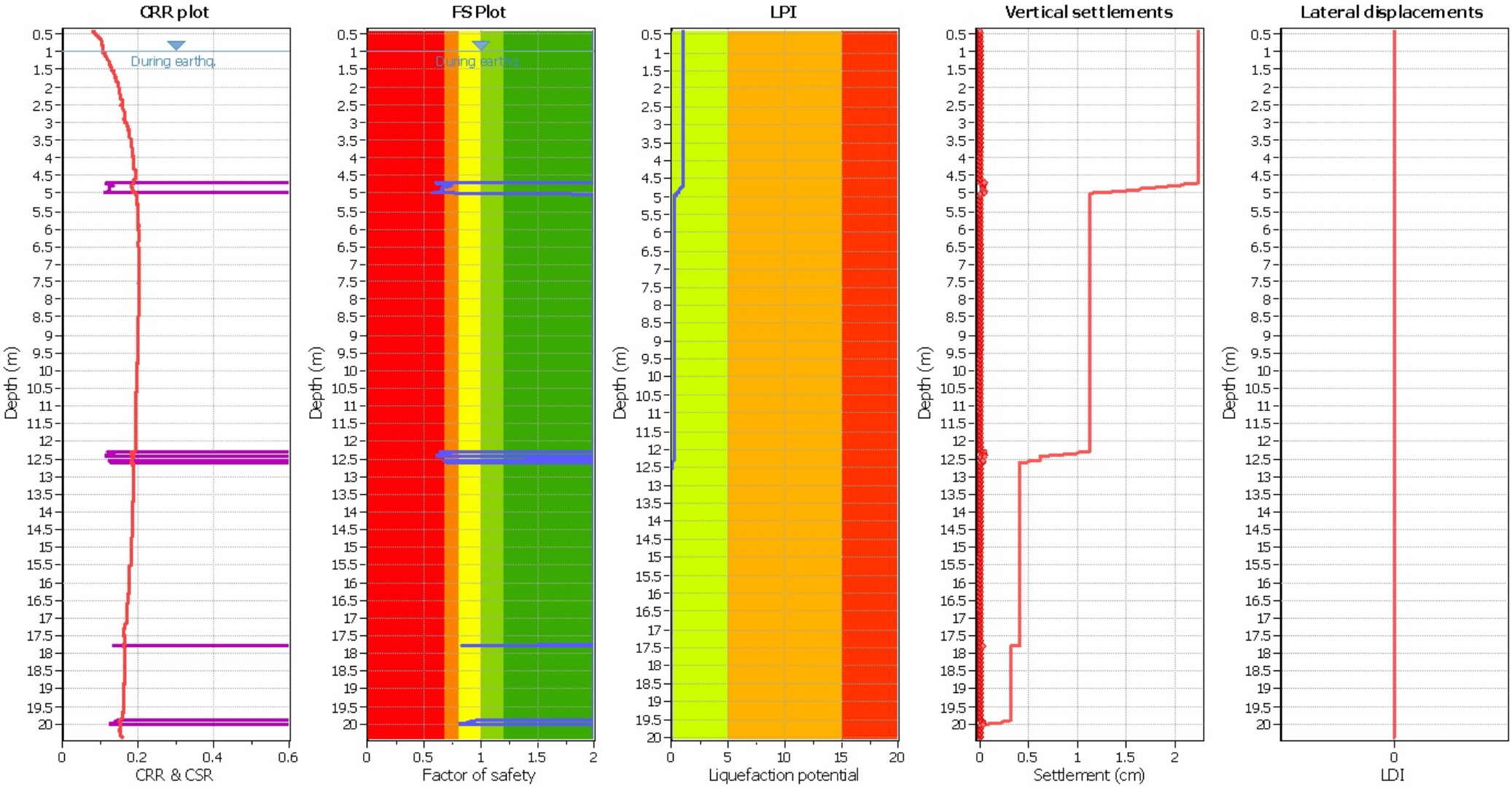

Input parameters and analysis data

Analysis method:	B&I (2014)	Depth to GWT (erthq.):	1.00 m	Fill weight:	N/A
Fines correction method:	B&I (2014)	Average results interval:	3	Transition detect. applied:	No
Points to test:	Based on Ic value	Ic cut-off value:	2.60	K_σ applied:	Yes
Earthquake magnitude M_w:	6.14	Unit weight calculation:	Based on SBT	Clay like behavior applied:	Sands only
Peak ground acceleration:	0.20	Use fill:	No	Limit depth applied:	Yes
Depth to water table (insitu):	1.00 m	Fill height:	N/A	Limit depth:	20.00 m

F.S. color scheme

- Almost certain it will liquefy
- Very likely to liquefy
- Liquefaction and no liq. are equally likely
- Unlike to liquefy
- Almost certain it will not liquefy

LPI color scheme

- Very high risk
- High risk
- Low risk

CPT basic interpretation plo

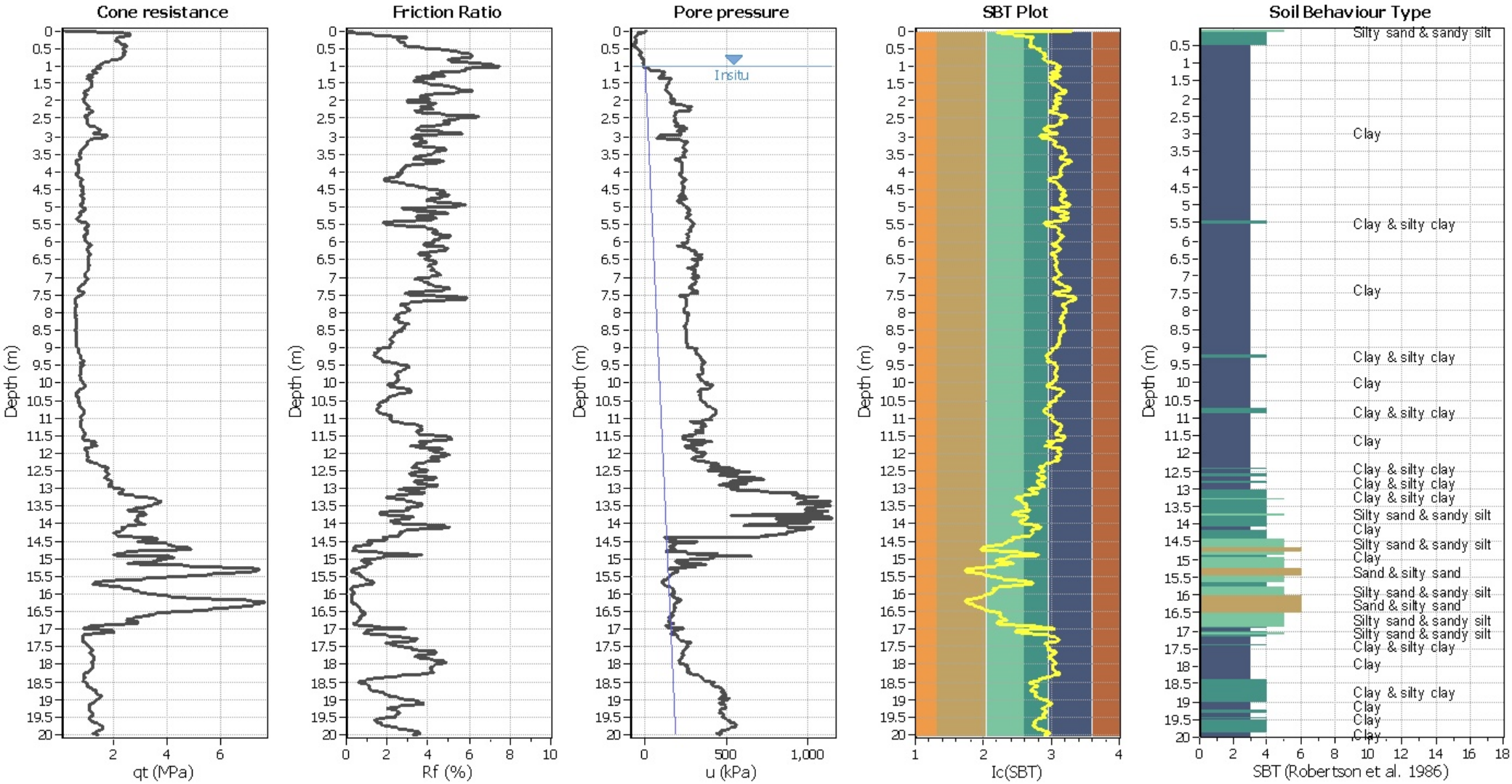

Input parameters and analysis data

Analysis method:	B&I (2014)	Depth to GWT (erthq.):	1.00 m	Fill weight:	N/A
Fines correction method:	B&I (2014)	Average results interval:	3	Transition detect. applied:	No
Points to test:	Based on Ic value	Ic cut-off value:	2.60	K_σ applied:	Yes
Earthquake magnitude M_w:	6.14	Unit weight calculation:	Based on SBT	Clay like behavior applied:	Sands only
Peak ground acceleration:	0.20	Use fill:	No	Limit depth applied:	Yes
Depth to water table (insitu):	1.00 m	Fill height:	N/A	Limit depth:	20.00 m

SBT legend

1. Sensitive fine grained
2. Organic material
3. Clay to silty clay
4. Clayey silt to silty clay
5. Silty sand to sandy silt
6. Clean sand to silty sand
7. Gravely sand to sand
8. Very stiff sand to clayey sand
9. Very stiff fine grained

Liquefaction analysis overall plot

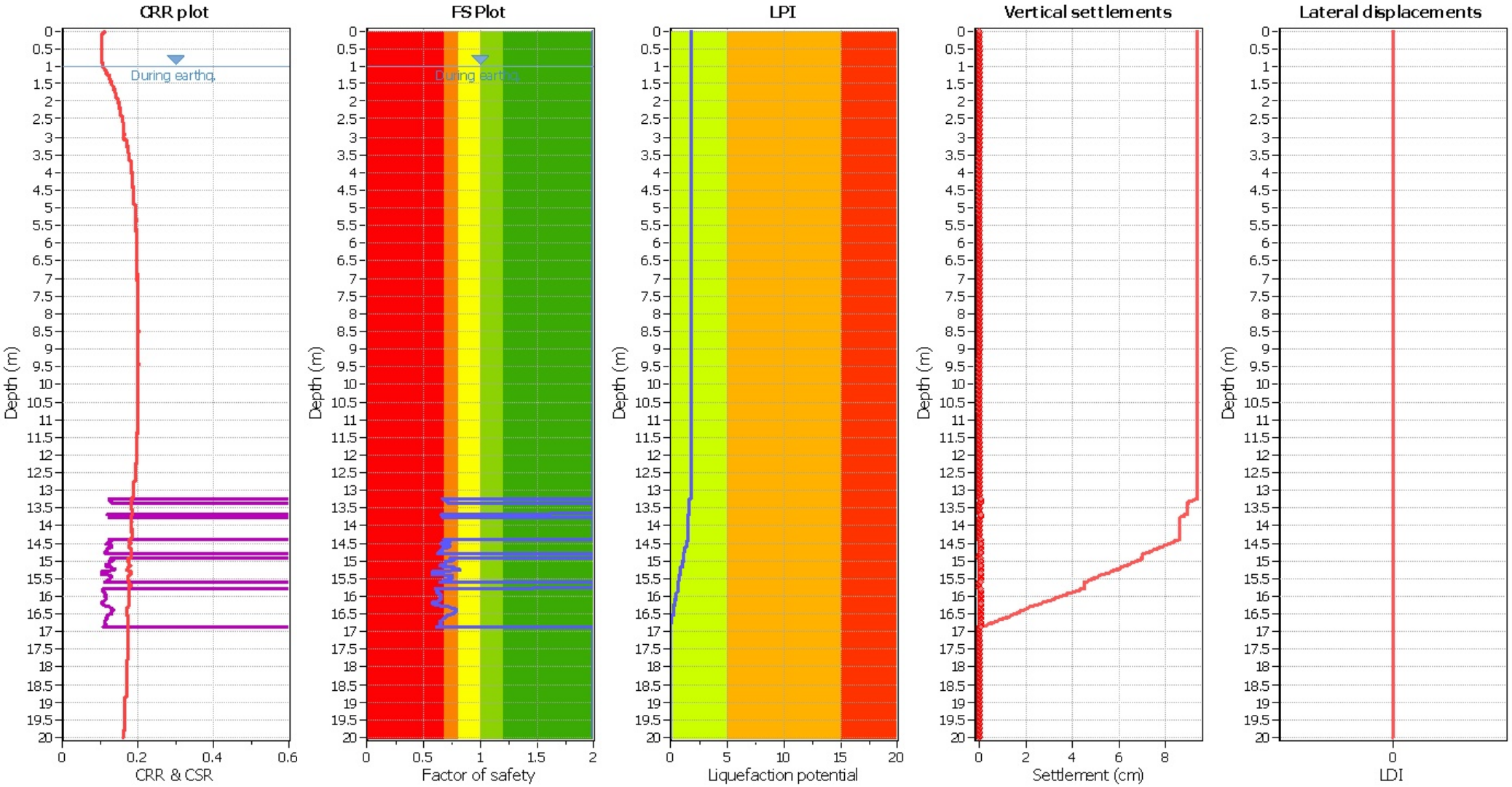

Input parameters and analysis data

Analysis method:	B&I (2014)	Depth to GWT (erthq.):	1.00 m	Fill weight:	N/A
Fines correction method:	B&I (2014)	Average results interval:	3	Transition detect. applied:	No
Points to test:	Based on Ic value	Ic cut-off value:	2.60	K_σ applied:	Yes
Earthquake magnitude M_w:	6.14	Unit weight calculation:	Based on SBT	Clay like behavior applied:	Sands only
Peak ground acceleration:	0.20	Use fill:	No	Limit depth applied:	Yes
Depth to water table (insitu):	1.00 m	Fill height:	N/A	Limit depth:	20.00 m

F.S. color scheme

- Almost certain it will liquefy
- Very likely to liquefy
- Liquefaction and no liq. are equally likely
- Unlike to liquefy
- Almost certain it will not liquefy

LPI color scheme

- Very high risk
- High risk
- Low risk

CPT basic interpretation plo

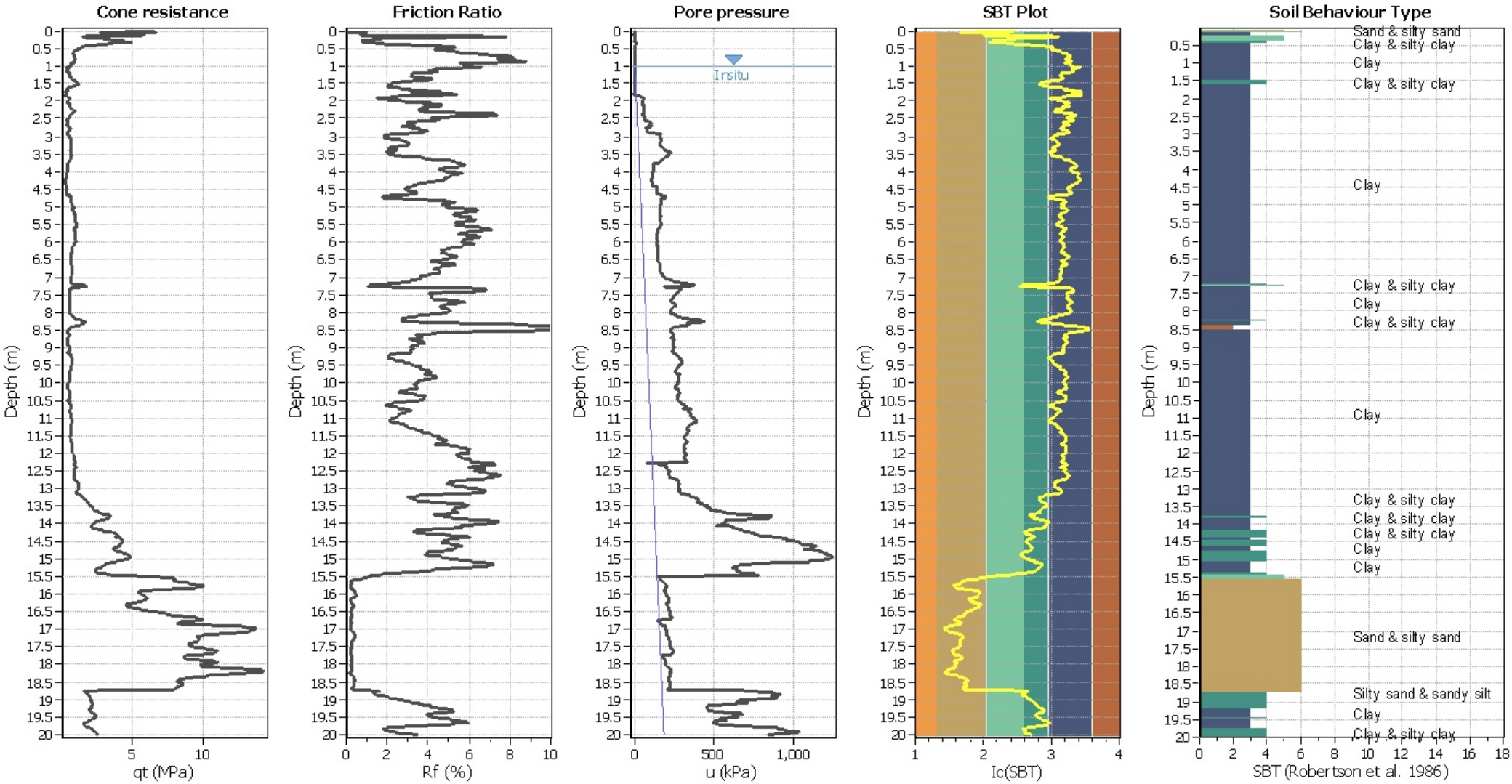

Input parameters and analysis data

Analysis method:	B&I (2014)	Depth to GWT (erthq.):	1.00 m	Fill weight:	N/A
Fines correction method:	B&I (2014)	Average results interval:	3	Transition detect. applied:	No
Points to test:	Based on Ic value	Ic cut-off value:	2.60	K_σ applied:	Yes
Earthquake magnitude M_w:	6.14	Unit weight calculation:	Based on SBT	Clay like behavior applied:	Sands only
Peak ground acceleration:	0.20	Use fill:	No	Limit depth applied:	Yes
Depth to water table (insitu):	1.00 m	Fill height:	N/A	Limit depth:	20.00 m

SBT legend

1. Sensitive fine grained
2. Organic material
3. Clay to silty clay
4. Clayey silt to silty clay
5. Silty sand to sandy silt
6. Clean sand to silty sand
7. Gravely sand to sand
8. Very stiff sand to clayey sand
9. Very stiff fine grained

Liquefaction analysis overall plot

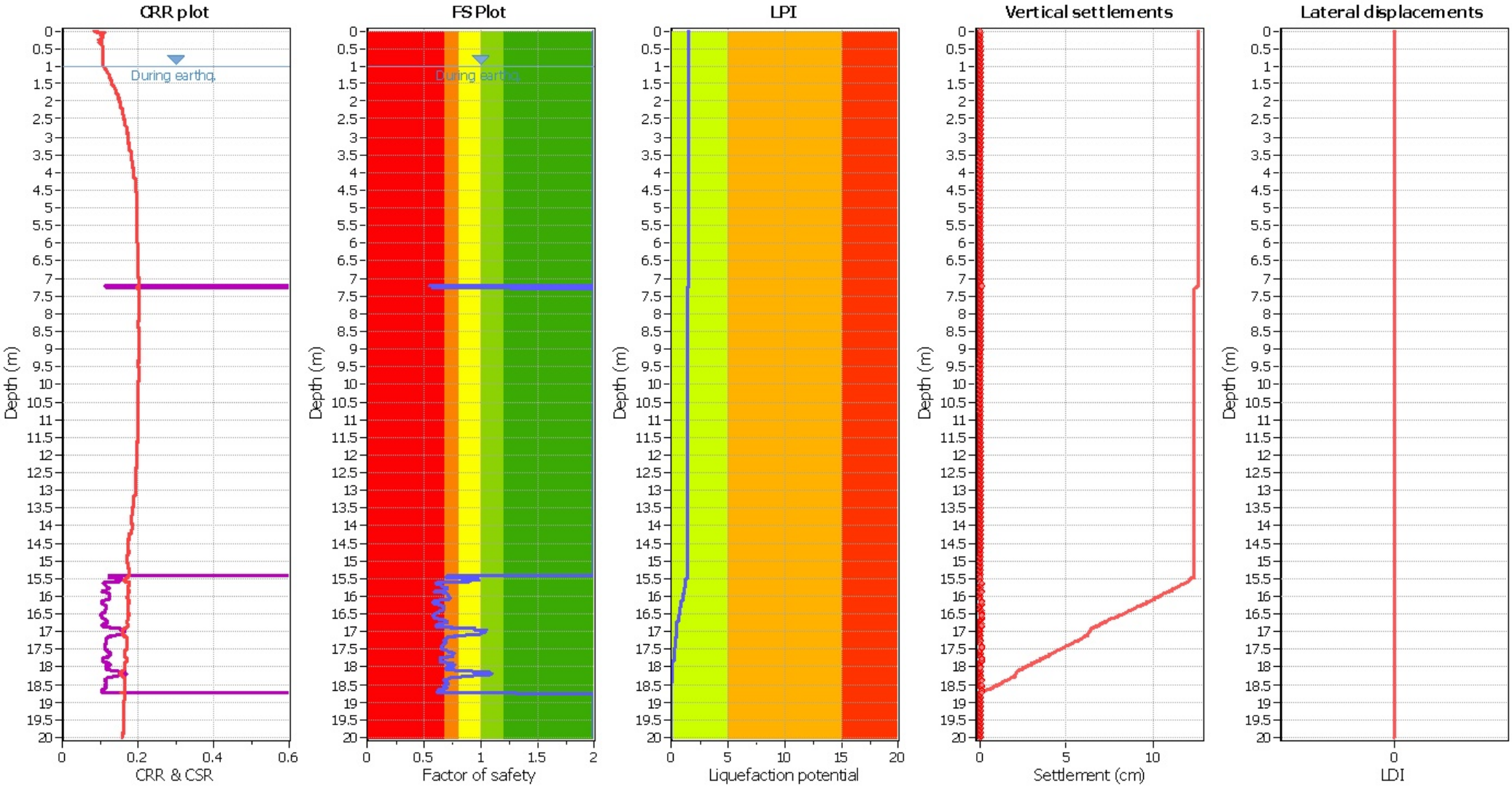

Input parameters and analysis data

Analysis method:	B&I (2014)	Depth to GWT (erthq.):	1.00 m	Fill weight:	N/A
Fines correction method:	B&I (2014)	Average results interval:	3	Transition detect. applied:	No
Points to test:	Based on Ic value	Ic cut-off value:	2.60	K_σ applied:	Yes
Earthquake magnitude M_w:	6.14	Unit weight calculation:	Based on SBT	Clay like behavior applied:	Sands only
Peak ground acceleration:	0.20	Use fill:	No	Limit depth applied:	Yes
Depth to water table (insitu):	1.00 m	Fill height:	N/A	Limit depth:	20.00 m

F.S. color scheme

- Almost certain it will liquefy
- Very likely to liquefy
- Liquefaction and no liq. are equally likely
- Unlike to liquefy
- Almost certain it will not liquefy

LPI color scheme

- Very high risk
- High risk
- Low risk

CPT basic interpretation plo

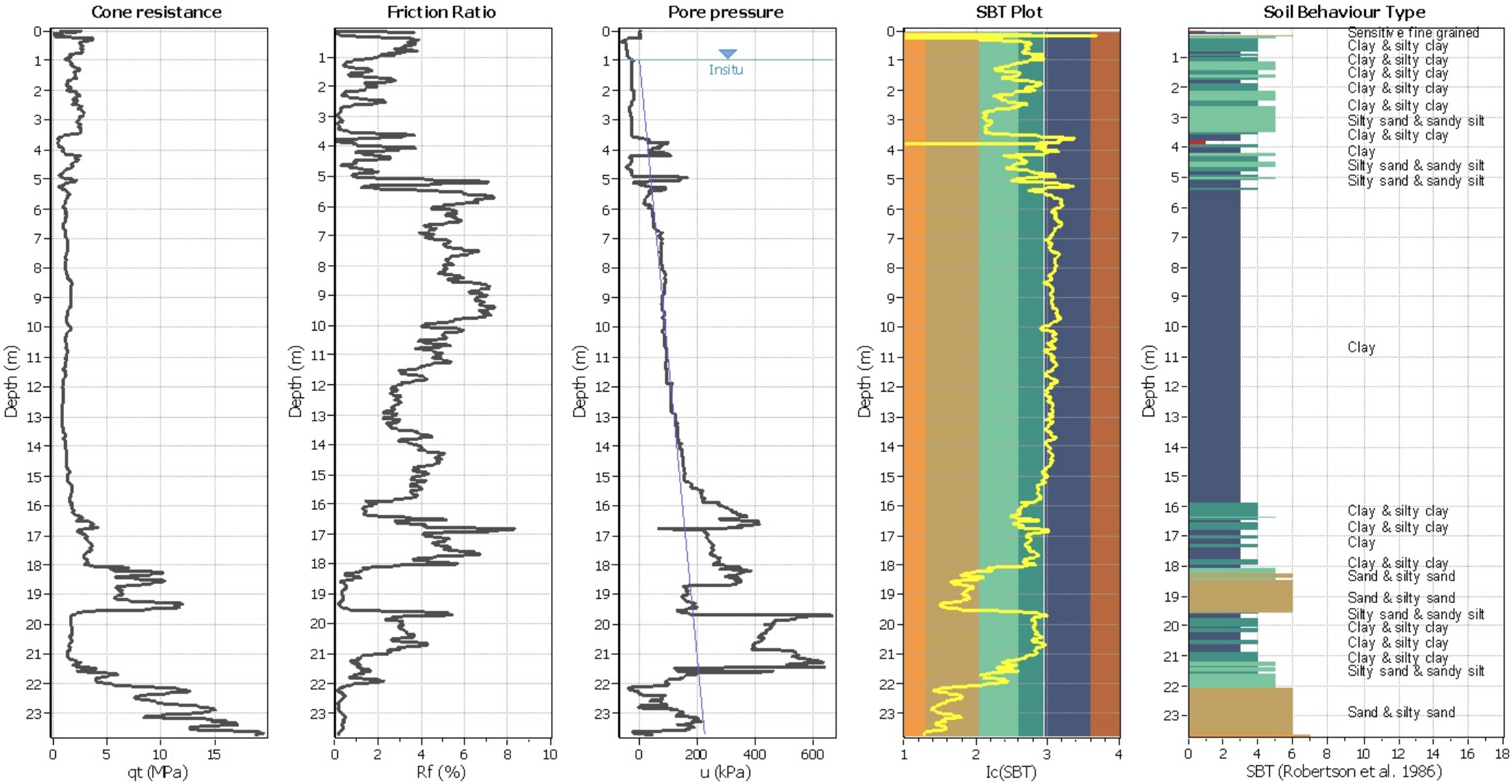

Input parameters and analysis data

Analysis method:	B&I (2014)	Depth to GWT (erthq.):	1.00 m	Fill weight:	N/A
Fines correction method:	B&I (2014)	Average results interval:	3	Transition detect. applied:	No
Points to test:	Based on Ic value	Ic cut-off value:	2.60	K_σ applied:	Yes
Earthquake magnitude M_w:	6.14	Unit weight calculation:	Based on SBT	Clay like behavior applied:	Sands only
Peak ground acceleration:	0.20	Use fill:	No	Limit depth applied:	Yes
Depth to water table (insitu):	1.00 m	Fill height:	N/A	Limit depth:	20.00 m

SBT legend

1. Sensitive fine grained
2. Organic material
3. Clay to silty clay
4. Clayey silt to silty clay
5. Silty sand to sandy silt
6. Clean sand to silty sand
7. Gravely sand to sand
8. Very stiff sand to clayey sand
9. Very stiff fine grained

Liquefaction analysis overall plot

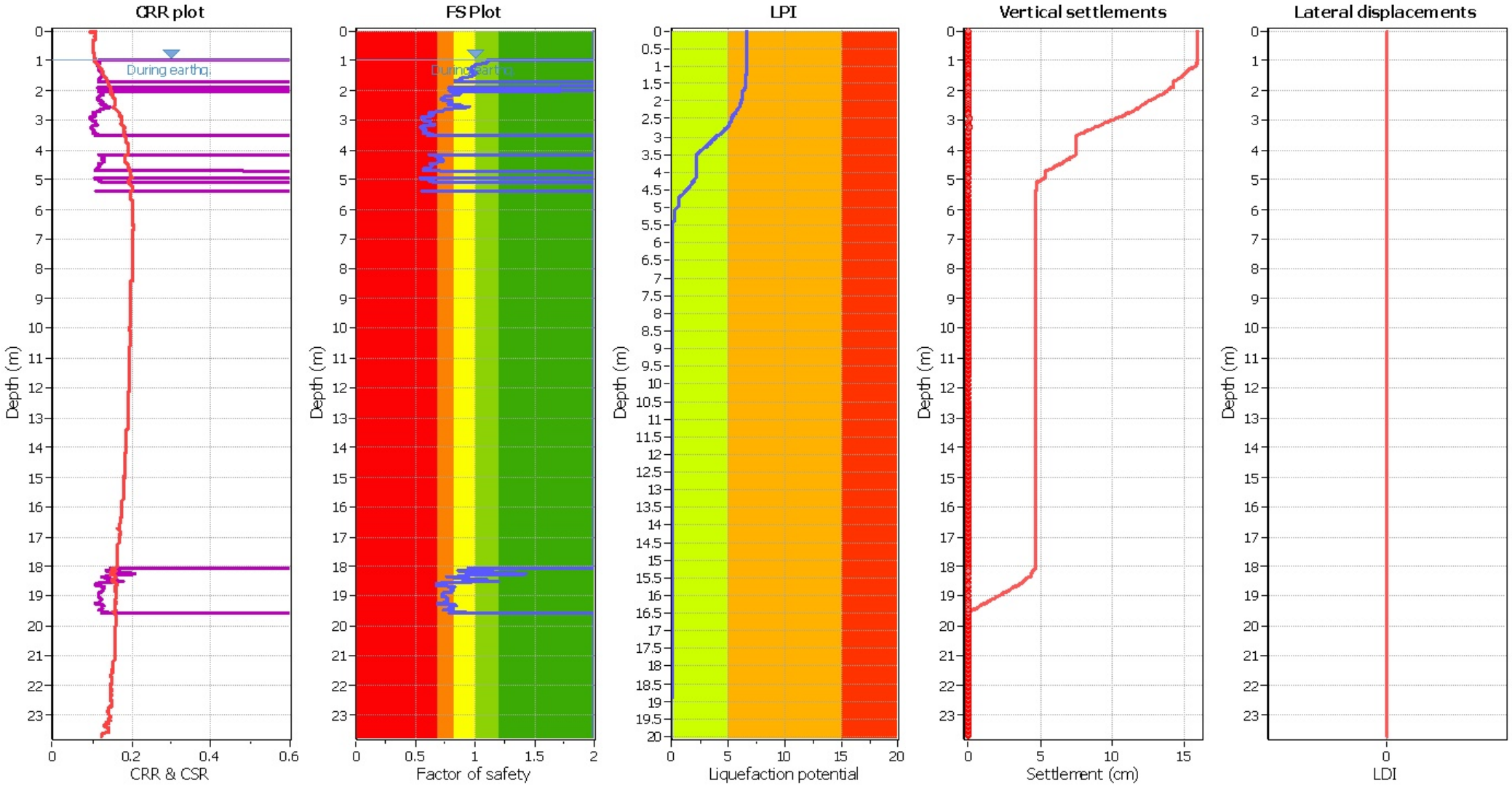

Input parameters and analysis data

Analysis method:	B&I (2014)	Depth to GWT (erthq.):	1.00 m	Fill weight:	N/A
Fines correction method:	B&I (2014)	Average results interval:	3	Transition detect. applied:	No
Points to test:	Based on Ic value	Ic cut-off value:	2.60	K_σ applied:	Yes
Earthquake magnitude M_w:	6.14	Unit weight calculation:	Based on SBT	Clay like behavior applied:	Sands only
Peak ground acceleration:	0.20	Use fill:	No	Limit depth applied:	Yes
Depth to water table (insitu):	1.00 m	Fill height:	N/A	Limit depth:	20.00 m

F.S. color scheme

- Almost certain it will liquefy
- Very likely to liquefy
- Liquefaction and no liq. are equally likely
- Unlike to liquefy
- Almost certain it will not liquefy

LPI color scheme

- Very high risk
- High risk
- Low risk

CPT basic interpretation plo

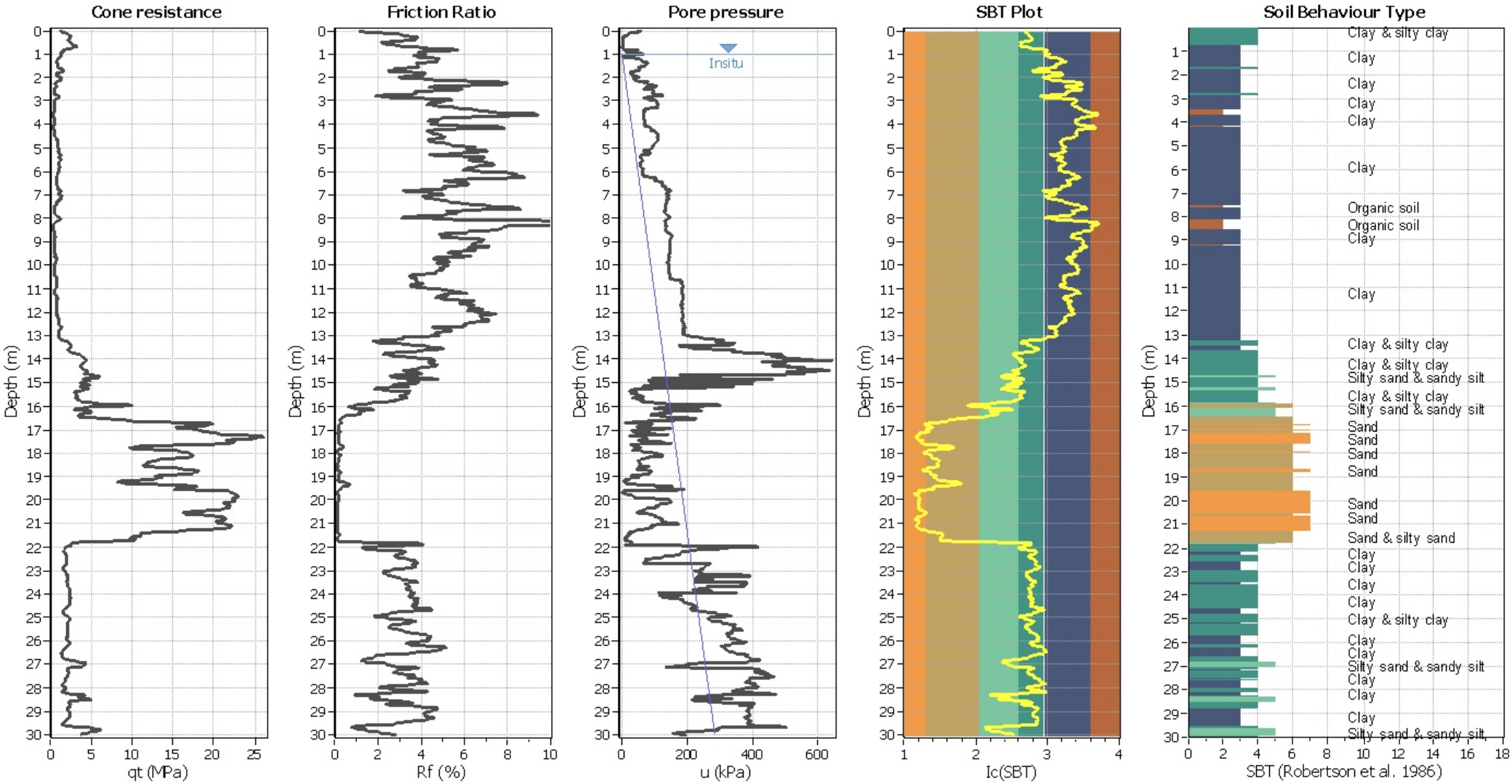

Input parameters and analysis data

Analysis method:	B&I (2014)	Depth to GWT (erthq.):	1.00 m	Fill weight:	N/A
Fines correction method:	B&I (2014)	Average results interval:	3	Transition detect. applied:	No
Points to test:	Based on Ic value	Ic cut-off value:	2.60	K_σ applied:	Yes
Earthquake magnitude M_w:	6.14	Unit weight calculation:	Based on SBT	Clay like behavior applied:	Sands only
Peak ground acceleration:	0.20	Use fill:	No	Limit depth applied:	Yes
Depth to water table (insitu):	1.00 m	Fill height:	N/A	Limit depth:	20.00 m

SBT legend

1. Sensitive fine grained
2. Organic material
3. Clay to silty clay
4. Clayey silt to silty clay
5. Silty sand to sandy silt
6. Clean sand to silty sand
7. Gravely sand to sand
8. Very stiff sand to clayey sand
9. Very stiff fine grained

Liquefaction analysis overall plot

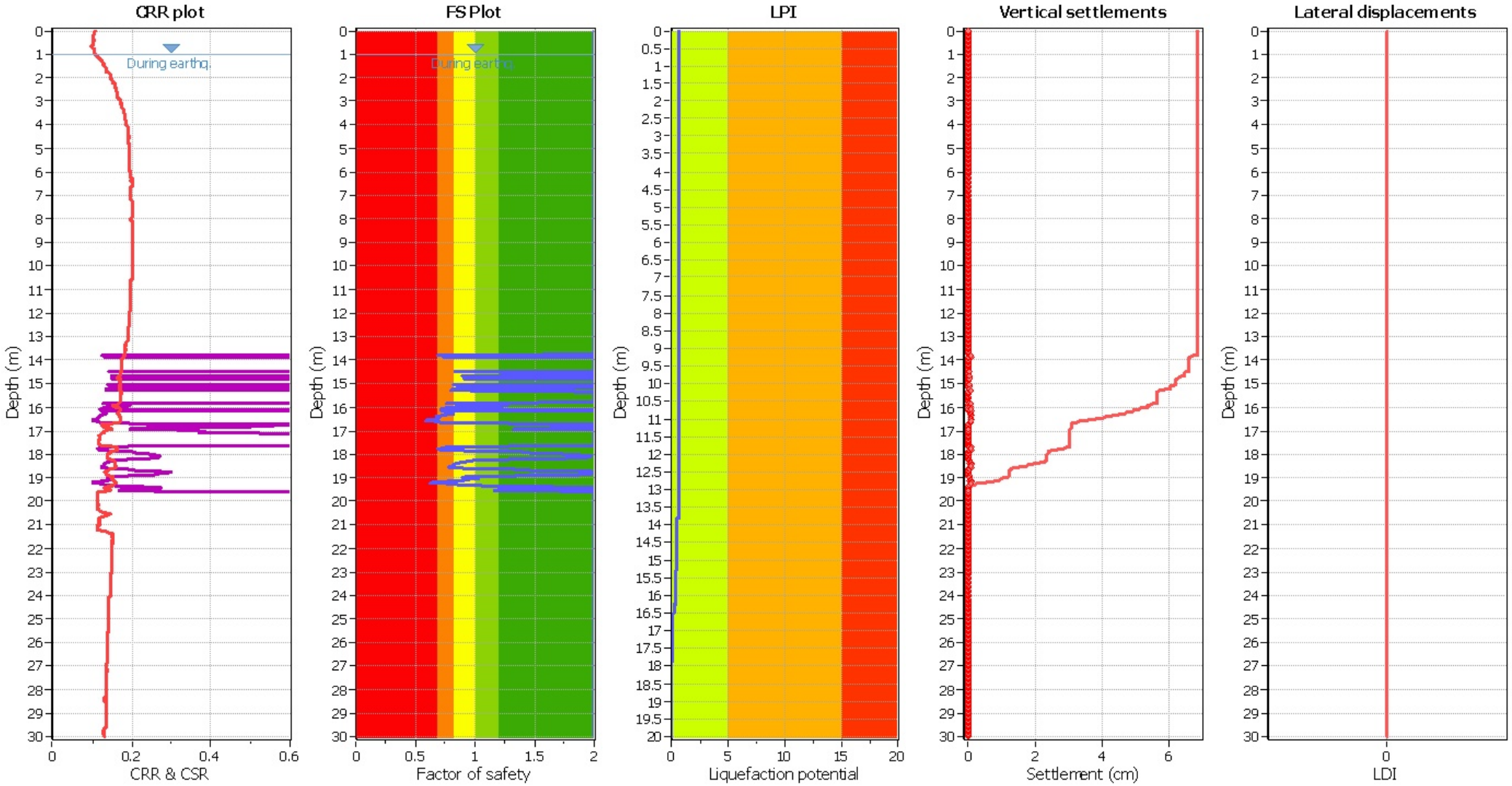

Input parameters and analysis data

Analysis method:	B&I (2014)	Depth to GWT (erthq.):	1.00 m	Fill weight:	N/A
Fines correction method:	B&I (2014)	Average results interval:	3	Transition detect. applied:	No
Points to test:	Based on Ic value	Ic cut-off value:	2.60	K_σ applied:	Yes
Earthquake magnitude M_w:	6.14	Unit weight calculation:	Based on SBT	Clay like behavior applied:	Sands only
Peak ground acceleration:	0.20	Use fill:	No	Limit depth applied:	Yes
Depth to water table (insitu):	1.00 m	Fill height:	N/A	Limit depth:	20.00 m

F.S. color scheme

- Almost certain it will liquefy
- Very likely to liquefy
- Liquefaction and no liq. are equally likely
- Unlike to liquefy
- Almost certain it will not liquefy

LPI color scheme

- Very high risk
- High risk
- Low risk

CPT basic interpretation plo

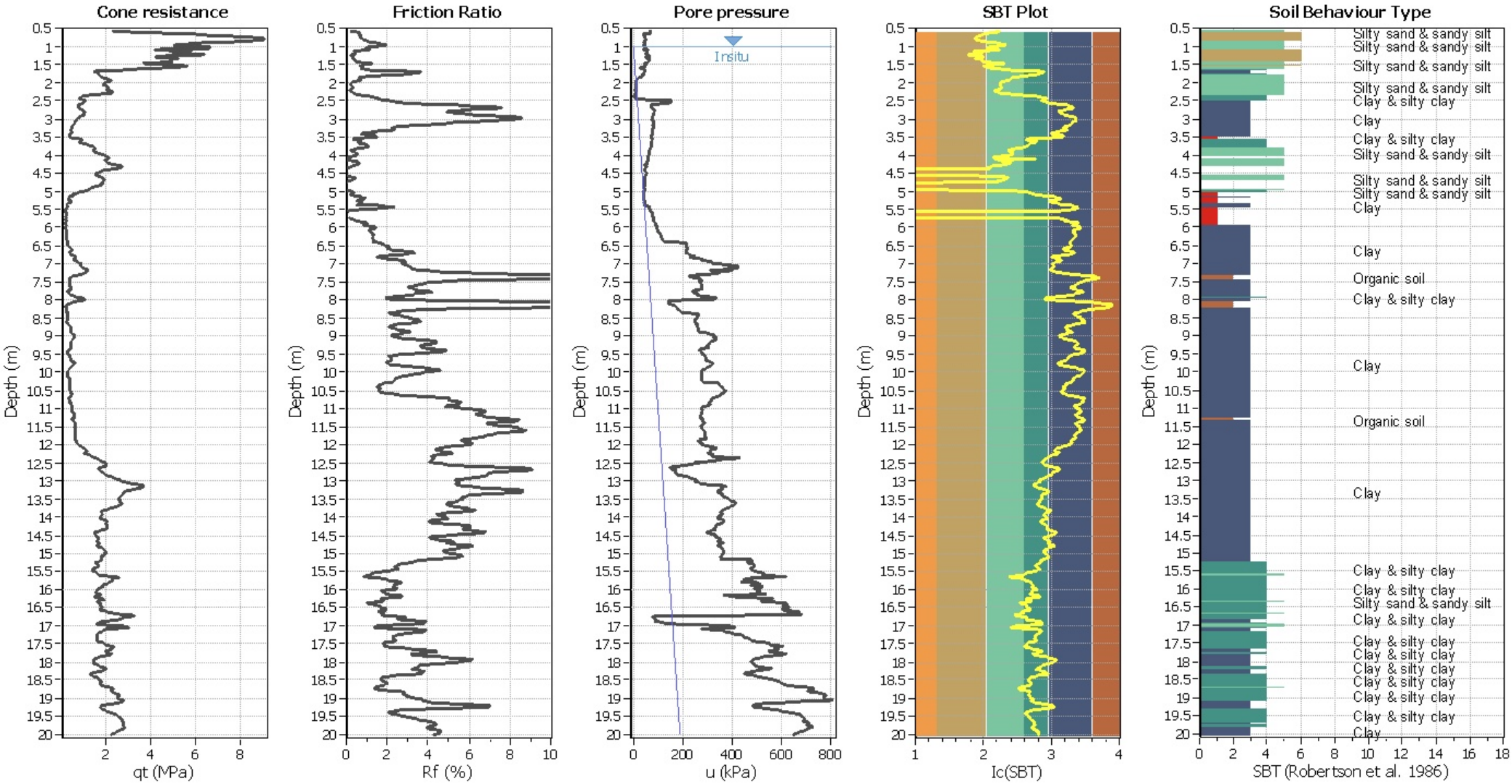

Input parameters and analysis data

Analysis method:	B&I (2014)	Depth to GWT (erthq.):	1.00 m	Fill weight:	N/A
Fines correction method:	B&I (2014)	Average results interval:	3	Transition detect. applied:	No
Points to test:	Based on Ic value	Ic cut-off value:	2.60	K_σ applied:	Yes
Earthquake magnitude M_w:	6.14	Unit weight calculation:	Based on SBT	Clay like behavior applied:	Sands only
Peak ground acceleration:	0.20	Use fill:	No	Limit depth applied:	Yes
Depth to water table (insitu):	1.00 m	Fill height:	N/A	Limit depth:	20.00 m

SBT legend

1. Sensitive fine grained
2. Organic material
3. Clay to silty clay
4. Clayey silt to silty clay
5. Silty sand to sandy silt
6. Clean sand to silty sand
7. Gravely sand to sand
8. Very stiff sand to clayey sand
9. Very stiff fine grained

Liquefaction analysis overall plot

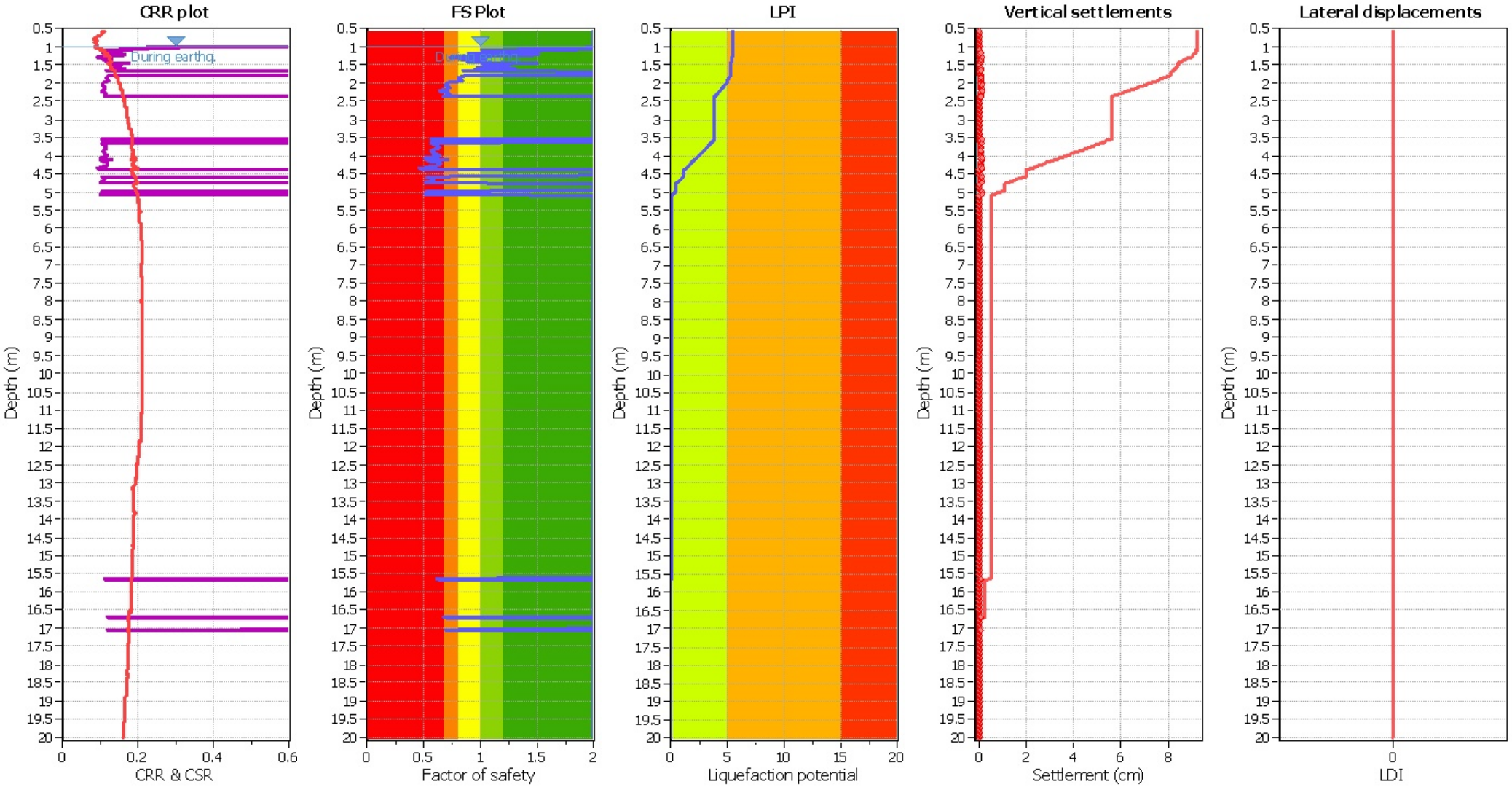

Input parameters and analysis data

Analysis method:	B&I (2014)	Depth to GWT (erthq.):	1.00 m	Fill weight:	N/A
Fines correction method:	B&I (2014)	Average results interval:	3	Transition detect. applied:	No
Points to test:	Based on Ic value	Ic cut-off value:	2.60	K_σ applied:	Yes
Earthquake magnitude M_w:	6.14	Unit weight calculation:	Based on SBT	Clay like behavior applied:	Sands only
Peak ground acceleration:	0.20	Use fill:	No	Limit depth applied:	Yes
Depth to water table (insitu):	1.00 m	Fill height:	N/A	Limit depth:	20.00 m

F.S. color scheme

- Almost certain it will liquefy
- Very likely to liquefy
- Liquefaction and no liq. are equally likely
- Unlike to liquefy
- Almost certain it will not liquefy

LPI color scheme

- Very high risk
- High risk
- Low risk

CPT basic interpretation plo

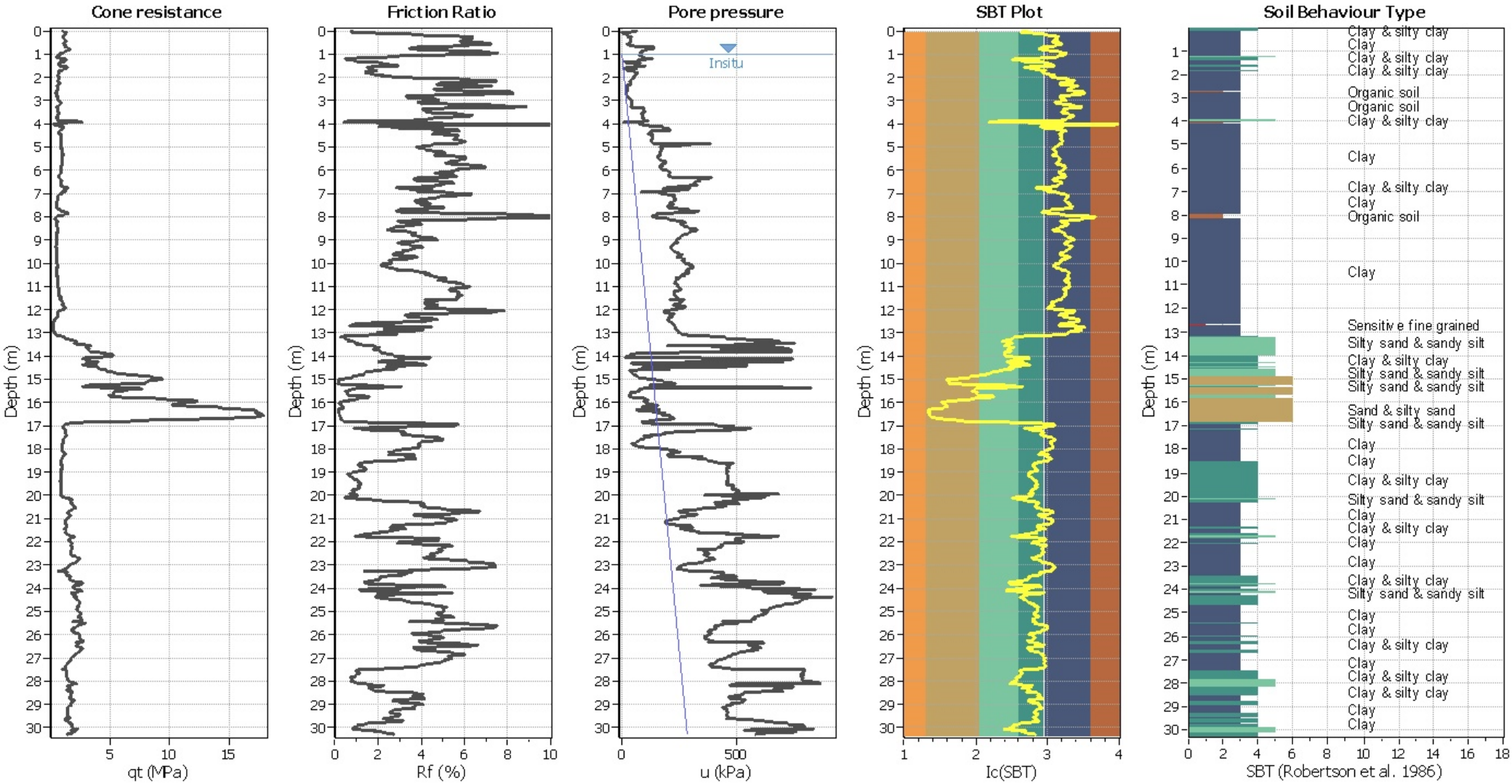

Input parameters and analysis data

Analysis method:	B&I (2014)	Depth to GWT (erthq.):	1.00 m	Fill weight:	N/A
Fines correction method:	B&I (2014)	Average results interval:	3	Transition detect. applied:	No
Points to test:	Based on Ic value	Ic cut-off value:	2.60	K_σ applied:	Yes
Earthquake magnitude M_w:	6.14	Unit weight calculation:	Based on SBT	Clay like behavior applied:	Sands only
Peak ground acceleration:	0.20	Use fill:	No	Limit depth applied:	Yes
Depth to water table (insitu):	1.00 m	Fill height:	N/A	Limit depth:	20.00 m

SBT legend

1. Sensitive fine grained
2. Organic material
3. Clay to silty clay
4. Clayey silt to silty clay
5. Silty sand to sandy silt
6. Clean sand to silty sand
7. Gravely sand to sand
8. Very stiff sand to clayey sand
9. Very stiff fine grained

Liquefaction analysis overall plot

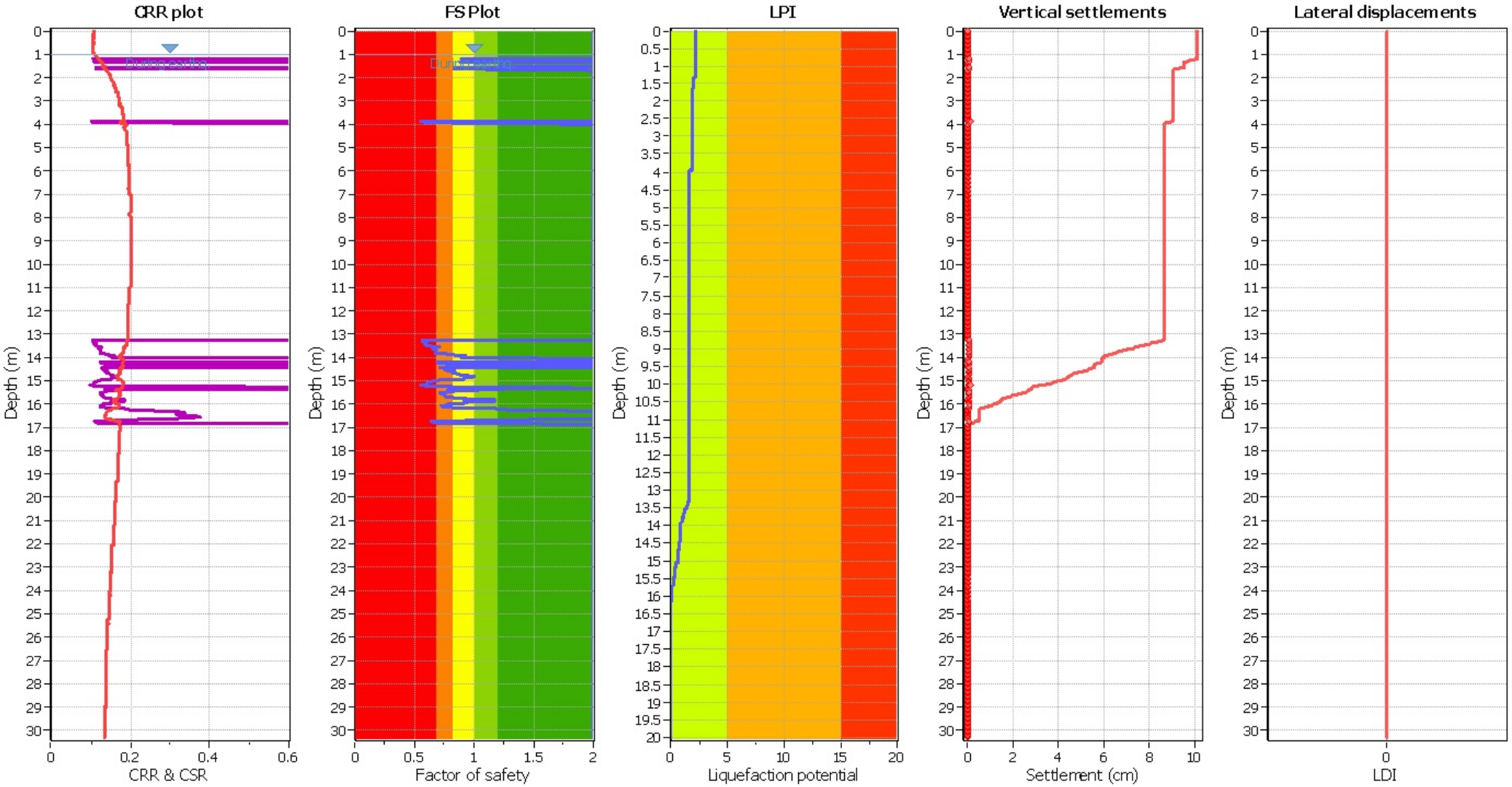

Input parameters and analysis data

Analysis method:	B&I (2014)	Depth to GWT (erthq.):	1.00 m	Fill weight:	N/A
Fines correction method:	B&I (2014)	Average results interval:	3	Transition detect. applied:	No
Points to test:	Based on Ic value	Ic cut-off value:	2.60	K_σ applied:	Yes
Earthquake magnitude M_w:	6.14	Unit weight calculation:	Based on SBT	Clay like behavior applied:	Sands only
Peak ground acceleration:	0.20	Use fill:	No	Limit depth applied:	Yes
Depth to water table (insitu):	1.00 m	Fill height:	N/A	Limit depth:	20.00 m

F.S. color scheme

- Almost certain it will liquefy
- Very likely to liquefy
- Liquefaction and no liq. are equally likely
- Unlike to liquefy
- Almost certain it will not liquefy

LPI color scheme

- Very high risk
- High risk
- Low risk

CPT basic interpretation plo

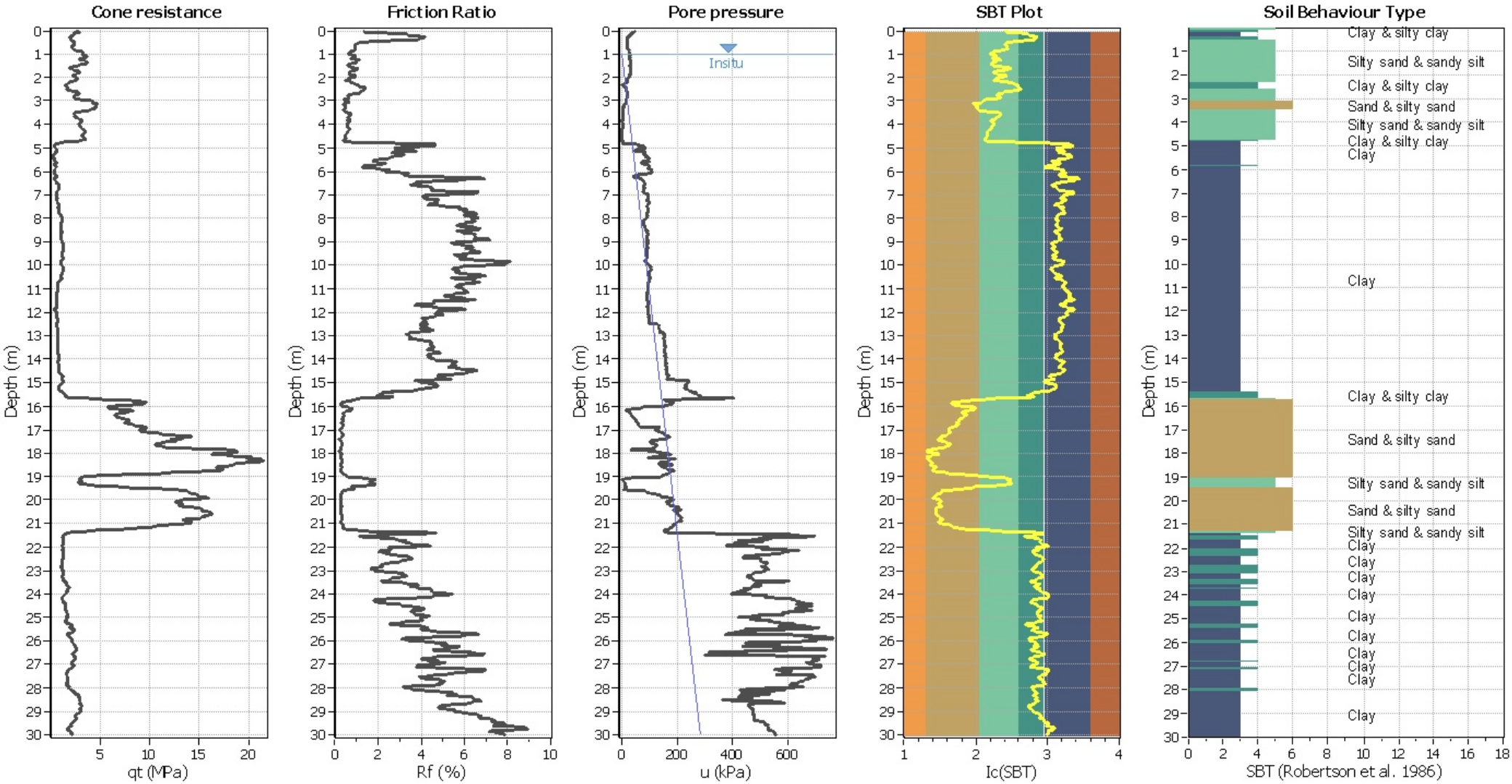

Input parameters and analysis data

Analysis method:	B&I (2014)	Depth to GWT (erthq.):	1.00 m	Fill weight:	N/A
Fines correction method:	B&I (2014)	Average results interval:	3	Transition detect. applied:	No
Points to test:	Based on Ic value	Ic cut-off value:	2.60	K_σ applied:	Yes
Earthquake magnitude M_w:	6.14	Unit weight calculation:	Based on SBT	Clay like behavior applied:	Sands only
Peak ground acceleration:	0.20	Use fill:	No	Limit depth applied:	Yes
Depth to water table (insitu):	1.00 m	Fill height:	N/A	Limit depth:	20.00 m

SBT legend

1. Sensitive fine grained	4. Clayey silt to silty clay	7. Gravely sand to sand
2. Organic material	5. Silty sand to sandy silt	8. Very stiff sand to clayey sand
3. Clay to silty clay	6. Clean sand to silty sand	9. Very stiff fine grained

Liquefaction analysis overall plot

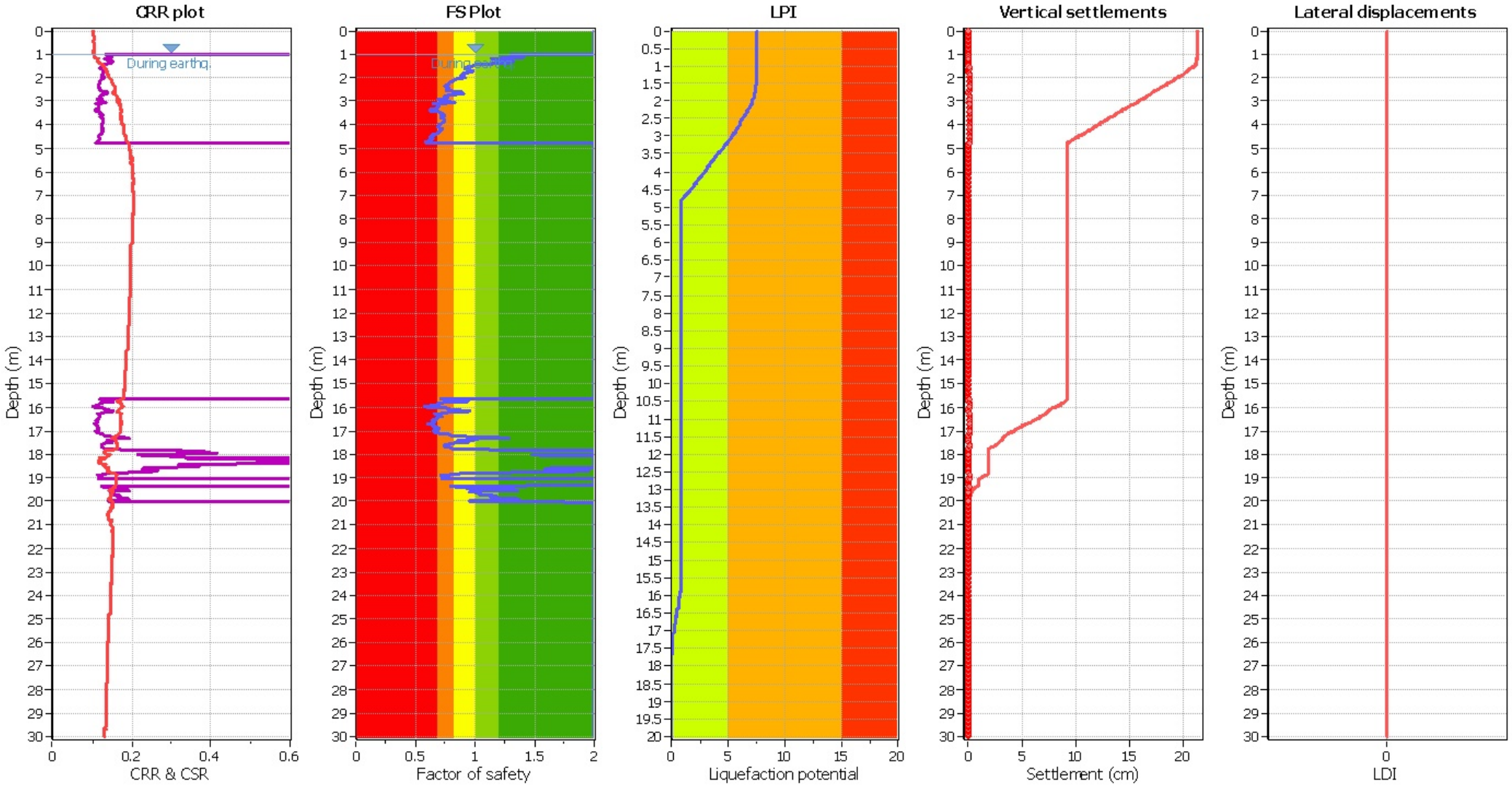

Input parameters and analysis data

Analysis method:	B&I (2014)	Depth to GWT (erthq.):	1.00 m	Fill weight:	N/A
Fines correction method:	B&I (2014)	Average results interval:	3	Transition detect. applied:	No
Points to test:	Based on Ic value	Ic cut-off value:	2.60	K_σ applied:	Yes
Earthquake magnitude M_w:	6.14	Unit weight calculation:	Based on SBT	Clay like behavior applied:	Sands only
Peak ground acceleration:	0.20	Use fill:	No	Limit depth applied:	Yes
Depth to water table (insitu):	1.00 m	Fill height:	N/A	Limit depth:	20.00 m

F.S. color scheme

- Almost certain it will liquefy
- Very likely to liquefy
- Liquefaction and no liq. are equally likely
- Unlike to liquefy
- Almost certain it will not liquefy

LPI color scheme

- Very high risk
- High risk
- Low risk

CPT basic interpretation plo

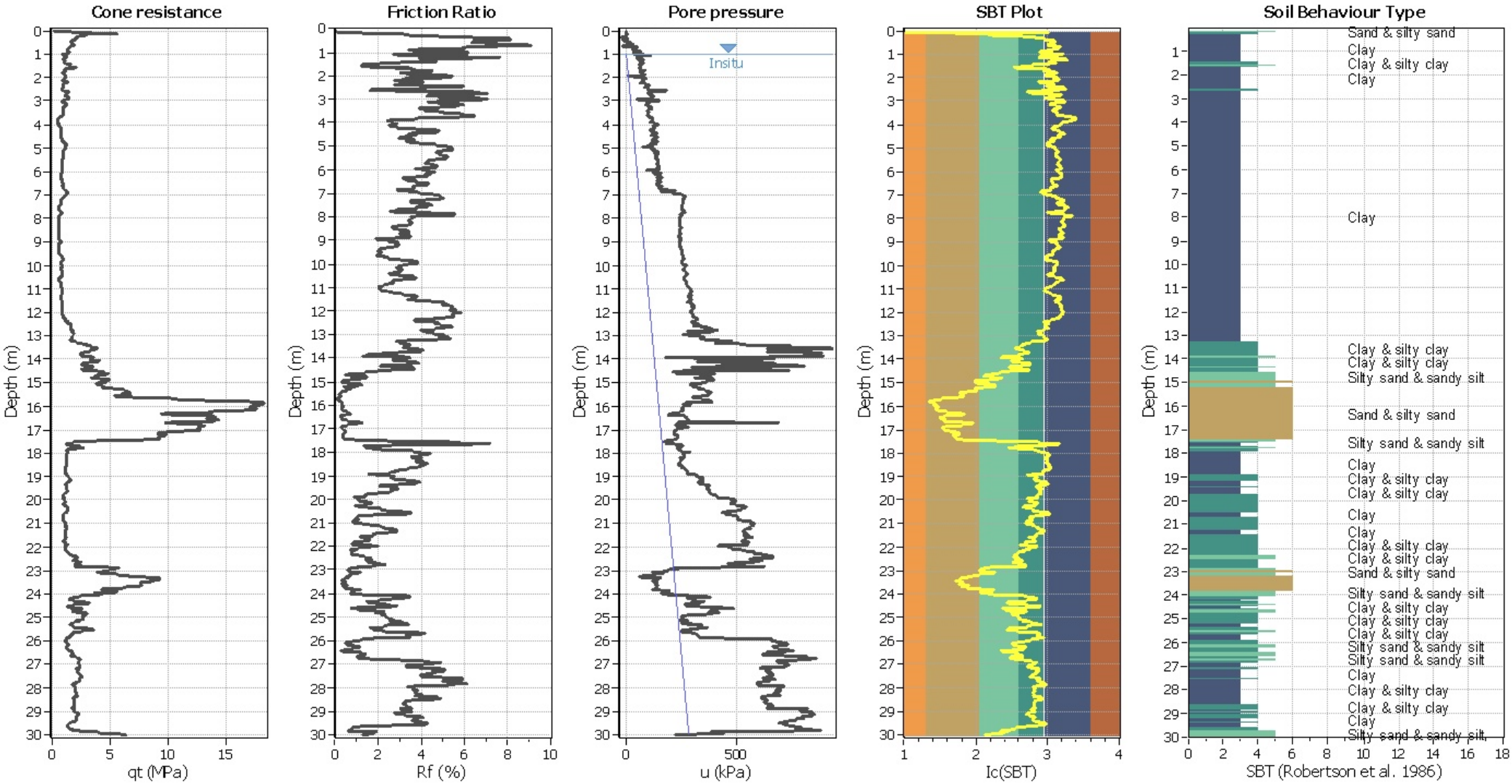

Input parameters and analysis data

Analysis method:	B&I (2014)	Depth to GWT (erthq.):	1.00 m	Fill weight:	N/A
Fines correction method:	B&I (2014)	Average results interval:	3	Transition detect. applied:	No
Points to test:	Based on Ic value	Ic cut-off value:	2.60	K_σ applied:	Yes
Earthquake magnitude M_w:	6.14	Unit weight calculation:	Based on SBT	Clay like behavior applied:	Sands only
Peak ground acceleration:	0.20	Use fill:	No	Limit depth applied:	Yes
Depth to water table (insitu):	1.00 m	Fill height:	N/A	Limit depth:	20.00 m

SBT legend

1. Sensitive fine grained
2. Organic material
3. Clay to silty clay
4. Clayey silt to silty clay
5. Silty sand to sandy silt
6. Clean sand to silty sand
7. Gravely sand to sand
8. Very stiff sand to clayey sand
9. Very stiff fine grained

Liquefaction analysis overall plot

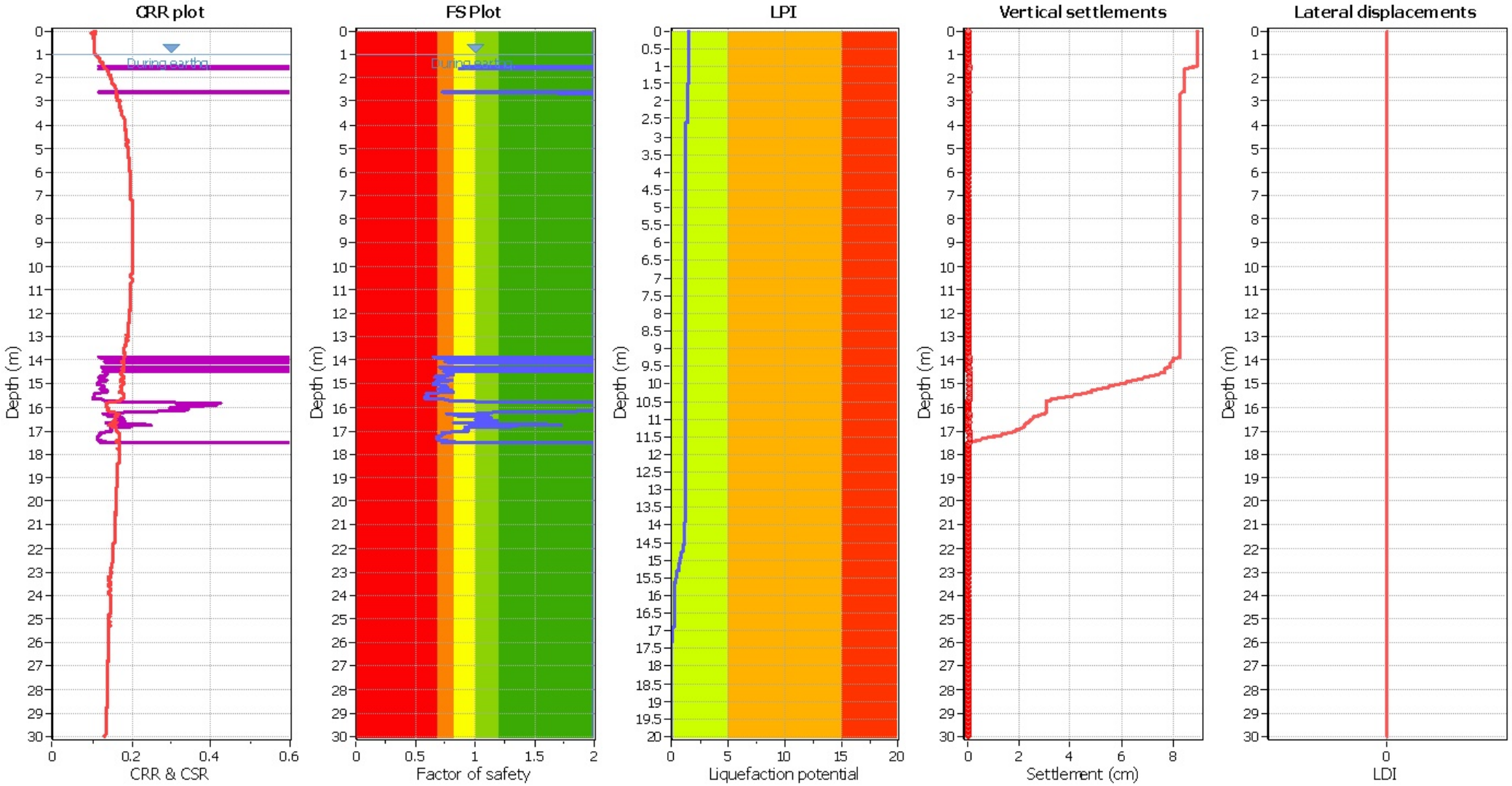

Input parameters and analysis data

Analysis method:	B&I (2014)	Depth to GWT (erthq.):	1.00 m	Fill weight:	N/A
Fines correction method:	B&I (2014)	Average results interval:	3	Transition detect. applied:	No
Points to test:	Based on Ic value	Ic cut-off value:	2.60	K_σ applied:	Yes
Earthquake magnitude M_w:	6.14	Unit weight calculation:	Based on SBT	Clay like behavior applied:	Sands only
Peak ground acceleration:	0.20	Use fill:	No	Limit depth applied:	Yes
Depth to water table (insitu):	1.00 m	Fill height:	N/A	Limit depth:	20.00 m

F.S. color scheme

- Almost certain it will liquefy
- Very likely to liquefy
- Liquefaction and no liq. are equally likely
- Unlike to liquefy
- Almost certain it will not liquefy

LPI color scheme

- Very high risk
- High risk
- Low risk

CPT basic interpretation plo

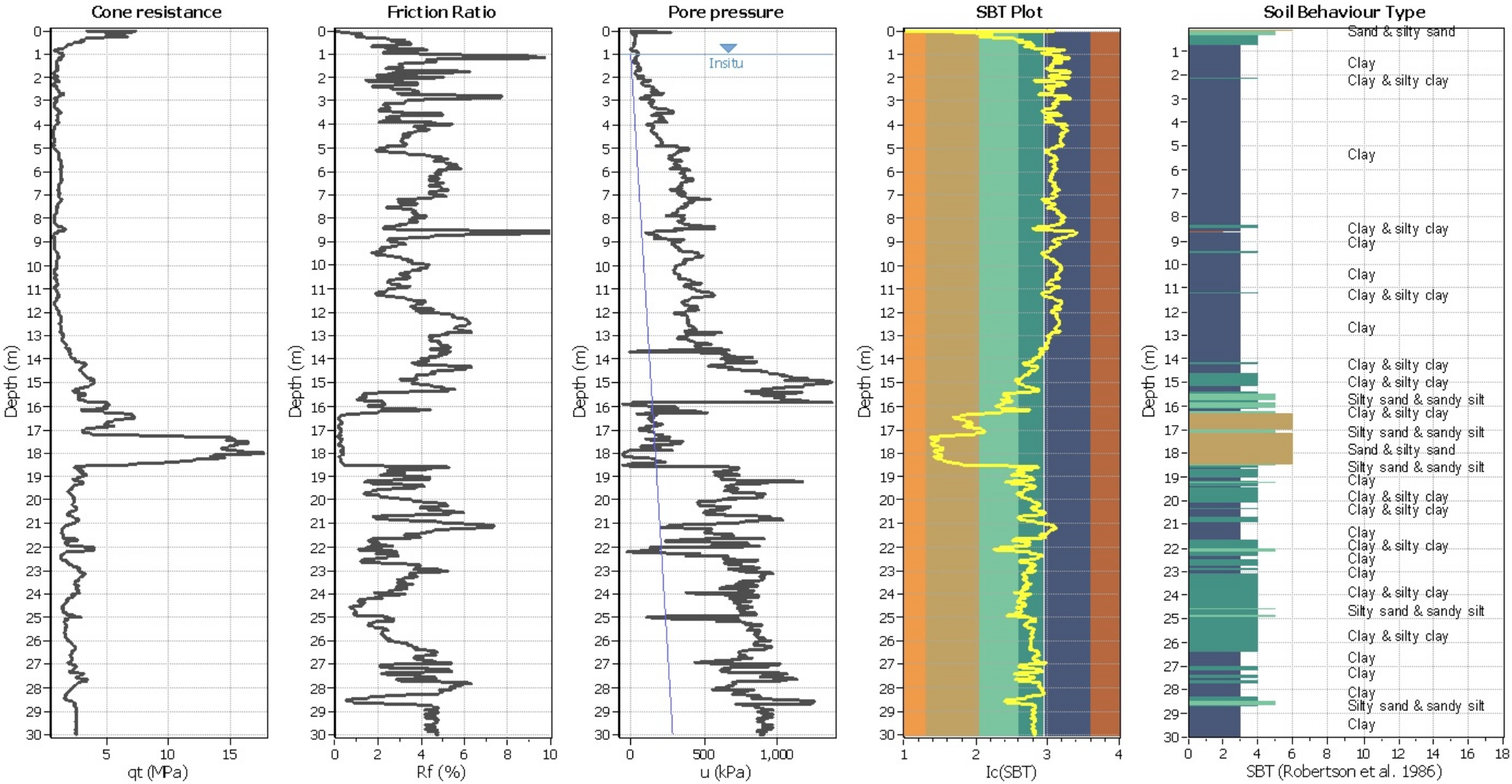

Input parameters and analysis data

Analysis method:	B&I (2014)	Depth to GWT (erthq.):	1.00 m	Fill weight:	N/A
Fines correction method:	B&I (2014)	Average results interval:	3	Transition detect. applied:	No
Points to test:	Based on Ic value	Ic cut-off value:	2.60	K_σ applied:	Yes
Earthquake magnitude M_w:	6.14	Unit weight calculation:	Based on SBT	Clay like behavior applied:	Sands only
Peak ground acceleration:	0.20	Use fill:	No	Limit depth applied:	Yes
Depth to water table (insitu):	1.00 m	Fill height:	N/A	Limit depth:	20.00 m

SBT legend

1. Sensitive fine grained	4. Clayey silt to silty clay	7. Gravely sand to sand
2. Organic material	5. Silty sand to sandy silt	8. Very stiff sand to clayey sand
3. Clay to silty clay	6. Clean sand to silty sand	9. Very stiff fine grained

Liquefaction analysis overall plot

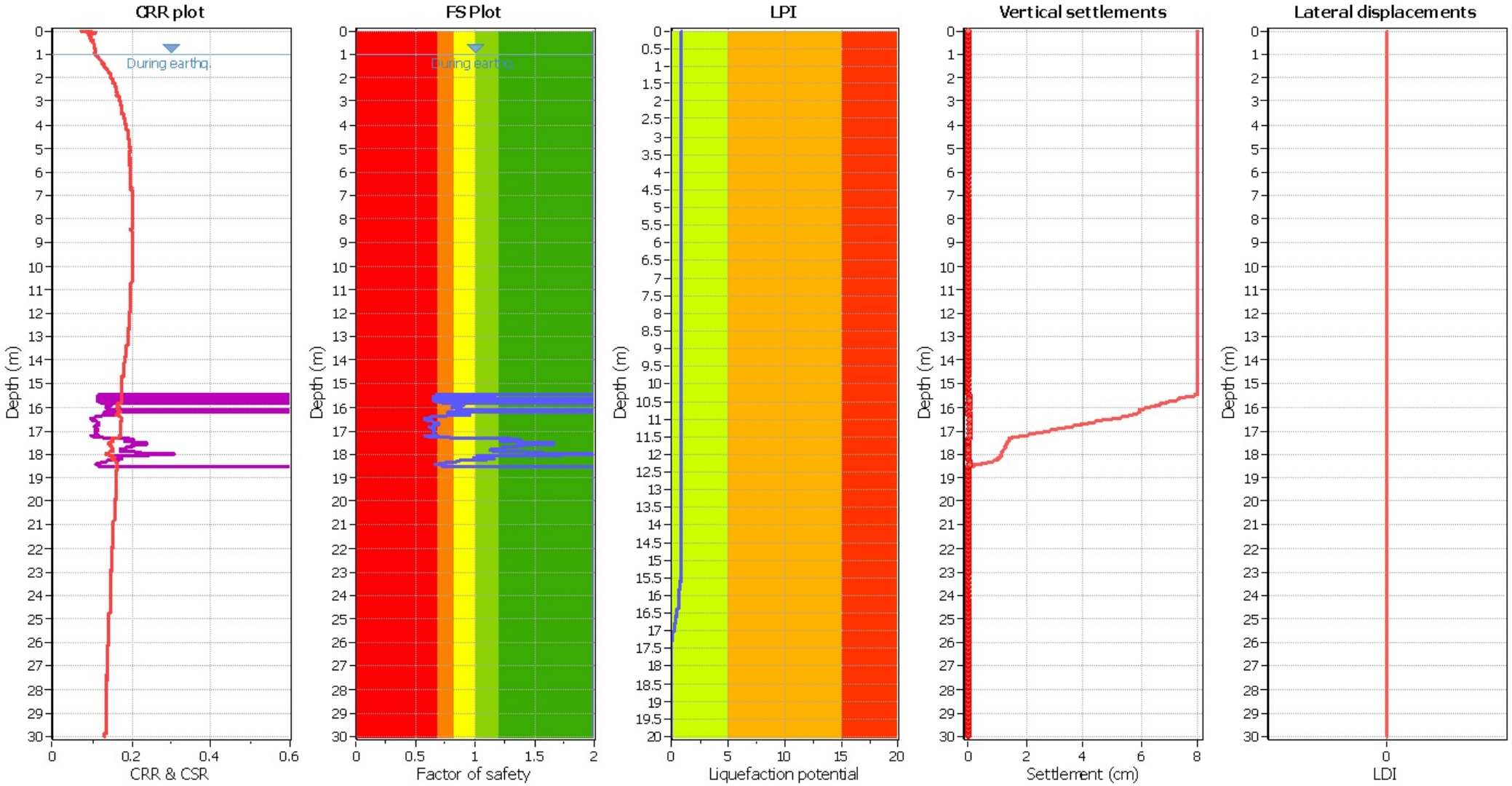

Input parameters and analysis data

Analysis method:	B&I (2014)	Depth to GWT (erthq.):	1.00 m	Fill weight:	N/A
Fines correction method:	B&I (2014)	Average results interval:	3	Transition detect. applied:	No
Points to test:	Based on Ic value	Ic cut-off value:	2.60	K_σ applied:	Yes
Earthquake magnitude M_w:	6.14	Unit weight calculation:	Based on SBT	Clay like behavior applied:	Sands only
Peak ground acceleration:	0.20	Use fill:	No	Limit depth applied:	Yes
Depth to water table (insitu):	1.00 m	Fill height:	N/A	Limit depth:	20.00 m

F.S. color scheme

- Almost certain it will liquefy
- Very likely to liquefy
- Liquefaction and no liq. are equally likely
- Unlike to liquefy
- Almost certain it will not liquefy

LPI color scheme

- Very high risk
- High risk
- Low risk

CPT basic interpretation plo

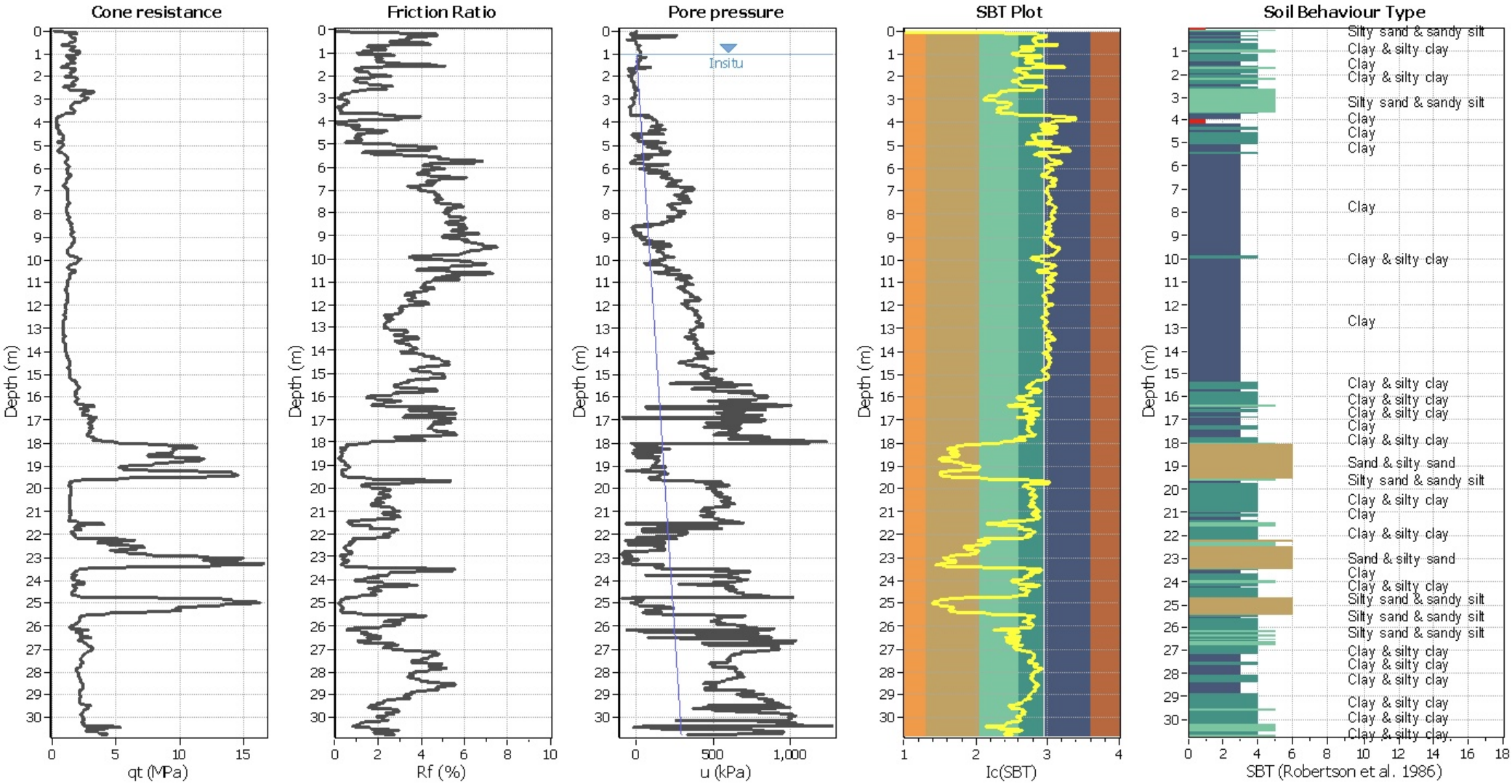

Input parameters and analysis data

Analysis method:	B&I (2014)	Depth to GWT (erthq.):	1.00 m	Fill weight:	N/A
Fines correction method:	B&I (2014)	Average results interval:	3	Transition detect. applied:	No
Points to test:	Based on Ic value	Ic cut-off value:	2.60	K_σ applied:	Yes
Earthquake magnitude M_w:	6.14	Unit weight calculation:	Based on SBT	Clay like behavior applied:	Sands only
Peak ground acceleration:	0.20	Use fill:	No	Limit depth applied:	Yes
Depth to water table (insitu):	1.00 m	Fill height:	N/A	Limit depth:	20.00 m

SBT legend

1. Sensitive fine grained
2. Organic material
3. Clay to silty clay
4. Clayey silt to silty clay
5. Silty sand to sandy silt
6. Clean sand to silty sand
7. Gravely sand to sand
8. Very stiff sand to clayey sand
9. Very stiff fine grained

Liquefaction analysis overall plot

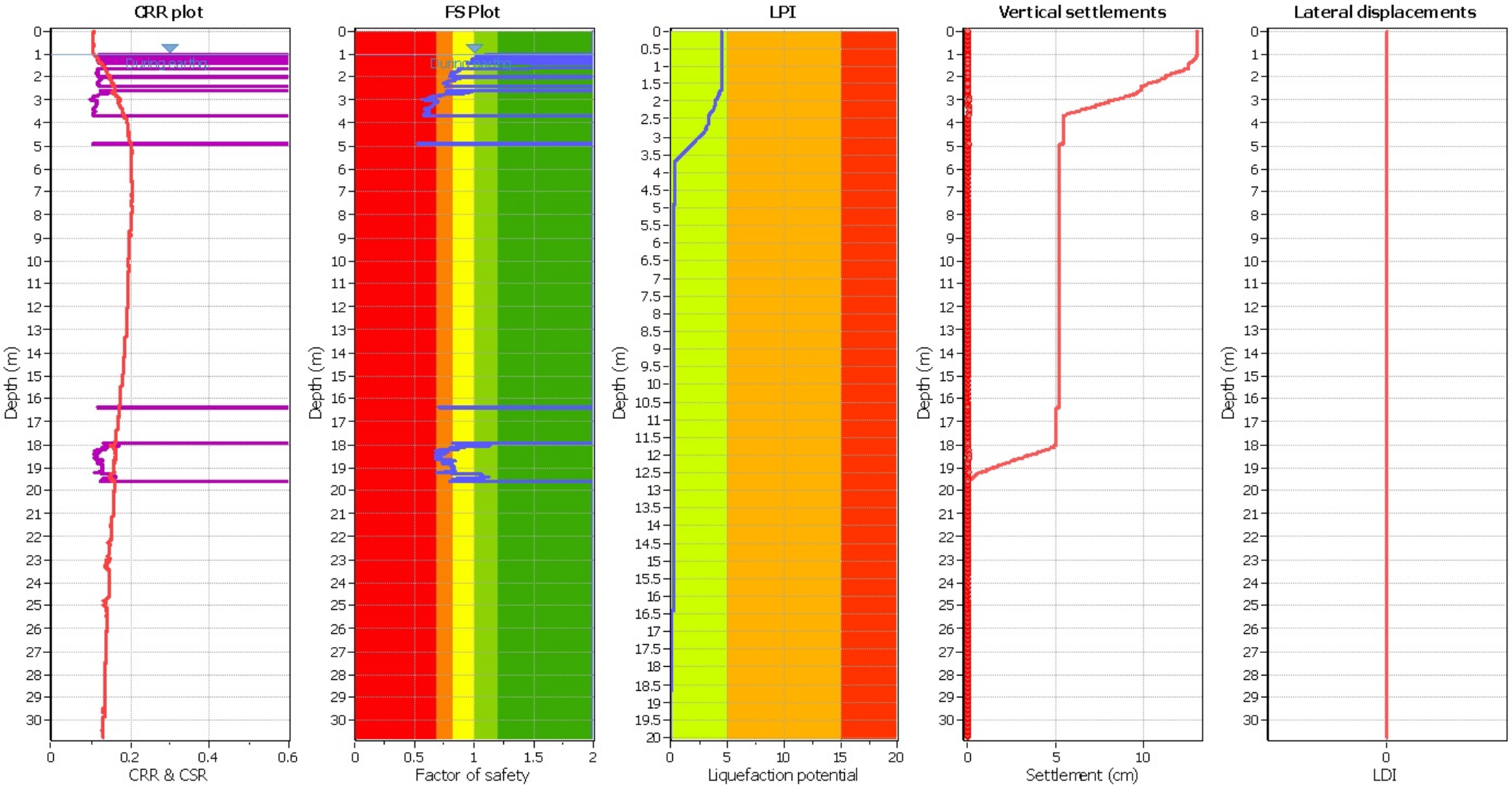

Input parameters and analysis data

Analysis method:	B&I (2014)	Depth to GWT (erthq.):	1.00 m	Fill weight:	N/A
Fines correction method:	B&I (2014)	Average results interval:	3	Transition detect. applied:	No
Points to test:	Based on Ic value	Ic cut-off value:	2.60	K_σ applied:	Yes
Earthquake magnitude M_w:	6.14	Unit weight calculation:	Based on SBT	Clay like behavior applied:	Sands only
Peak ground acceleration:	0.20	Use fill:	No	Limit depth applied:	Yes
Depth to water table (insitu):	1.00 m	Fill height:	N/A	Limit depth:	20.00 m

F.S. color scheme

- Almost certain it will liquefy
- Very likely to liquefy
- Liquefaction and no liq. are equally likely
- Unlike to liquefy
- Almost certain it will not liquefy

LPI color scheme

- Very high risk
- High risk
- Low risk

CPT basic interpretation plo

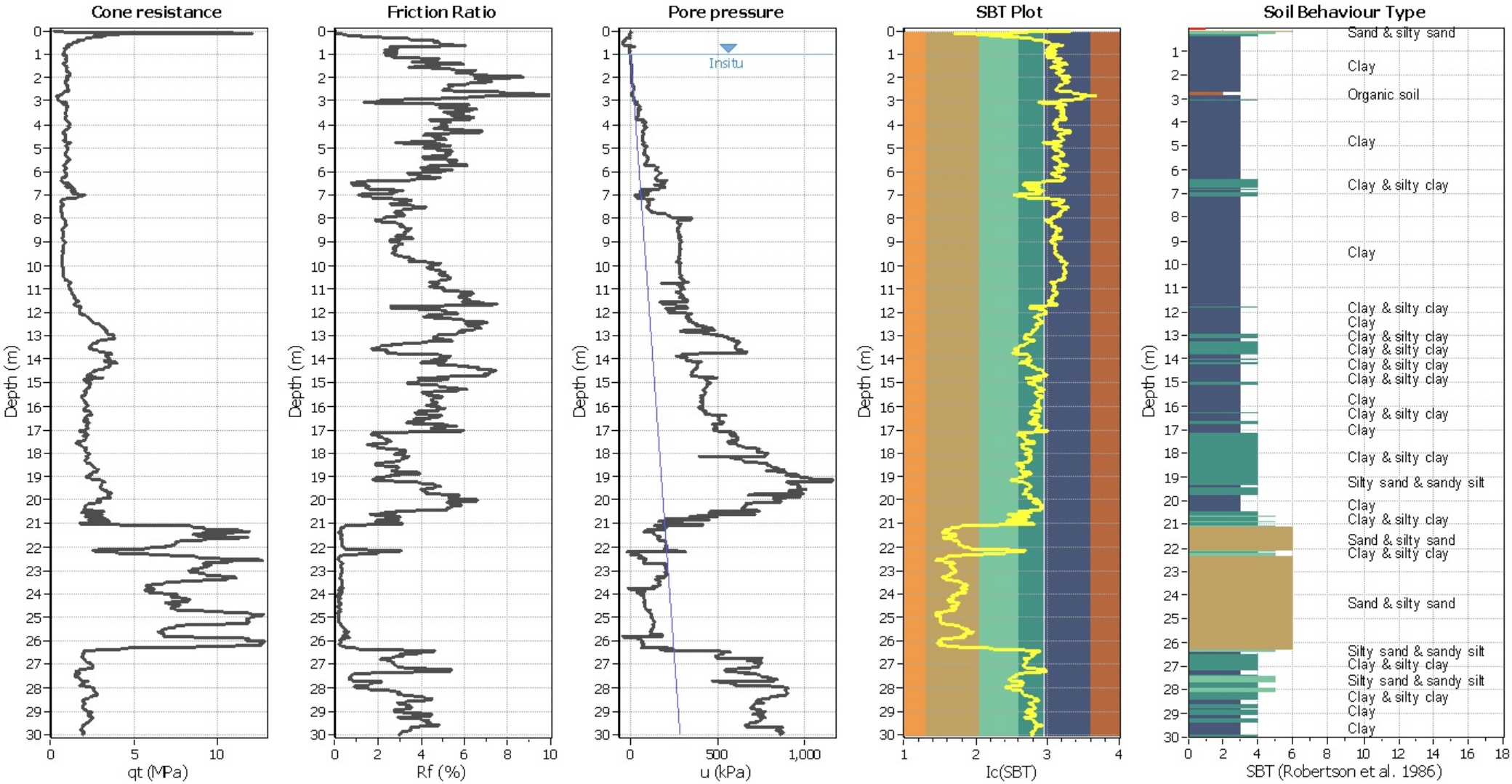

Input parameters and analysis data

Analysis method:	B&I (2014)	Depth to GWT (erthq.):	1.00 m	Fill weight:	N/A
Fines correction method:	B&I (2014)	Average results interval:	3	Transition detect. applied:	No
Points to test:	Based on Ic value	Ic cut-off value:	2.60	K_σ applied:	Yes
Earthquake magnitude M_w:	6.14	Unit weight calculation:	Based on SBT	Clay like behavior applied:	Sands only
Peak ground acceleration:	0.20	Use fill:	No	Limit depth applied:	Yes
Depth to water table (insitu):	1.00 m	Fill height:	N/A	Limit depth:	20.00 m

SBT legend

1. Sensitive fine grained
2. Organic material
3. Clay to silty clay
4. Clayey silt to silty clay
5. Silty sand to sandy silt
6. Clean sand to silty sand
7. Gravely sand to sand
8. Very stiff sand to clayey sand
9. Very stiff fine grained

Liquefaction analysis overall plot

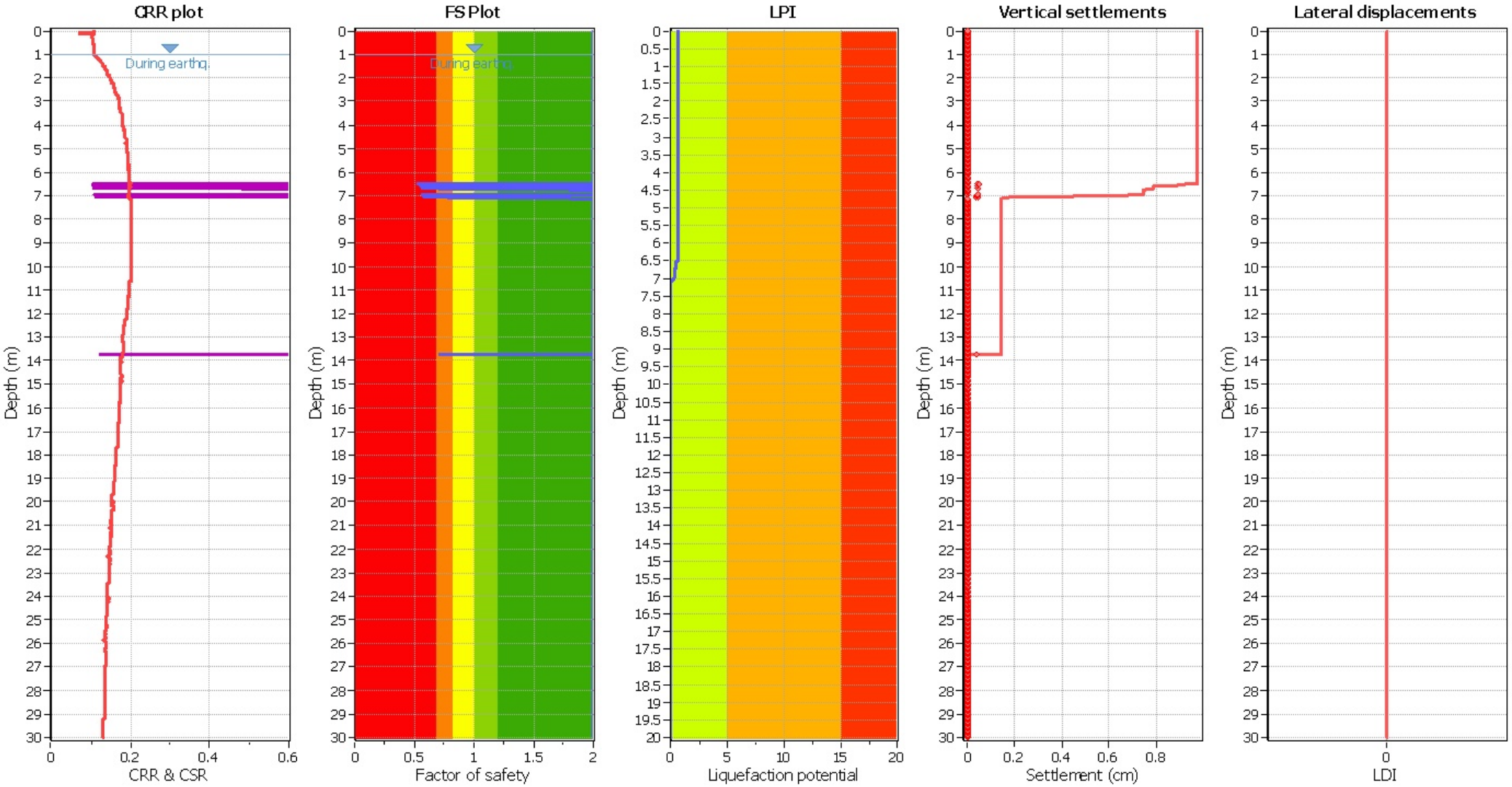

Input parameters and analysis data

Analysis method:	B&I (2014)	Depth to GWT (erthq.):	1.00 m	Fill weight:	N/A
Fines correction method:	B&I (2014)	Average results interval:	3	Transition detect. applied:	No
Points to test:	Based on Ic value	Ic cut-off value:	2.60	K_σ applied:	Yes
Earthquake magnitude M_w:	6.14	Unit weight calculation:	Based on SBT	Clay like behavior applied:	Sands only
Peak ground acceleration:	0.20	Use fill:	No	Limit depth applied:	Yes
Depth to water table (insitu):	1.00 m	Fill height:	N/A	Limit depth:	20.00 m

F.S. color scheme

- Almost certain it will liquefy
- Very likely to liquefy
- Liquefaction and no liq. are equally likely
- Unlike to liquefy
- Almost certain it will not liquefy

LPI color scheme

- Very high risk
- High risk
- Low risk

CPT basic interpretation plo

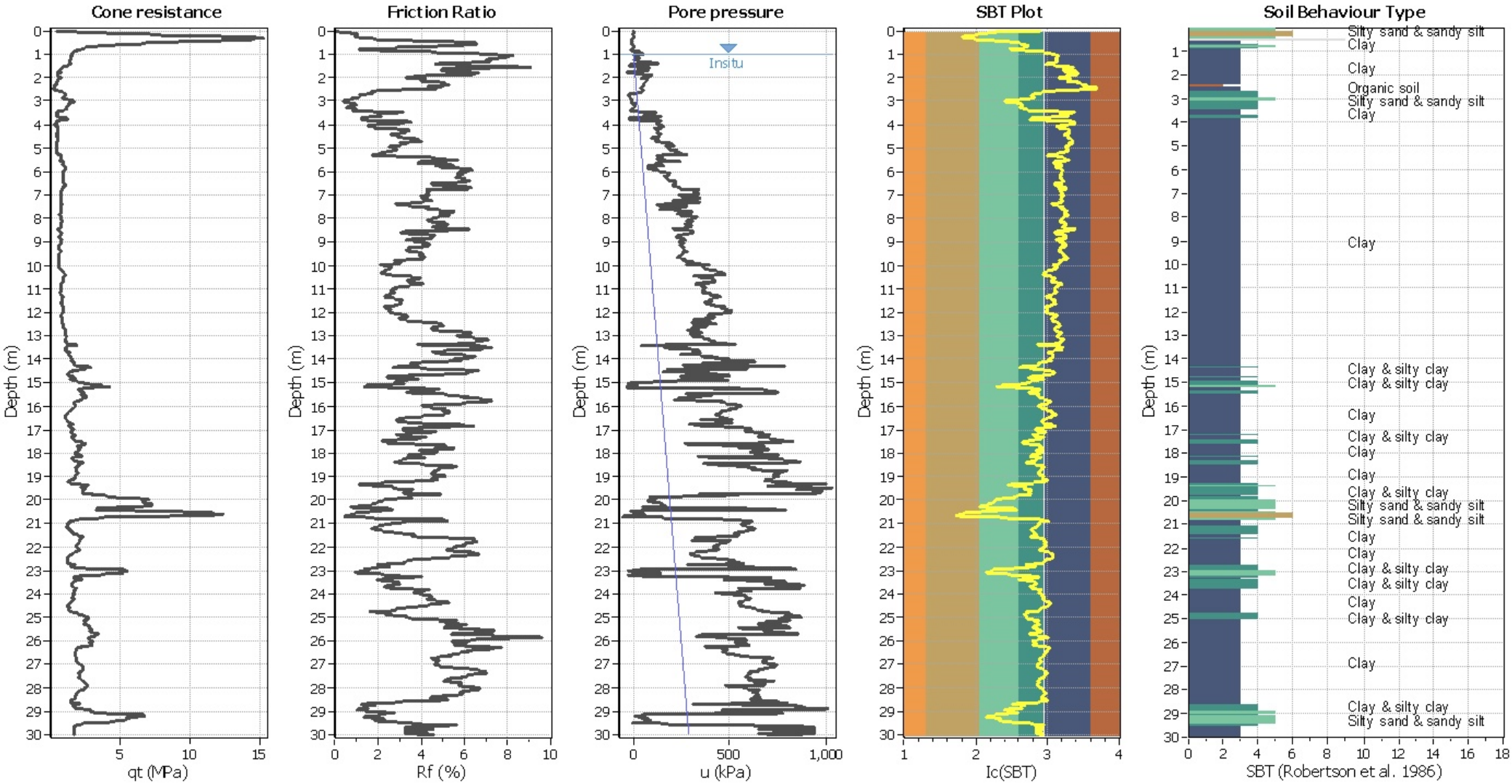

Input parameters and analysis data

Analysis method:	B&I (2014)	Depth to GWT (erthq.):	1.00 m	Fill weight:	N/A
Fines correction method:	B&I (2014)	Average results interval:	3	Transition detect. applied:	No
Points to test:	Based on Ic value	Ic cut-off value:	2.60	K_σ applied:	Yes
Earthquake magnitude M_w:	6.14	Unit weight calculation:	Based on SBT	Clay like behavior applied:	Sands only
Peak ground acceleration:	0.20	Use fill:	No	Limit depth applied:	Yes
Depth to water table (insitu):	1.00 m	Fill height:	N/A	Limit depth:	20.00 m

SBT legend

1. Sensitive fine grained
2. Organic material
3. Clay to silty clay
4. Clayey silt to silty clay
5. Silty sand to sandy silt
6. Clean sand to silty sand
7. Gravely sand to sand
8. Very stiff sand to clayey sand
9. Very stiff fine grained

Liquefaction analysis overall plot

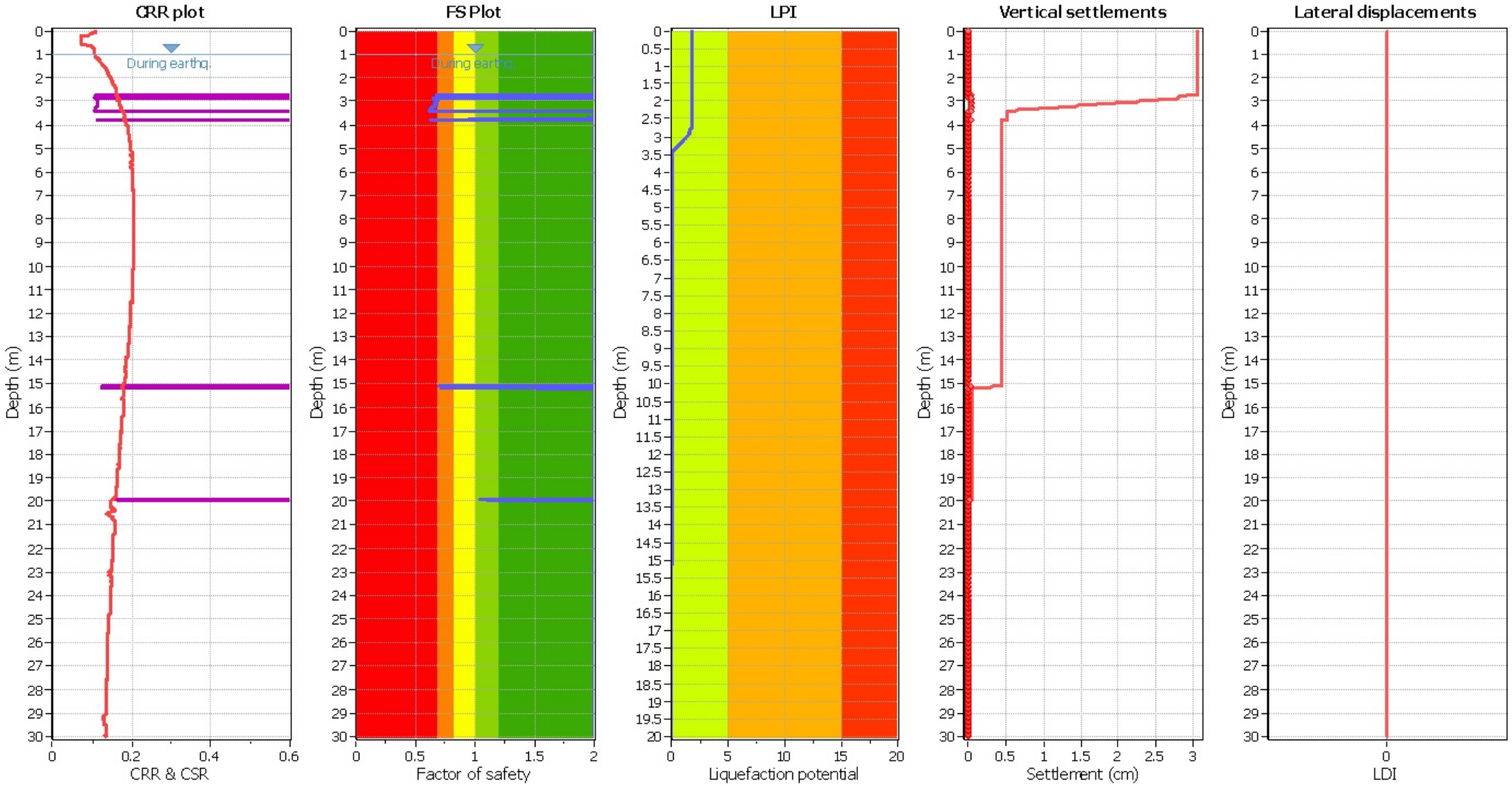

Input parameters and analysis data

Analysis method:	B&I (2014)	Depth to GWT (erthq.):	1.00 m	Fill weight:	N/A
Fines correction method:	B&I (2014)	Average results interval:	3	Transition detect. applied:	No
Points to test:	Based on Ic value	Ic cut-off value:	2.60	K_σ applied:	Yes
Earthquake magnitude M_w:	6.14	Unit weight calculation:	Based on SBT	Clay like behavior applied:	Sands only
Peak ground acceleration:	0.20	Use fill:	No	Limit depth applied:	Yes
Depth to water table (insitu):	1.00 m	Fill height:	N/A	Limit depth:	20.00 m

F.S. color scheme

- Almost certain it will liquefy
- Very likely to liquefy
- Liquefaction and no liq. are equally likely
- Unlike to liquefy
- Almost certain it will not liquefy

LPI color scheme

- Very high risk
- High risk
- Low risk

CPT basic interpretation plo

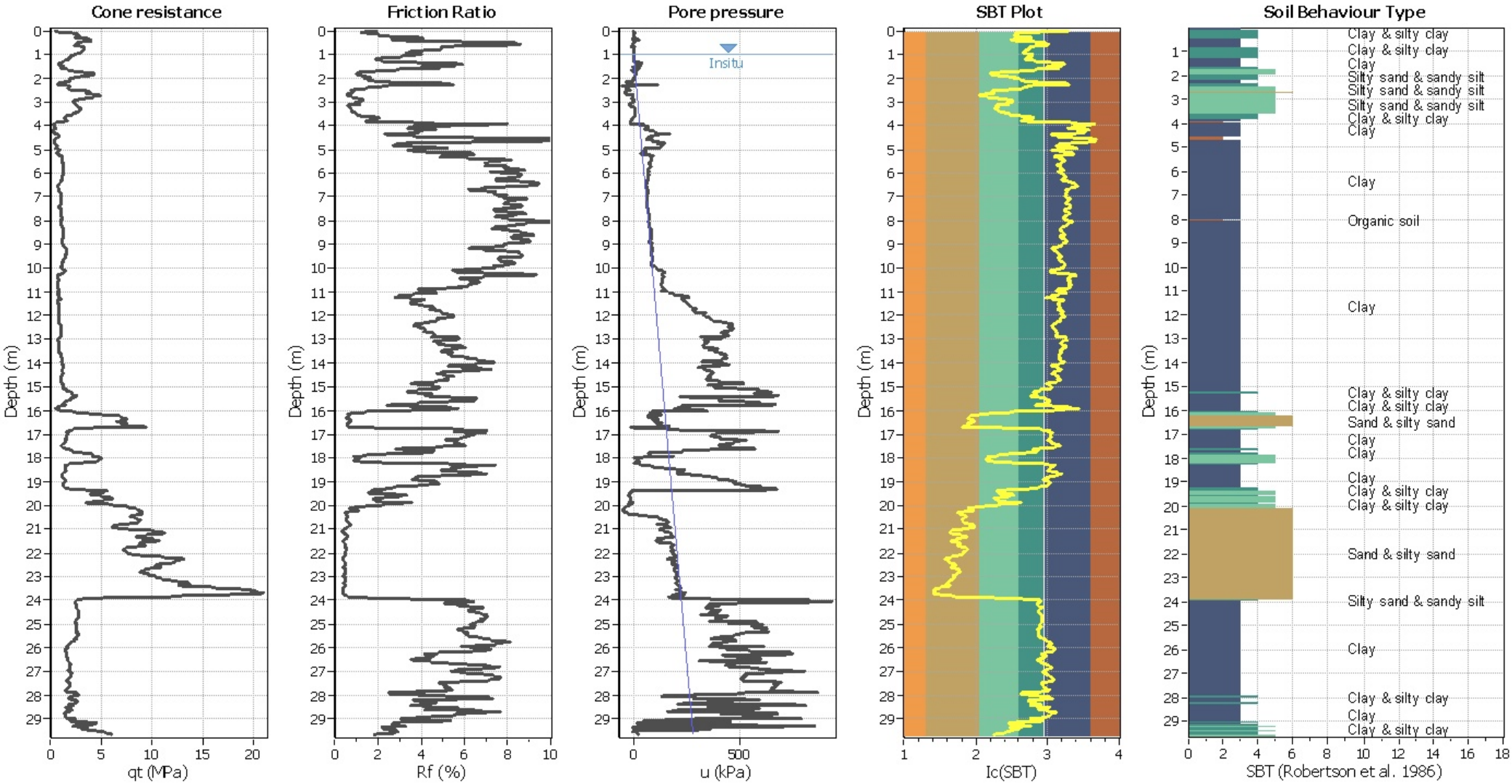

Input parameters and analysis data

Analysis method:	B&I (2014)	Depth to GWT (erthq.):	1.00 m	Fill weight:	N/A
Fines correction method:	B&I (2014)	Average results interval:	3	Transition detect. applied:	No
Points to test:	Based on Ic value	Ic cut-off value:	2.60	K_σ applied:	Yes
Earthquake magnitude M_w:	6.14	Unit weight calculation:	Based on SBT	Clay like behavior applied:	Sands only
Peak ground acceleration:	0.20	Use fill:	No	Limit depth applied:	Yes
Depth to water table (insitu):	1.00 m	Fill height:	N/A	Limit depth:	20.00 m

SBT legend

1. Sensitive fine grained	4. Clayey silt to silty clay	7. Gravely sand to sand
2. Organic material	5. Silty sand to sandy silt	8. Very stiff sand to clayey sand
3. Clay to silty clay	6. Clean sand to silty sand	9. Very stiff fine grained

Liquefaction analysis overall plot

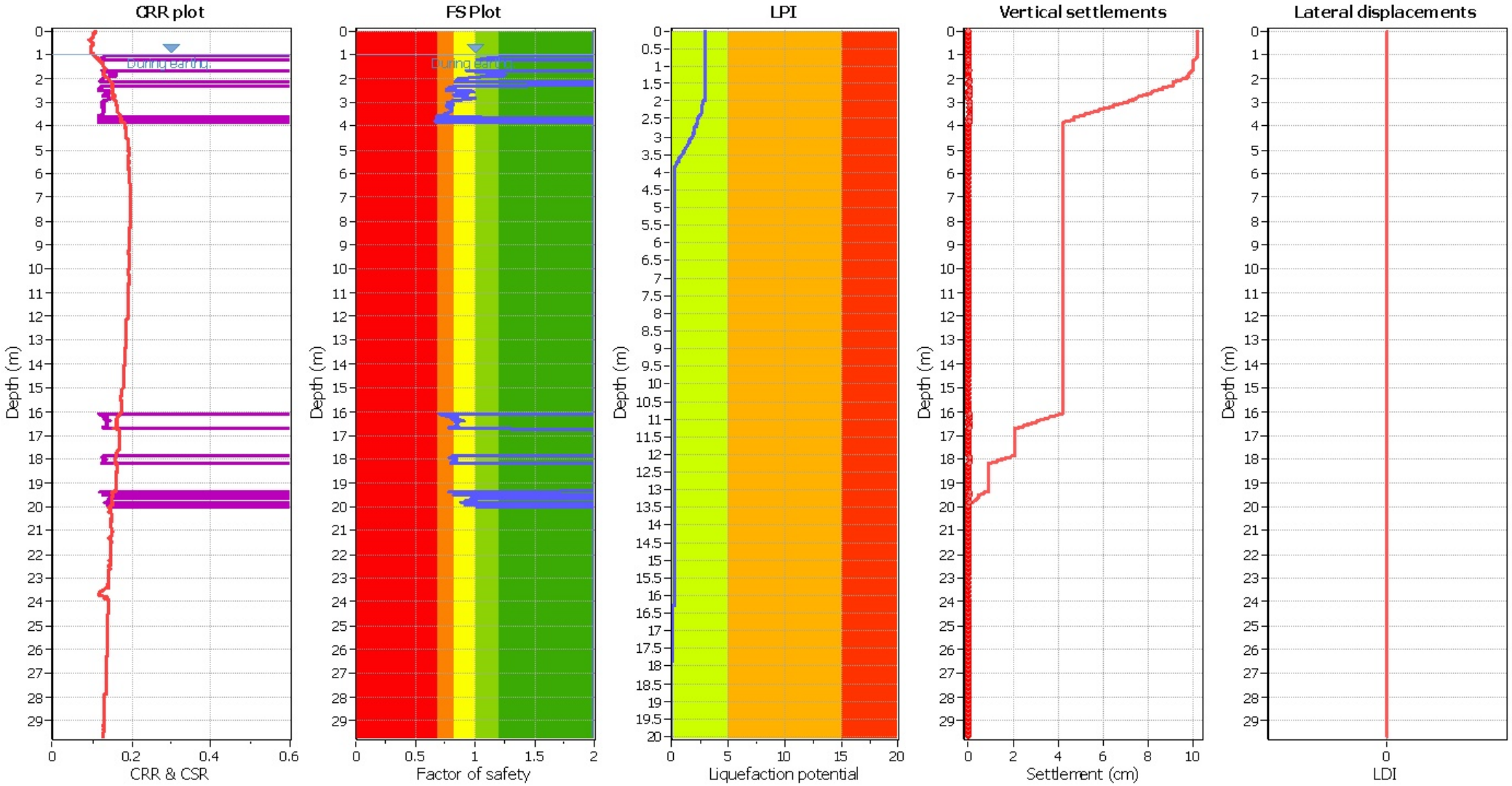

Input parameters and analysis data

Analysis method:	B&I (2014)	Depth to GWT (erthq.):	1.00 m	Fill weight:	N/A
Fines correction method:	B&I (2014)	Average results interval:	3	Transition detect. applied:	No
Points to test:	Based on Ic value	Ic cut-off value:	2.60	K_σ applied:	Yes
Earthquake magnitude M_w:	6.14	Unit weight calculation:	Based on SBT	Clay like behavior applied:	Sands only
Peak ground acceleration:	0.20	Use fill:	No	Limit depth applied:	Yes
Depth to water table (insitu):	1.00 m	Fill height:	N/A	Limit depth:	20.00 m

F.S. color scheme

- Almost certain it will liquefy
- Very likely to liquefy
- Liquefaction and no liq. are equally likely
- Unlike to liquefy
- Almost certain it will not liquefy

LPI color scheme

- Very high risk
- High risk
- Low risk

CPT basic interpretation plo

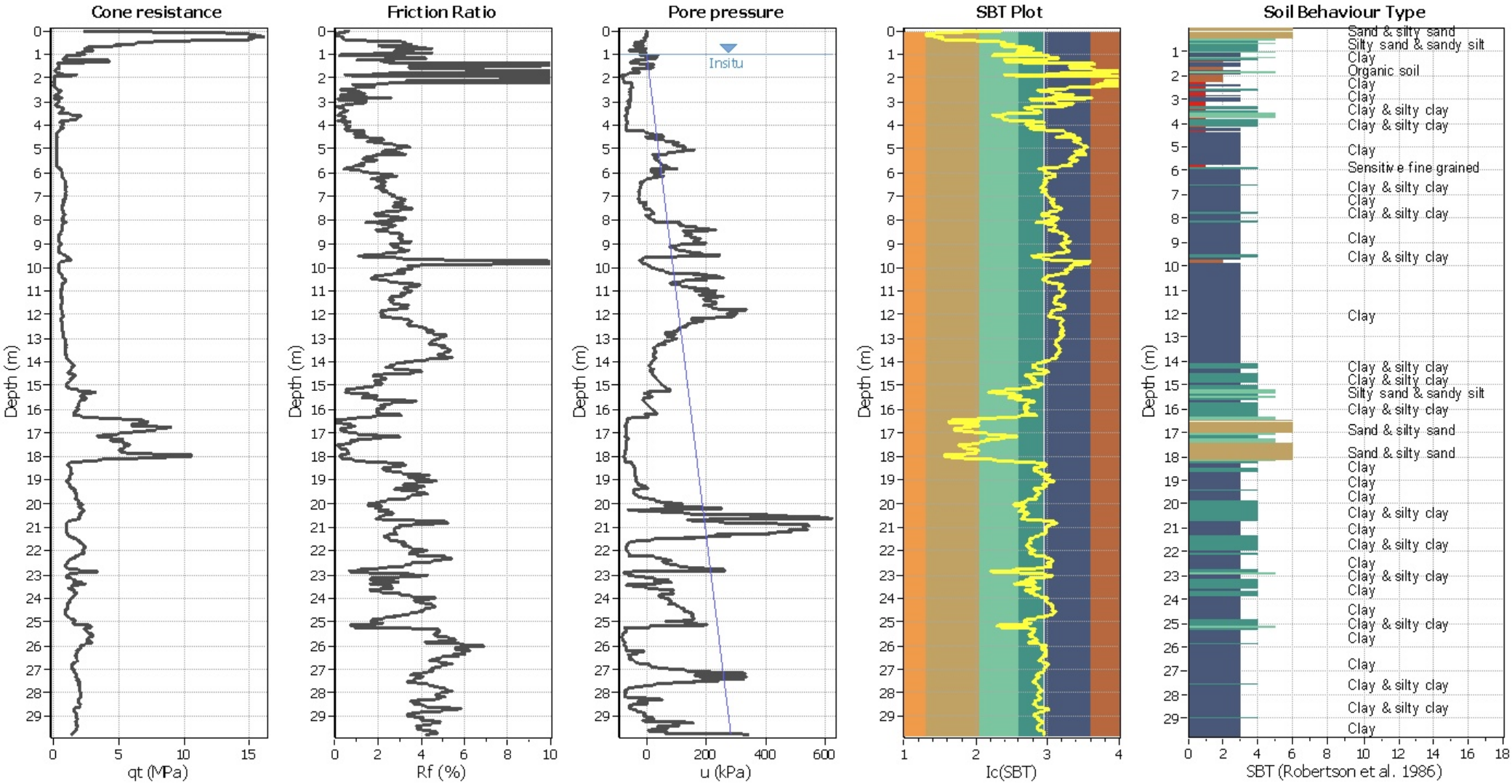

Input parameters and analysis data

Analysis method:	B&I (2014)	Depth to GWT (erthq.):	1.00 m	Fill weight:	N/A
Fines correction method:	B&I (2014)	Average results interval:	3	Transition detect. applied:	No
Points to test:	Based on Ic value	Ic cut-off value:	2.60	K_σ applied:	Yes
Earthquake magnitude M_w:	6.14	Unit weight calculation:	Based on SBT	Clay like behavior applied:	Sands only
Peak ground acceleration:	0.20	Use fill:	No	Limit depth applied:	Yes
Depth to water table (insitu):	1.00 m	Fill height:	N/A	Limit depth:	20.00 m

SBT legend

1. Sensitive fine grained
2. Organic material
3. Clay to silty clay
4. Clayey silt to silty clay
5. Silty sand to sandy silt
6. Clean sand to silty sand
7. Gravely sand to sand
8. Very stiff sand to clayey sand
9. Very stiff fine grained

Liquefaction analysis overall plot

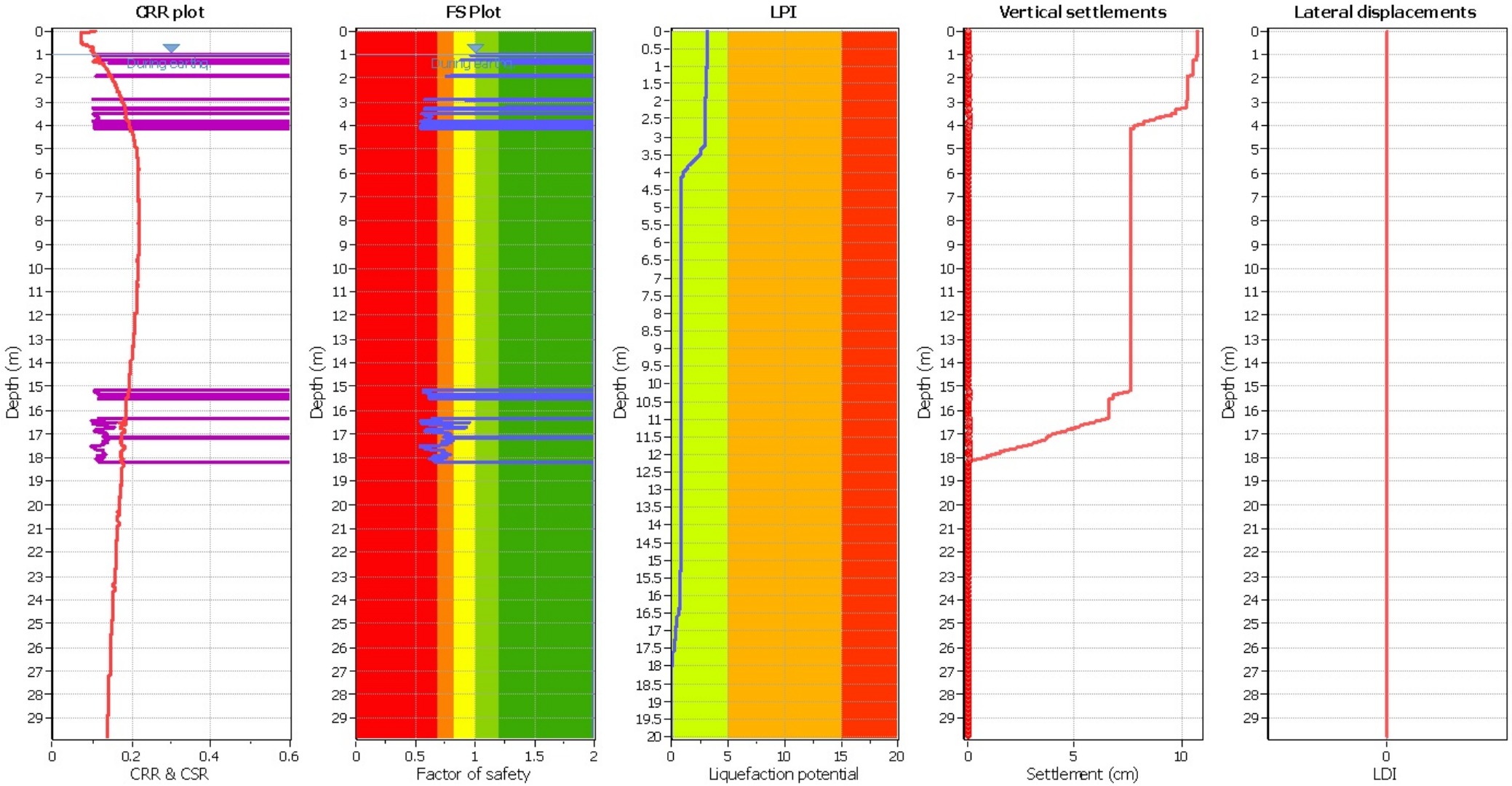

Input parameters and analysis data

Analysis method:	B&I (2014)	Depth to GWT (erthq.):	1.00 m	Fill weight:	N/A
Fines correction method:	B&I (2014)	Average results interval:	3	Transition detect. applied:	No
Points to test:	Based on Ic value	Ic cut-off value:	2.60	K_σ applied:	Yes
Earthquake magnitude M_w:	6.14	Unit weight calculation:	Based on SBT	Clay like behavior applied:	Sands only
Peak ground acceleration:	0.20	Use fill:	No	Limit depth applied:	Yes
Depth to water table (insitu):	1.00 m	Fill height:	N/A	Limit depth:	20.00 m

F.S. color scheme

- Almost certain it will liquefy
- Very likely to liquefy
- Liquefaction and no liq. are equally likely
- Unlike to liquefy
- Almost certain it will not liquefy

LPI color scheme

- Very high risk
- High risk
- Low risk

CPT basic interpretation plo

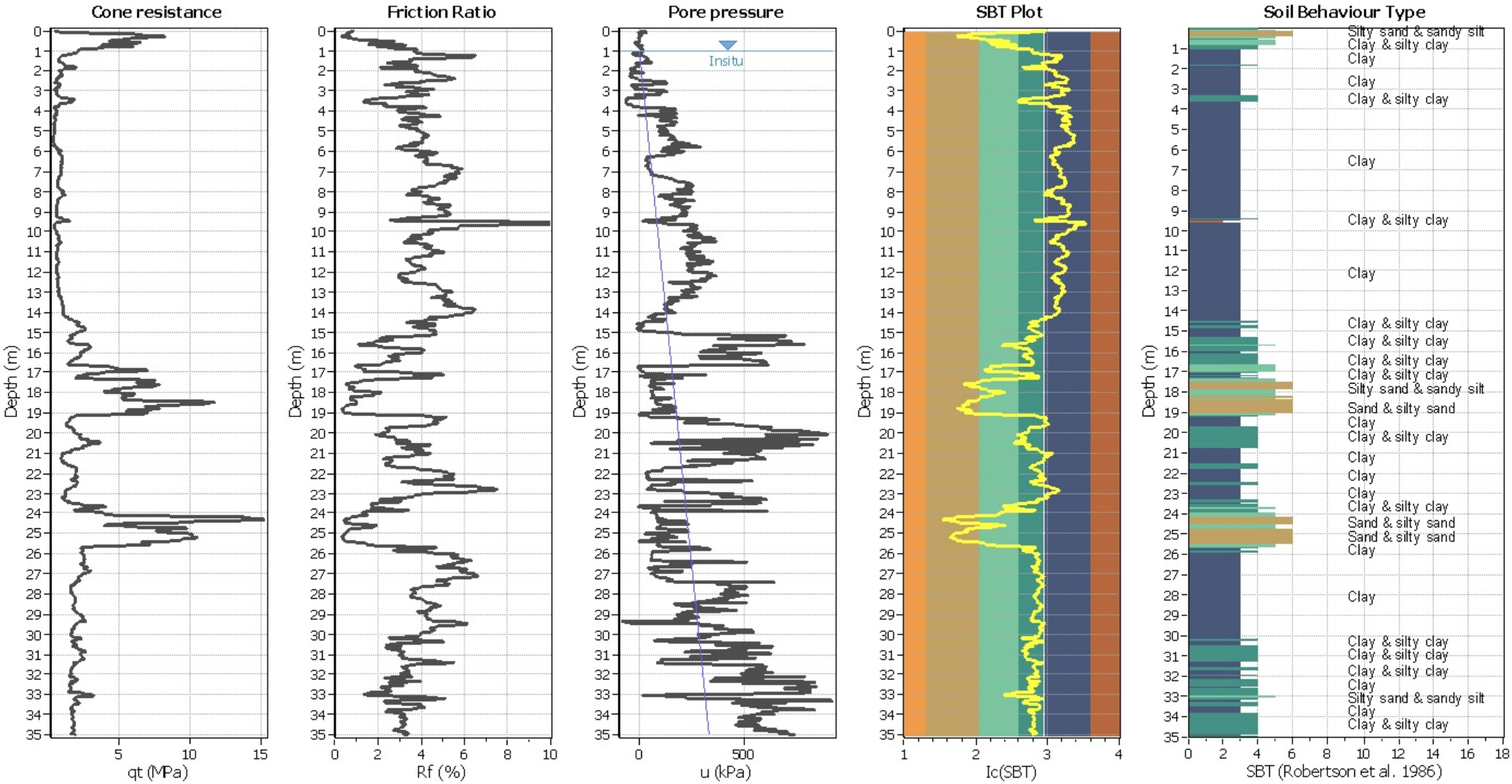

Input parameters and analysis data

Analysis method:	B&I (2014)	Depth to GWT (erthq.):	1.00 m	Fill weight:	N/A
Fines correction method:	B&I (2014)	Average results interval:	3	Transition detect. applied:	No
Points to test:	Based on Ic value	Ic cut-off value:	2.60	K_σ applied:	Yes
Earthquake magnitude M_w:	6.14	Unit weight calculation:	Based on SBT	Clay like behavior applied:	Sands only
Peak ground acceleration:	0.20	Use fill:	No	Limit depth applied:	Yes
Depth to water table (insitu):	1.00 m	Fill height:	N/A	Limit depth:	20.00 m

SBT legend

1. Sensitive fine grained
2. Organic material
3. Clay to silty clay
4. Clayey silt to silty clay
5. Silty sand to sandy silt
6. Clean sand to silty sand
7. Gravely sand to sand
8. Very stiff sand to clayey sand
9. Very stiff fine grained

Liquefaction analysis overall plot

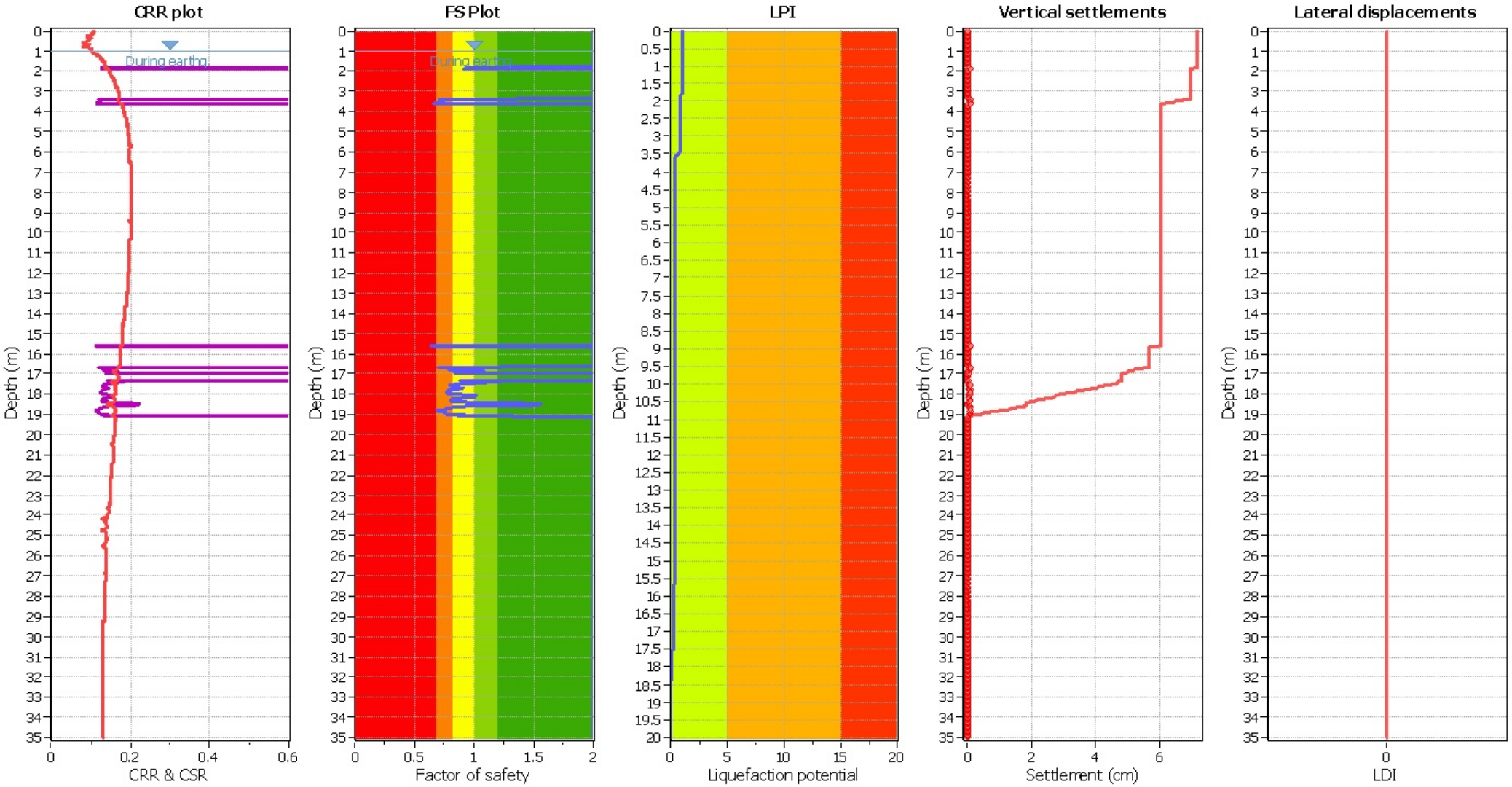

Input parameters and analysis data

Analysis method:	B&I (2014)	Depth to GWT (erthq.):	1.00 m	Fill weight:	N/A
Fines correction method:	B&I (2014)	Average results interval:	3	Transition detect. applied:	No
Points to test:	Based on Ic value	Ic cut-off value:	2.60	K_σ applied:	Yes
Earthquake magnitude M_w:	6.14	Unit weight calculation:	Based on SBT	Clay like behavior applied:	Sands only
Peak ground acceleration:	0.20	Use fill:	No	Limit depth applied:	Yes
Depth to water table (insitu):	1.00 m	Fill height:	N/A	Limit depth:	20.00 m

F.S. color scheme

- Almost certain it will liquefy
- Very likely to liquefy
- Liquefaction and no liq. are equally likely
- Unlike to liquefy
- Almost certain it will not liquefy

LPI color scheme

- Very high risk
- High risk
- Low risk

CPT basic interpretation plo

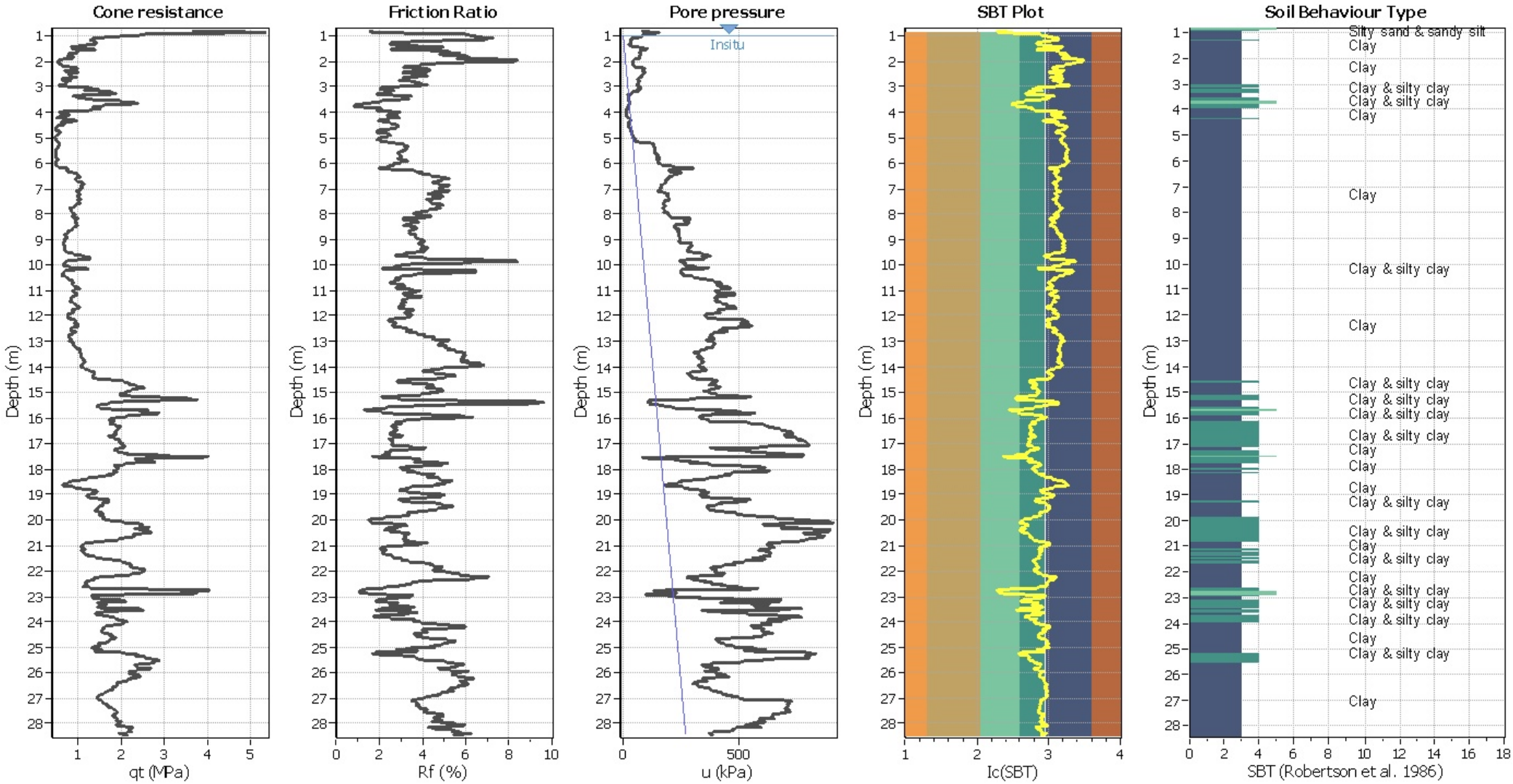

Input parameters and analysis data

Analysis method:	B&I (2014)	Depth to GWT (erthq.):	1.00 m	Fill weight:	N/A
Fines correction method:	B&I (2014)	Average results interval:	3	Transition detect. applied:	No
Points to test:	Based on Ic value	Ic cut-off value:	2.60	K_σ applied:	Yes
Earthquake magnitude M_w:	6.14	Unit weight calculation:	Based on SBT	Clay like behavior applied:	Sands only
Peak ground acceleration:	0.20	Use fill:	No	Limit depth applied:	Yes
Depth to water table (insitu):	1.00 m	Fill height:	N/A	Limit depth:	20.00 m

SBT legend

1. Sensitive fine grained
2. Organic material
3. Clay to silty clay
4. Clayey silt to silty clay
5. Silty sand to sandy silt
6. Clean sand to silty sand
7. Gravely sand to sand
8. Very stiff sand to clayey sand
9. Very stiff fine grained

Liquefaction analysis overall plot

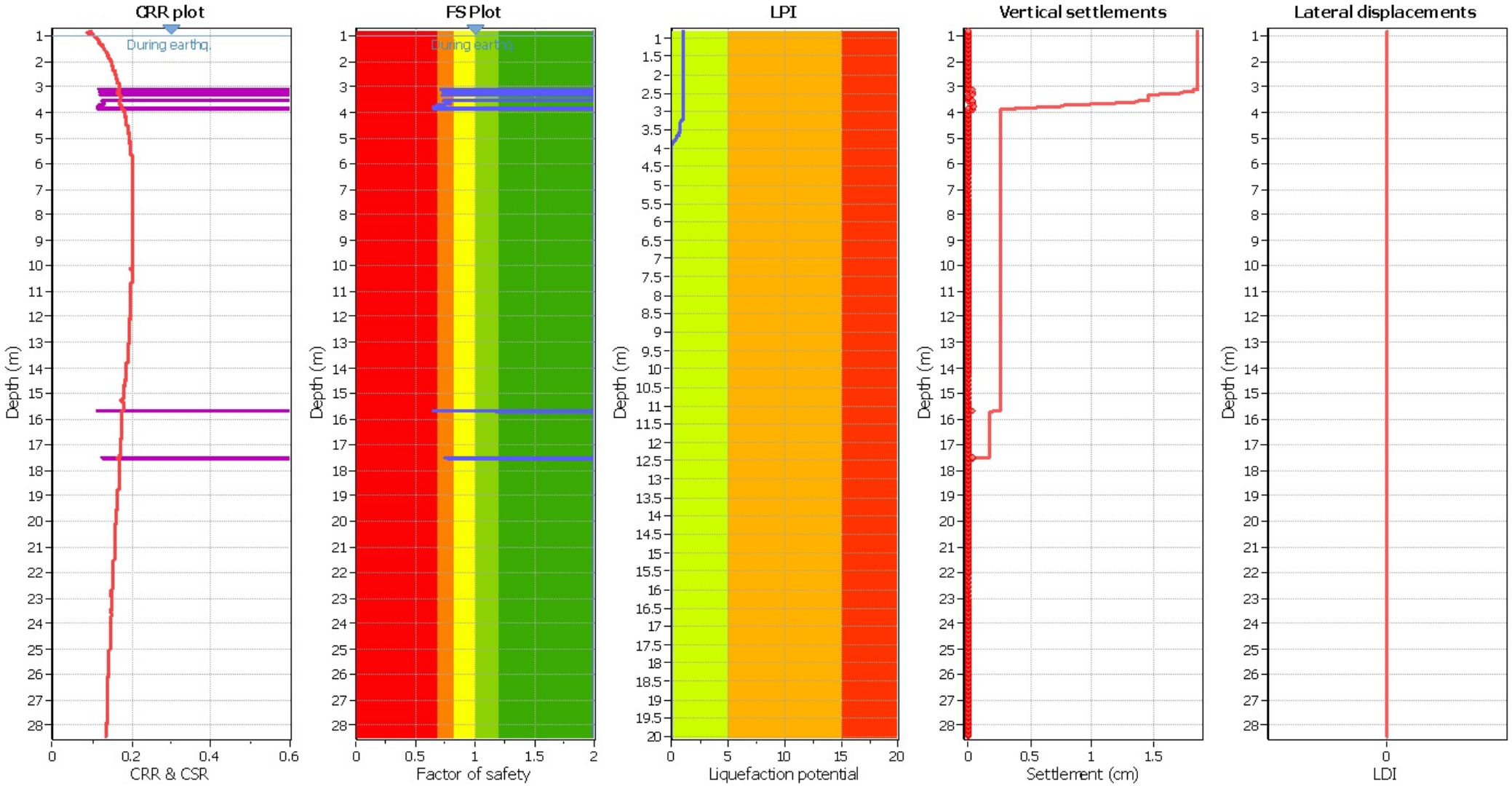

Input parameters and analysis data

Analysis method:	B&I (2014)	Depth to GWT (erthq.):	1.00 m	Fill weight:	N/A
Fines correction method:	B&I (2014)	Average results interval:	3	Transition detect. applied:	No
Points to test:	Based on Ic value	Ic cut-off value:	2.60	K_σ applied:	Yes
Earthquake magnitude M_w:	6.14	Unit weight calculation:	Based on SBT	Clay like behavior applied:	Sands only
Peak ground acceleration:	0.20	Use fill:	No	Limit depth applied:	Yes
Depth to water table (insitu):	1.00 m	Fill height:	N/A	Limit depth:	20.00 m

F.S. color scheme

- Almost certain it will liquefy
- Very likely to liquefy
- Liquefaction and no liq. are equally likely
- Unlike to liquefy
- Almost certain it will not liquefy

LPI color scheme

- Very high risk
- High risk
- Low risk

CPT basic interpretation plo

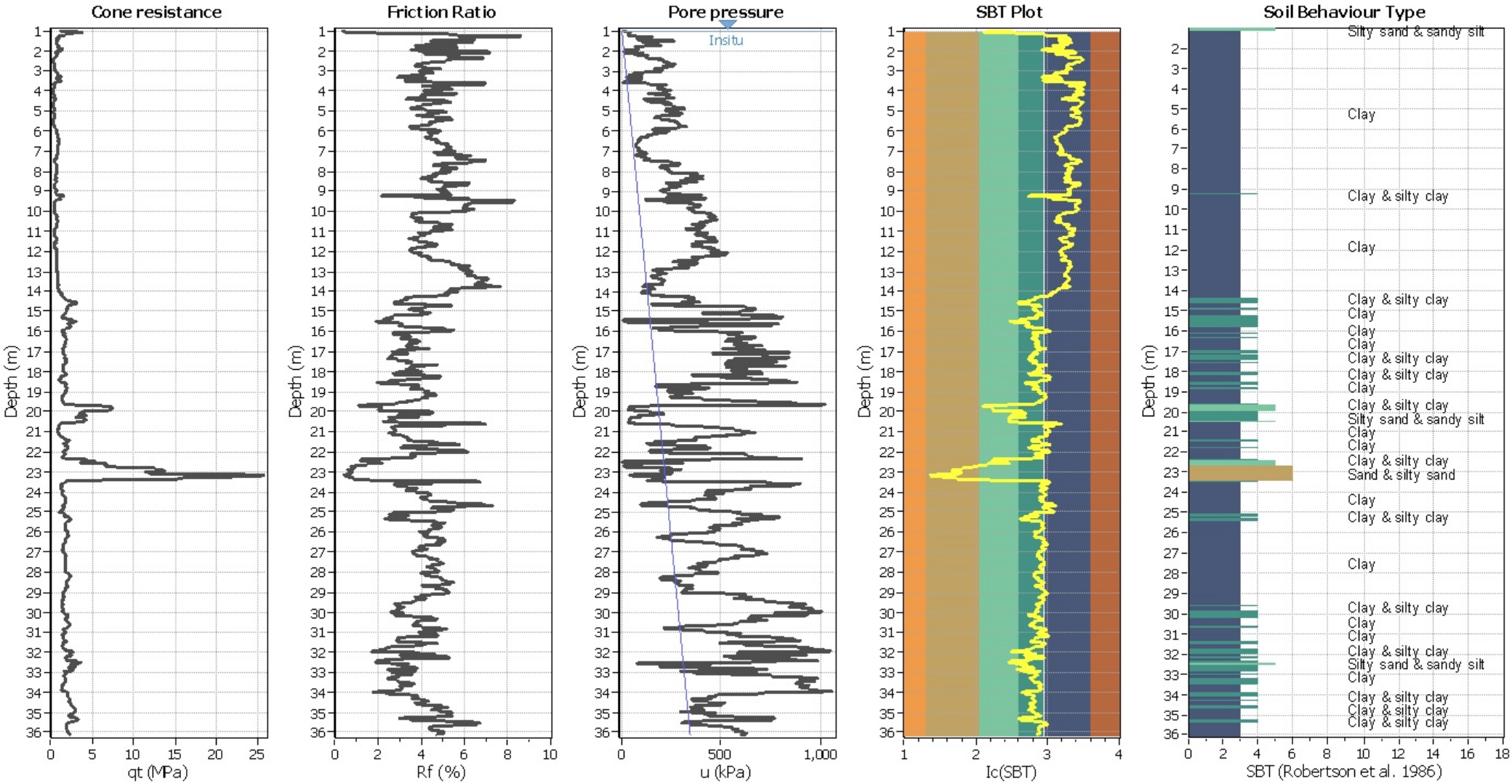

Input parameters and analysis data

Analysis method:	B&I (2014)	Depth to GWT (erthq.):	1.00 m	Fill weight:	N/A
Fines correction method:	B&I (2014)	Average results interval:	3	Transition detect. applied:	No
Points to test:	Based on Ic value	Ic cut-off value:	2.60	K_σ applied:	Yes
Earthquake magnitude M_w:	6.14	Unit weight calculation:	Based on SBT	Clay like behavior applied:	Sands only
Peak ground acceleration:	0.20	Use fill:	No	Limit depth applied:	Yes
Depth to water table (insitu):	1.00 m	Fill height:	N/A	Limit depth:	20.00 m

SBT legend

1. Sensitive fine grained
2. Organic material
3. Clay to silty clay
4. Clayey silt to silty clay
5. Silty sand to sandy silt
6. Clean sand to silty sand
7. Gravely sand to sand
8. Very stiff sand to clayey sand
9. Very stiff fine grained

Liquefaction analysis overall plot

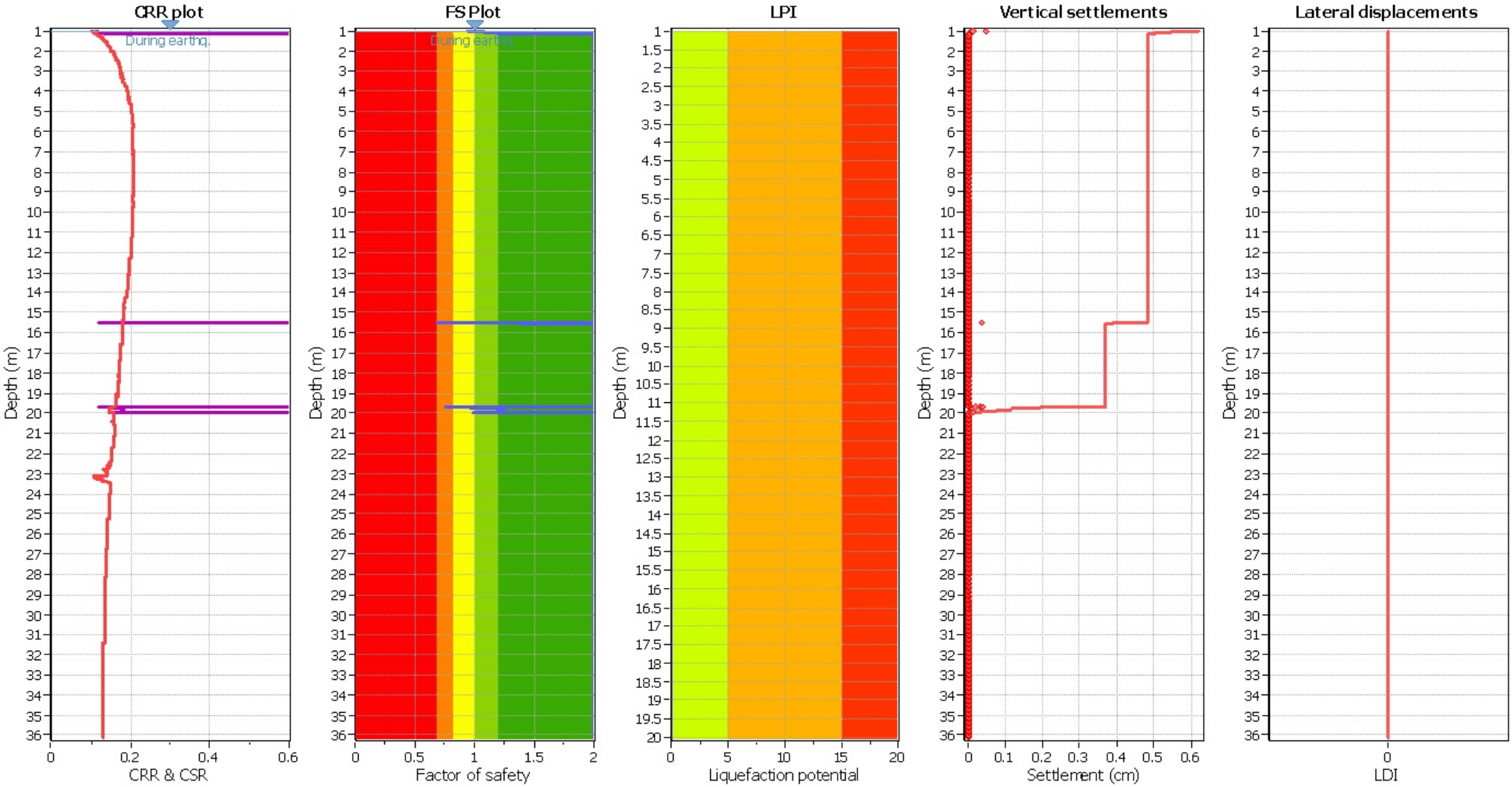

Input parameters and analysis data

Analysis method:	B&I (2014)	Depth to GWT (erthq.):	1.00 m	Fill weight:	N/A
Fines correction method:	B&I (2014)	Average results interval:	3	Transition detect. applied:	No
Points to test:	Based on Ic value	Ic cut-off value:	2.60	K_σ applied:	Yes
Earthquake magnitude M_w:	6.14	Unit weight calculation:	Based on SBT	Clay like behavior applied:	Sands only
Peak ground acceleration:	0.20	Use fill:	No	Limit depth applied:	Yes
Depth to water table (insitu):	1.00 m	Fill height:	N/A	Limit depth:	20.00 m

F.S. color scheme

- Almost certain it will liquefy
- Very likely to liquefy
- Liquefaction and no liq. are equally likely
- Unlike to liquefy
- Almost certain it will not liquefy

LPI color scheme

- Very high risk
- High risk
- Low risk

CPT basic interpretation plo

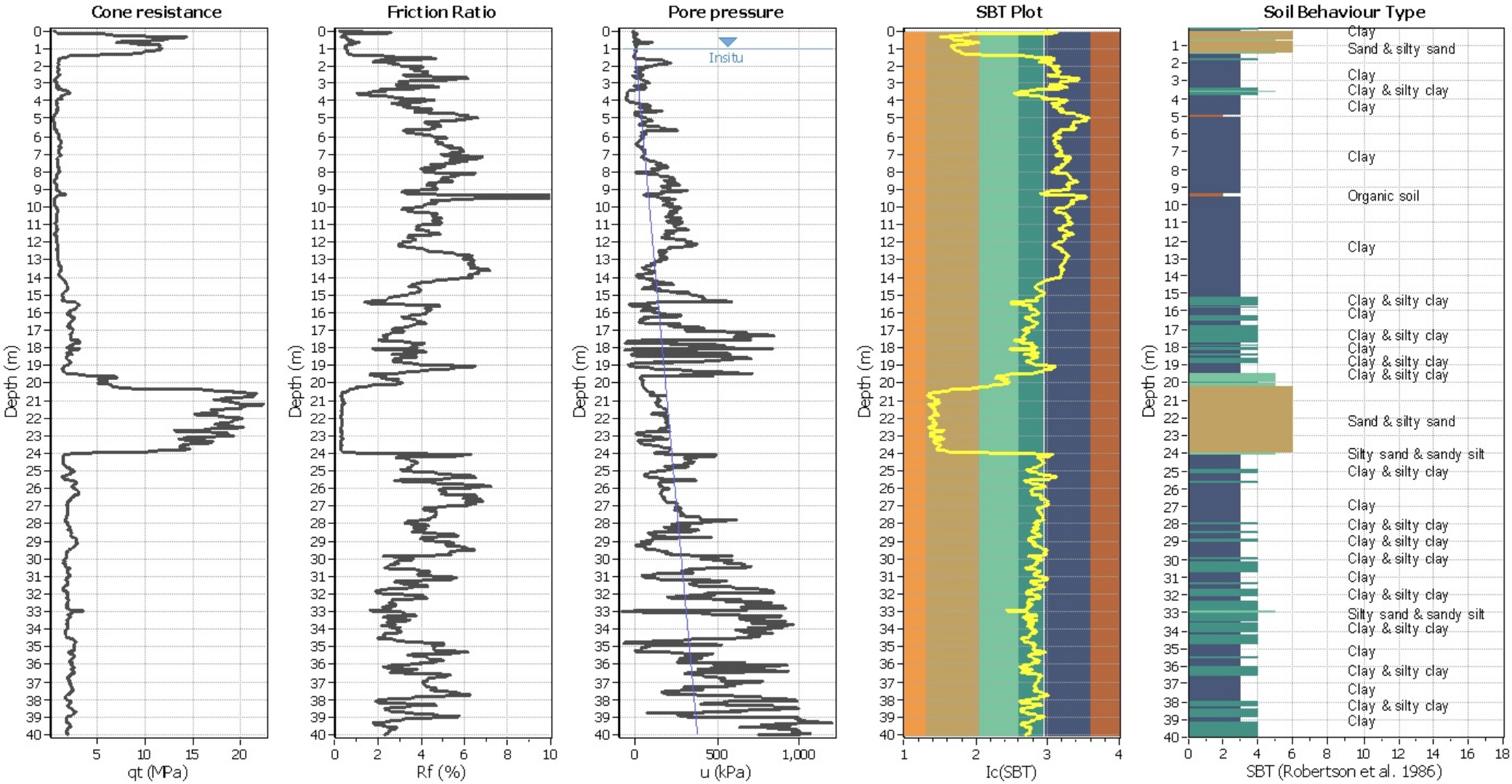

Input parameters and analysis data

Analysis method:	B&I (2014)	Depth to GWT (erthq.):	1.00 m	Fill weight:	N/A
Fines correction method:	B&I (2014)	Average results interval:	3	Transition detect. applied:	No
Points to test:	Based on Ic value	Ic cut-off value:	2.60	K_σ applied:	Yes
Earthquake magnitude M_w:	6.14	Unit weight calculation:	Based on SBT	Clay like behavior applied:	Sands only
Peak ground acceleration:	0.20	Use fill:	No	Limit depth applied:	Yes
Depth to water table (insitu):	1.00 m	Fill height:	N/A	Limit depth:	20.00 m

SBT legend

1. Sensitive fine grained
2. Organic material
3. Clay to silty clay
4. Clayey silt to silty clay
5. Silty sand to sandy silt
6. Clean sand to silty sand
7. Gravely sand to sand
8. Very stiff sand to clayey sand
9. Very stiff fine grained

Liquefaction analysis overall plot

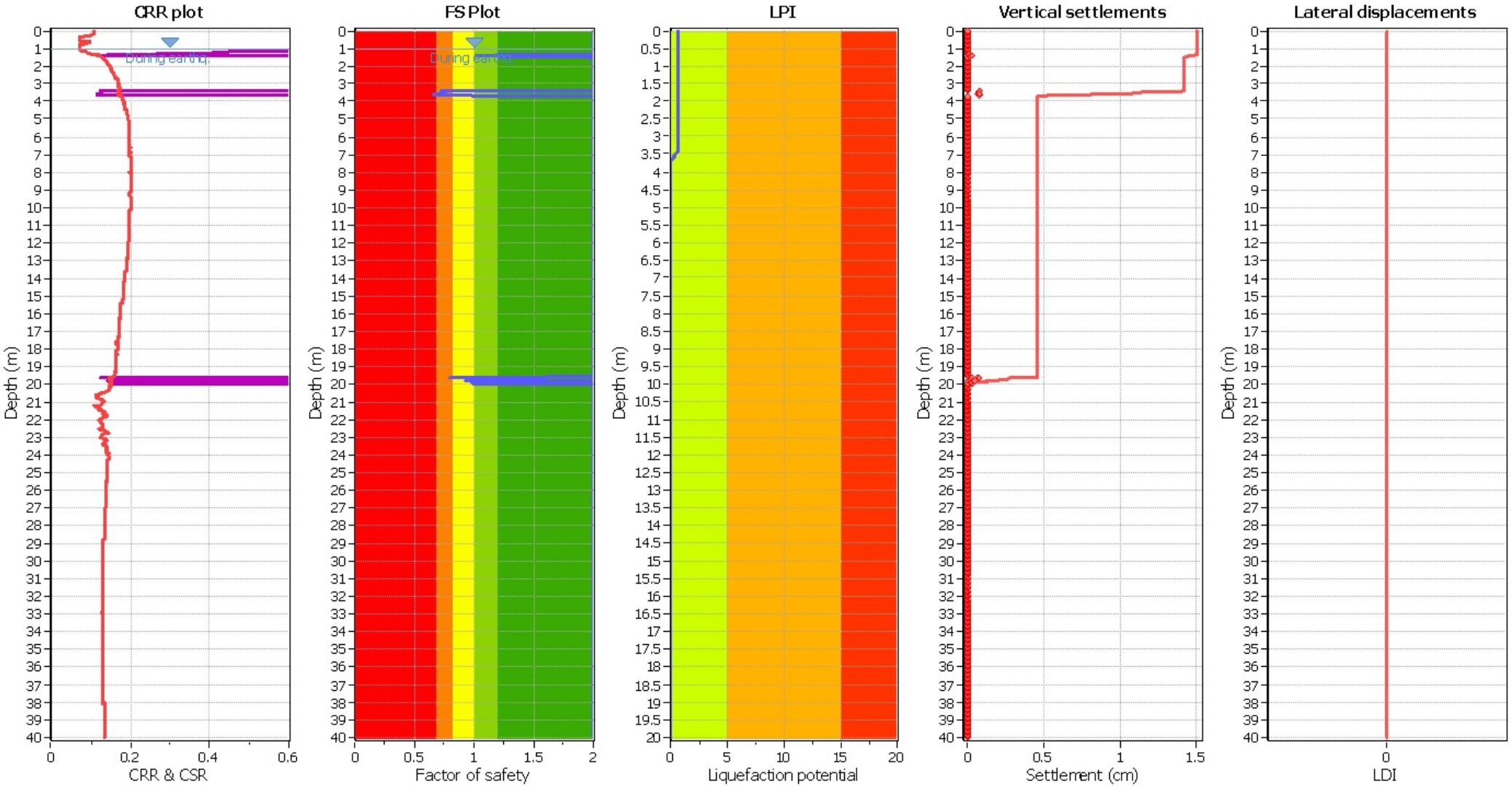

Input parameters and analysis data

Analysis method:	B&I (2014)	Depth to GWT (erthq.):	1.00 m	Fill weight:	N/A
Fines correction method:	B&I (2014)	Average results interval:	3	Transition detect. applied:	No
Points to test:	Based on Ic value	Ic cut-off value:	2.60	K_σ applied:	Yes
Earthquake magnitude M_w:	6.14	Unit weight calculation:	Based on SBT	Clay like behavior applied:	Sands only
Peak ground acceleration:	0.20	Use fill:	No	Limit depth applied:	Yes
Depth to water table (insitu):	1.00 m	Fill height:	N/A	Limit depth:	20.00 m

F.S. color scheme

- Almost certain it will liquefy
- Very likely to liquefy
- Liquefaction and no liq. are equally likely
- Unlike to liquefy
- Almost certain it will not liquefy

LPI color scheme

- Very high risk
- High risk
- Low risk

CPT basic interpretation plo

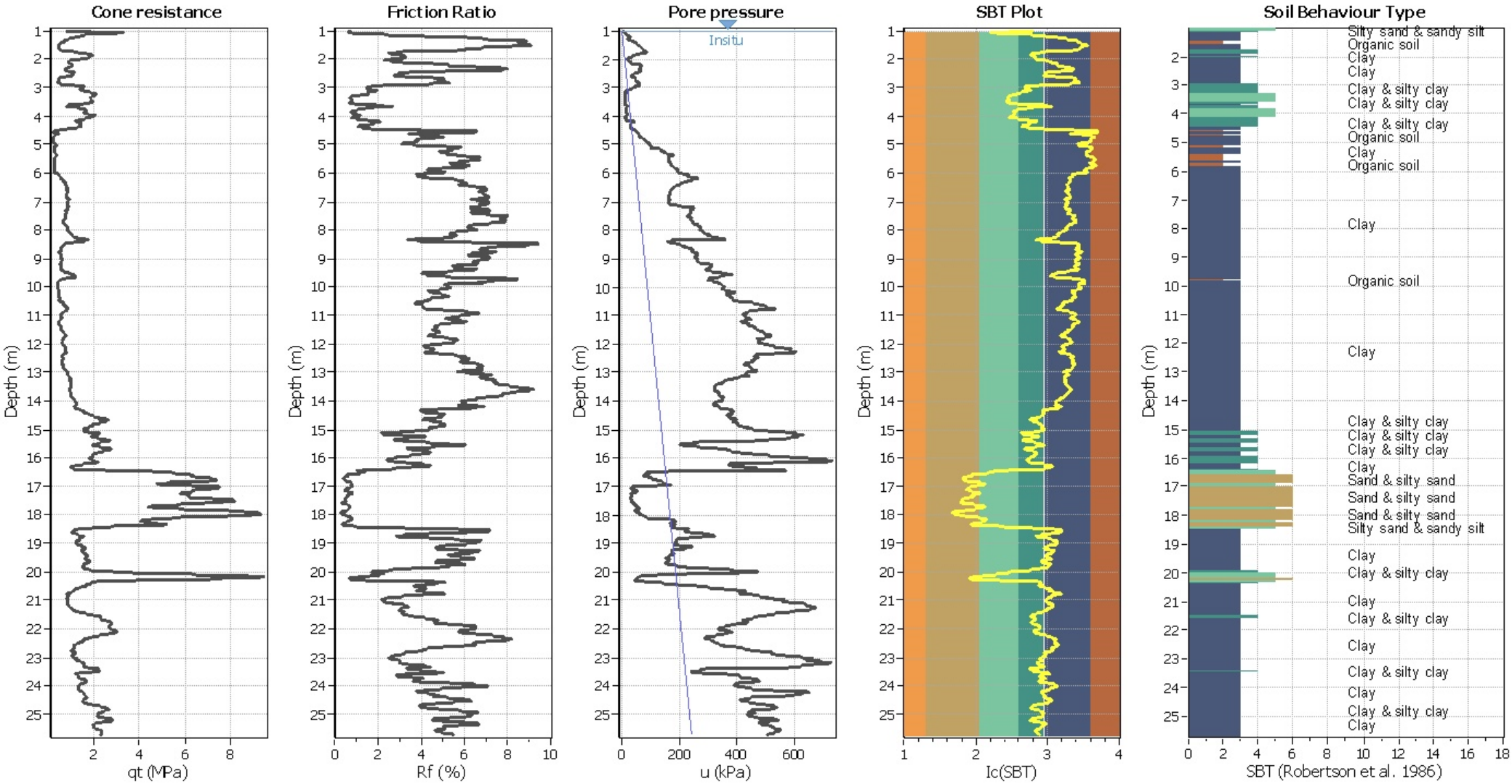

Input parameters and analysis data

Analysis method:	B&I (2014)	Depth to GWT (erthq.):	1.00 m	Fill weight:	N/A
Fines correction method:	B&I (2014)	Average results interval:	3	Transition detect. applied:	No
Points to test:	Based on Ic value	Ic cut-off value:	2.60	K_σ applied:	Yes
Earthquake magnitude M_w:	6.14	Unit weight calculation:	Based on SBT	Clay like behavior applied:	Sands only
Peak ground acceleration:	0.20	Use fill:	No	Limit depth applied:	Yes
Depth to water table (insitu):	1.00 m	Fill height:	N/A	Limit depth:	20.00 m

SBT legend

1. Sensitive fine grained
2. Organic material
3. Clay to silty clay
4. Clayey silt to silty clay
5. Silty sand to sandy silt
6. Clean sand to silty sand
7. Gravely sand to sand
8. Very stiff sand to clayey sand
9. Very stiff fine grained

Liquefaction analysis overall plot

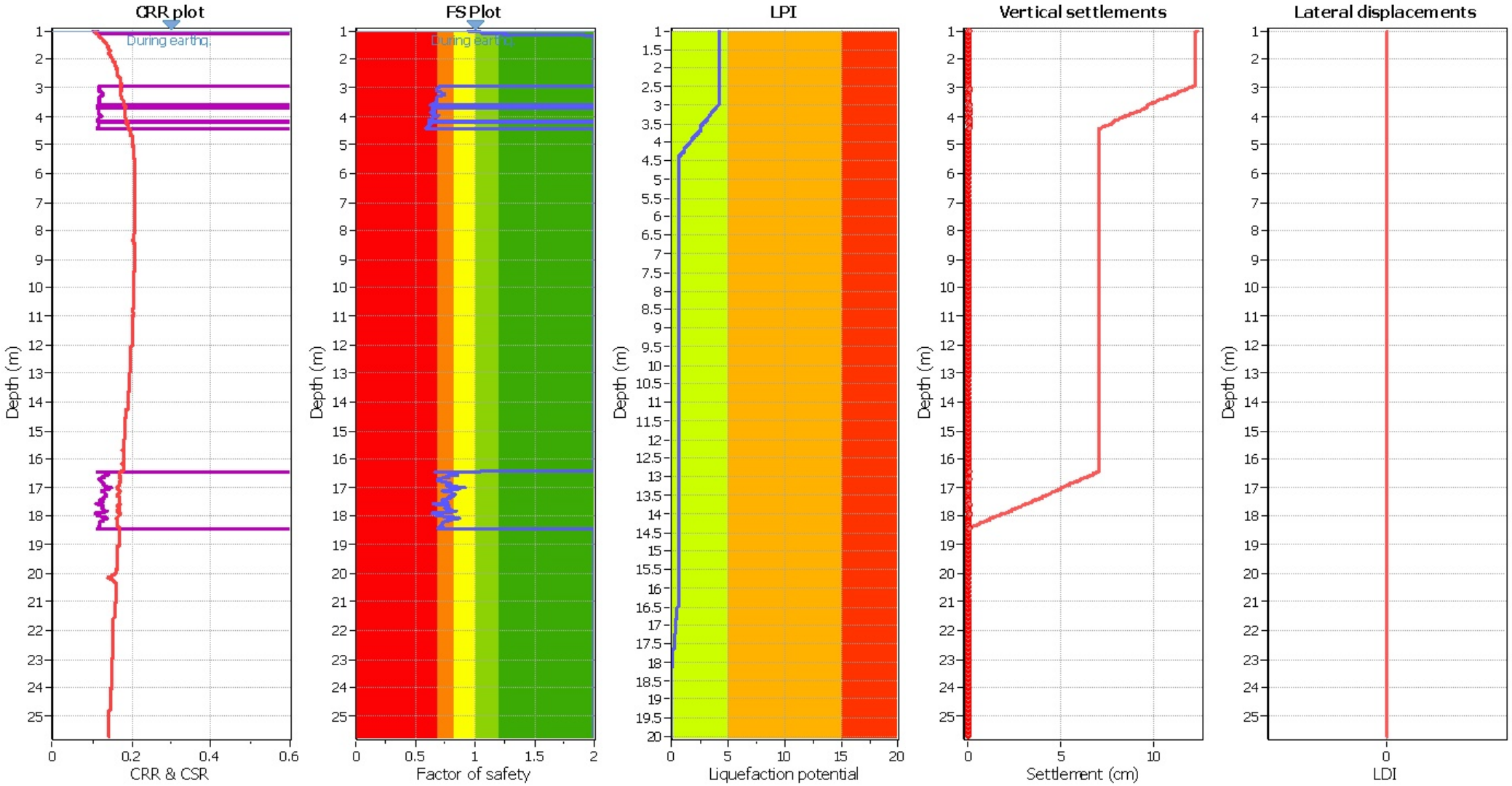

Input parameters and analysis data

Analysis method:	B&I (2014)	Depth to GWT (erthq.):	1.00 m	Fill weight:	N/A
Fines correction method:	B&I (2014)	Average results interval:	3	Transition detect. applied:	No
Points to test:	Based on Ic value	Ic cut-off value:	2.60	K_σ applied:	Yes
Earthquake magnitude M_w:	6.14	Unit weight calculation:	Based on SBT	Clay like behavior applied:	Sands only
Peak ground acceleration:	0.20	Use fill:	No	Limit depth applied:	Yes
Depth to water table (insitu):	1.00 m	Fill height:	N/A	Limit depth:	20.00 m

F.S. color scheme

- Almost certain it will liquefy
- Very likely to liquefy
- Liquefaction and no liq. are equally likely
- Unlike to liquefy
- Almost certain it will not liquefy

LPI color scheme

- Very high risk
- High risk
- Low risk

CPT basic interpretation plo

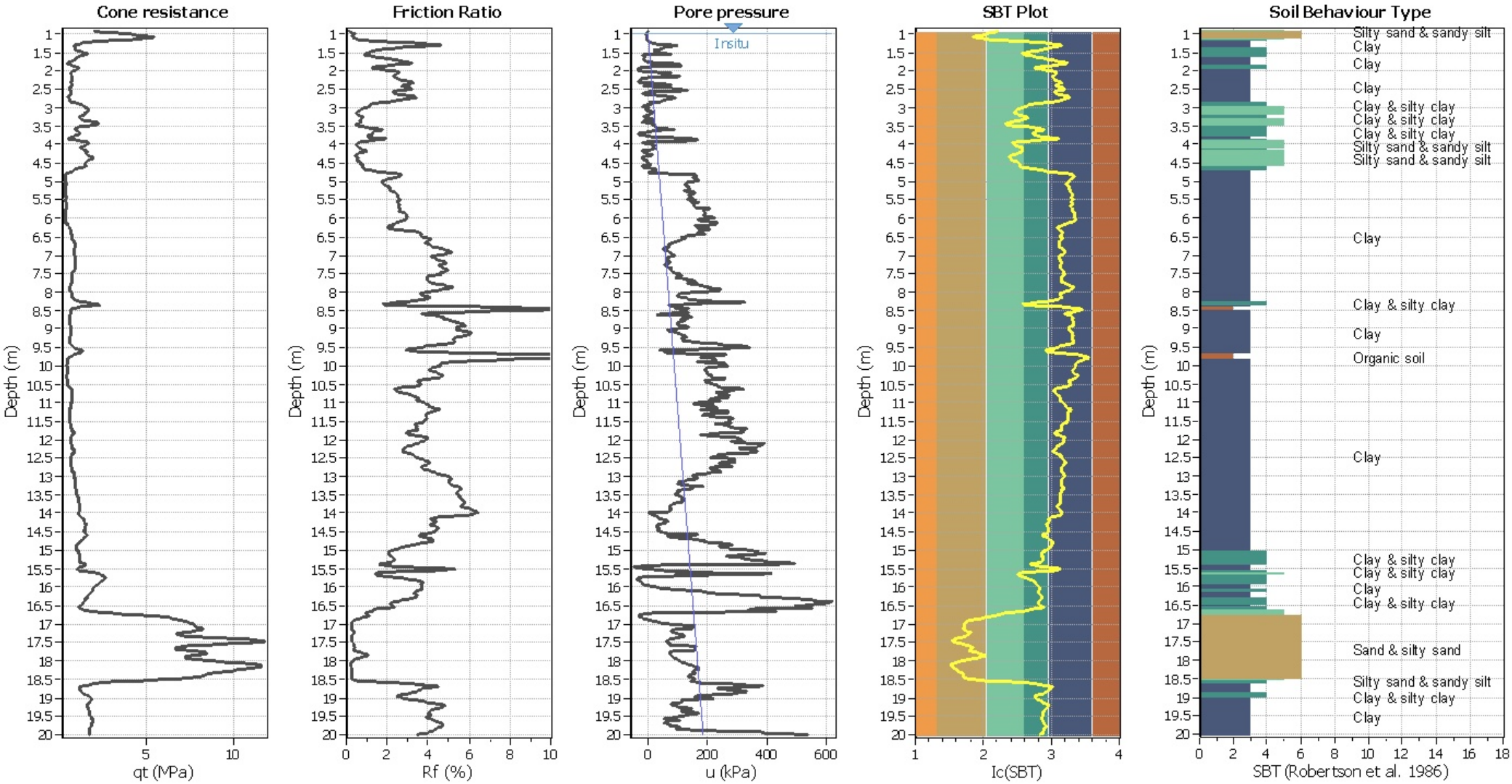

Input parameters and analysis data

Analysis method:	B&I (2014)	Depth to GWT (erthq.):	1.00 m	Fill weight:	N/A
Fines correction method:	B&I (2014)	Average results interval:	3	Transition detect. applied:	No
Points to test:	Based on Ic value	Ic cut-off value:	2.60	K_σ applied:	Yes
Earthquake magnitude M_w:	6.14	Unit weight calculation:	Based on SBT	Clay like behavior applied:	Sands only
Peak ground acceleration:	0.20	Use fill:	No	Limit depth applied:	Yes
Depth to water table (insitu):	1.00 m	Fill height:	N/A	Limit depth:	20.00 m

SBT legend

1. Sensitive fine grained
2. Organic material
3. Clay to silty clay
4. Clayey silt to silty clay
5. Silty sand to sandy silt
6. Clean sand to silty sand
7. Gravely sand to sand
8. Very stiff sand to clayey sand
9. Very stiff fine grained

Liquefaction analysis overall plot

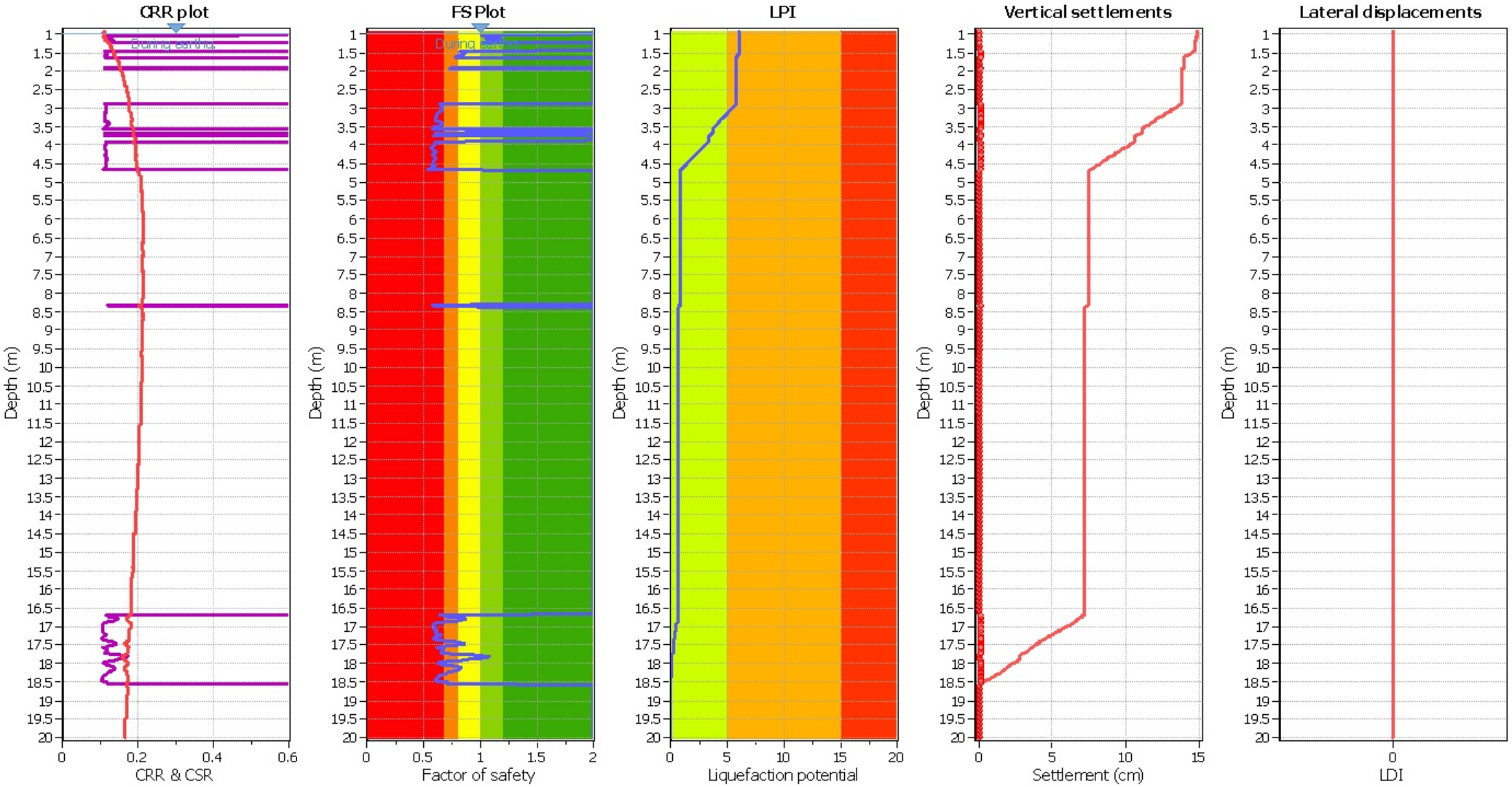

Input parameters and analysis data

Analysis method:	B&I (2014)	Depth to GWT (erthq.):	1.00 m	Fill weight:	N/A
Fines correction method:	B&I (2014)	Average results interval:	3	Transition detect. applied:	No
Points to test:	Based on Ic value	Ic cut-off value:	2.60	K_σ applied:	Yes
Earthquake magnitude M_w:	6.14	Unit weight calculation:	Based on SBT	Clay like behavior applied:	Sands only
Peak ground acceleration:	0.20	Use fill:	No	Limit depth applied:	Yes
Depth to water table (insitu):	1.00 m	Fill height:	N/A	Limit depth:	20.00 m

F.S. color scheme

- Almost certain it will liquefy
- Very likely to liquefy
- Liquefaction and no liq. are equally likely
- Unlike to liquefy
- Almost certain it will not liquefy

LPI color scheme

- Very high risk
- High risk
- Low risk

CPT basic interpretation plo

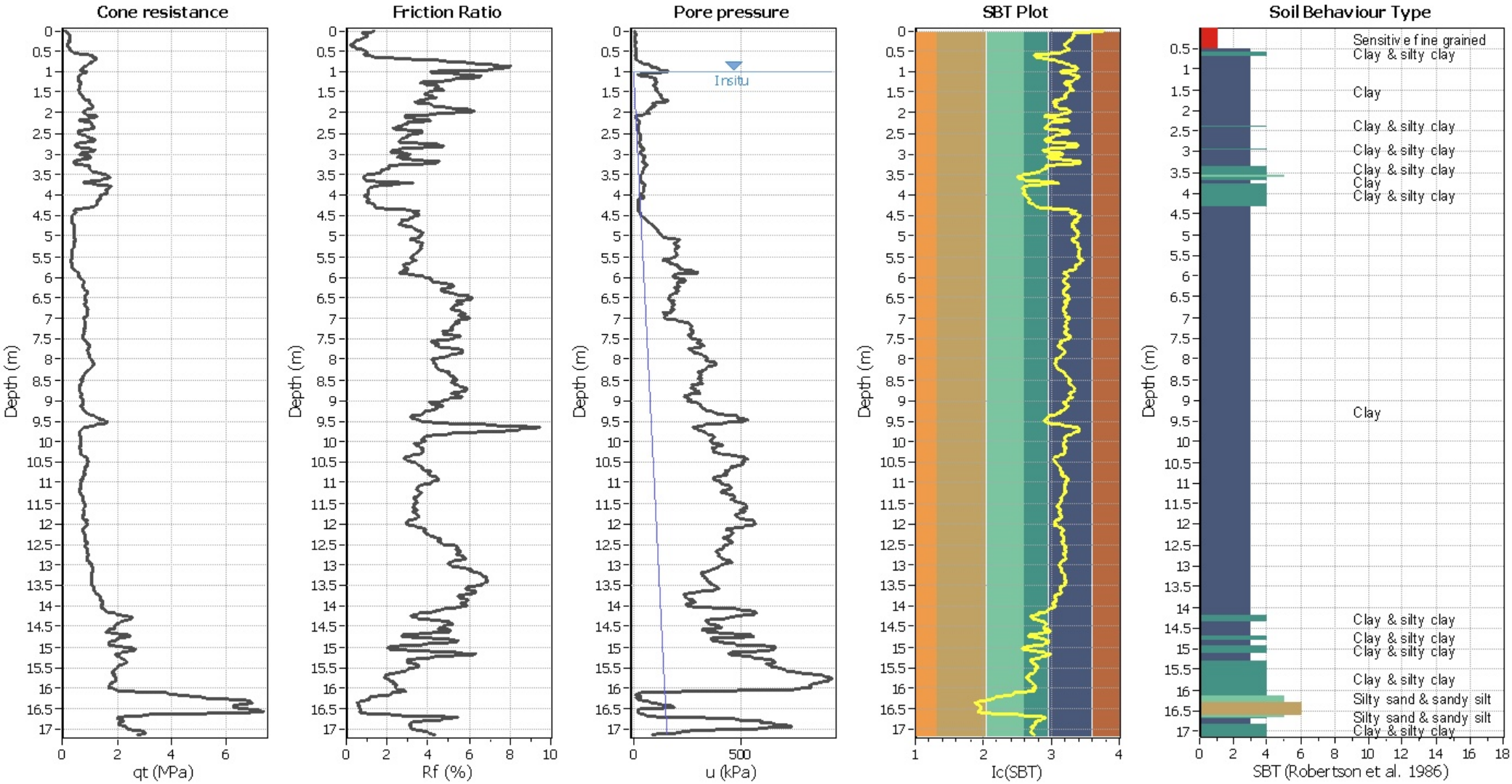

Input parameters and analysis data

Analysis method:	B&I (2014)	Depth to GWT (erthq.):	1.00 m	Fill weight:	N/A
Fines correction method:	B&I (2014)	Average results interval:	3	Transition detect. applied:	No
Points to test:	Based on Ic value	Ic cut-off value:	2.60	K_σ applied:	Yes
Earthquake magnitude M_w:	6.14	Unit weight calculation:	Based on SBT	Clay like behavior applied:	Sands only
Peak ground acceleration:	0.20	Use fill:	No	Limit depth applied:	Yes
Depth to water table (insitu):	1.00 m	Fill height:	N/A	Limit depth:	20.00 m

SBT legend

1. Sensitive fine grained
2. Organic material
3. Clay to silty clay
4. Clayey silt to silty clay
5. Silty sand to sandy silt
6. Clean sand to silty sand
7. Gravely sand to sand
8. Very stiff sand to clayey sand
9. Very stiff fine grained

Liquefaction analysis overall plot

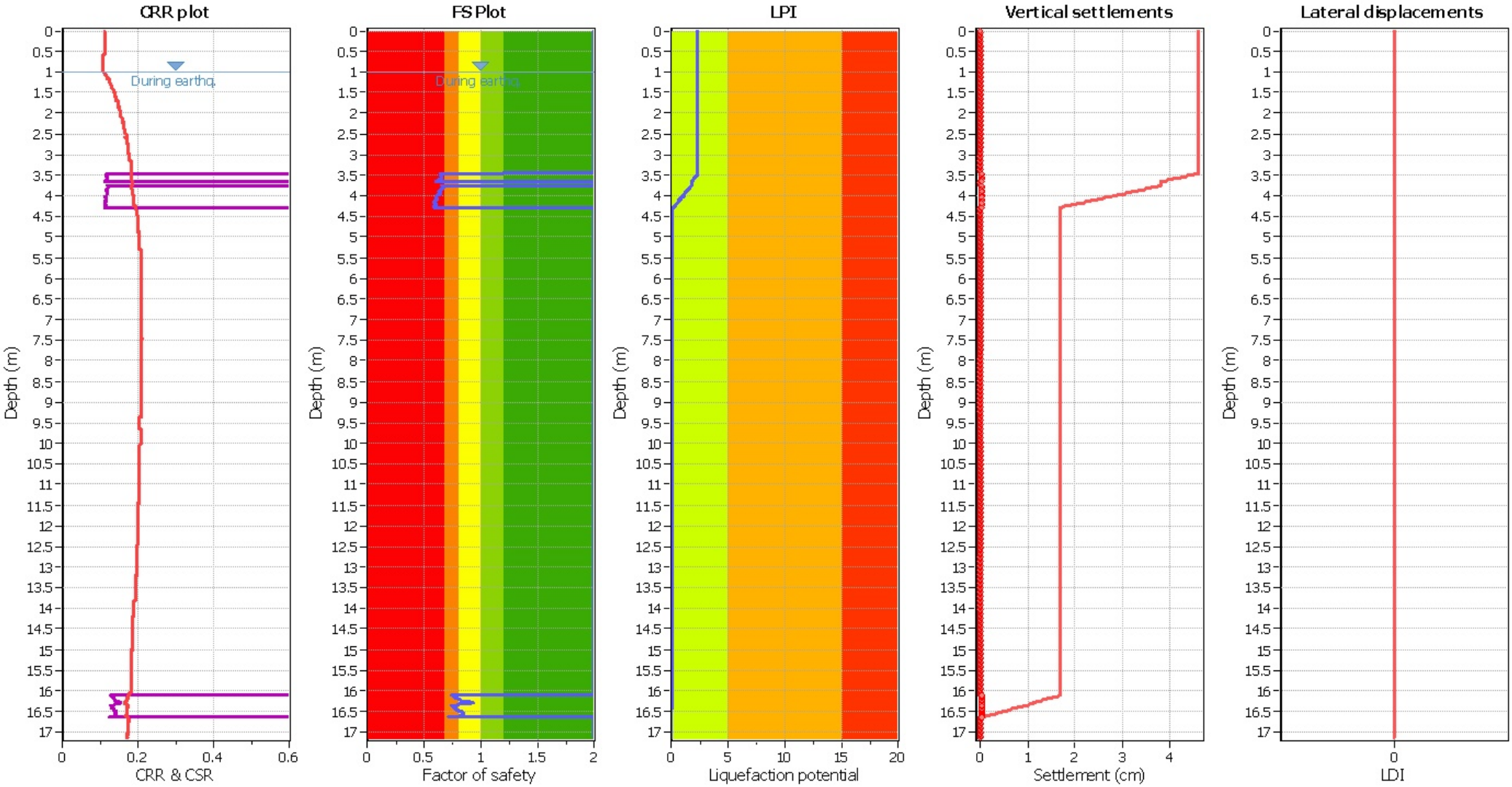

Input parameters and analysis data

Analysis method:	B&I (2014)	Depth to GWT (erthq.):	1.00 m	Fill weight:	N/A
Fines correction method:	B&I (2014)	Average results interval:	3	Transition detect. applied:	No
Points to test:	Based on Ic value	Ic cut-off value:	2.60	K_σ applied:	Yes
Earthquake magnitude M_w:	6.14	Unit weight calculation:	Based on SBT	Clay like behavior applied:	Sands only
Peak ground acceleration:	0.20	Use fill:	No	Limit depth applied:	Yes
Depth to water table (insitu):	1.00 m	Fill height:	N/A	Limit depth:	20.00 m

F.S. color scheme

- Almost certain it will liquefy
- Very likely to liquefy
- Liquefaction and no liq. are equally likely
- Unlike to liquefy
- Almost certain it will not liquefy

LPI color scheme

- Very high risk
- High risk
- Low risk

CPT basic interpretation plo

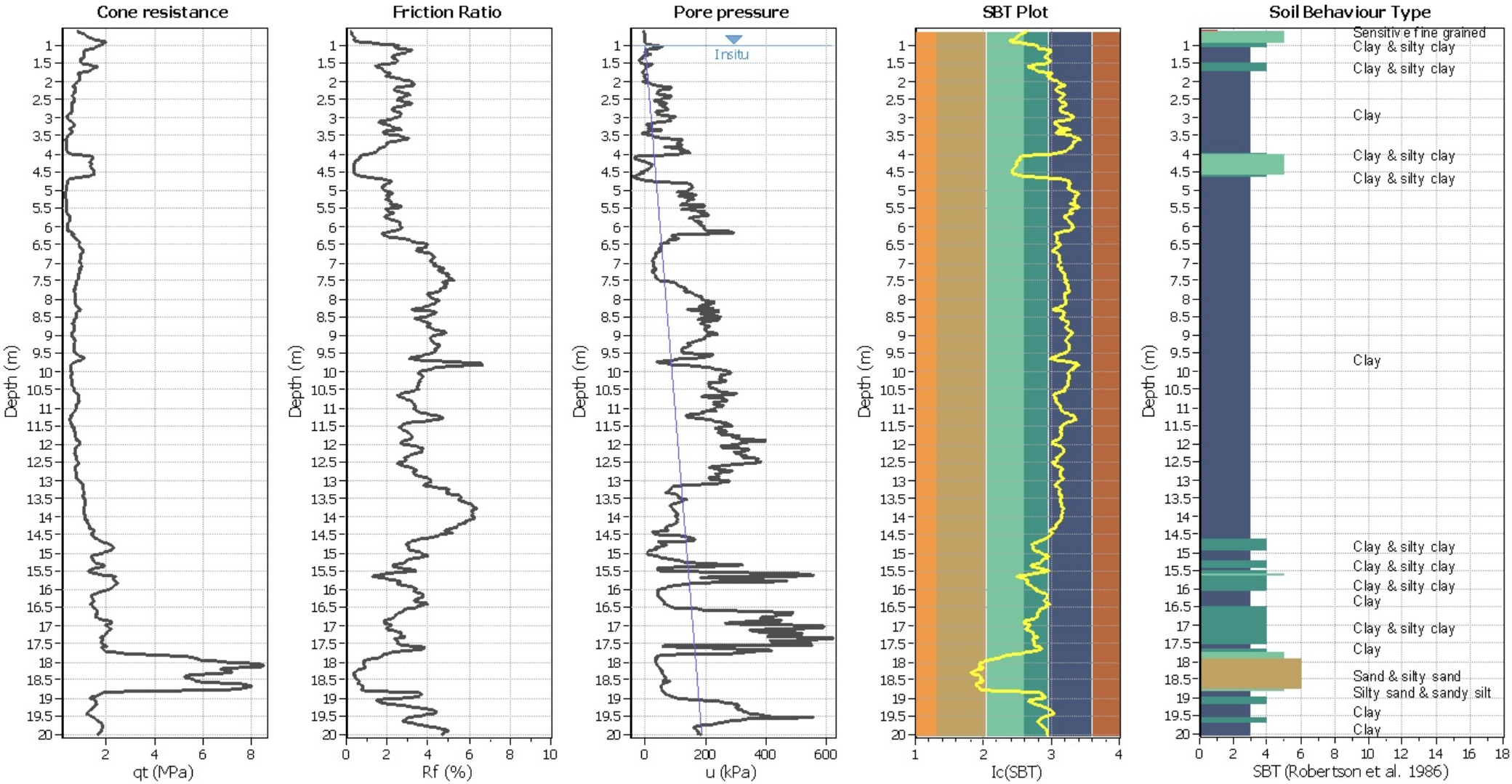

Input parameters and analysis data

Analysis method:	B&I (2014)	Depth to GWT (erthq.):	1.00 m	Fill weight:	N/A
Fines correction method:	B&I (2014)	Average results interval:	3	Transition detect. applied:	No
Points to test:	Based on Ic value	Ic cut-off value:	2.60	K_σ applied:	Yes
Earthquake magnitude M_w:	6.14	Unit weight calculation:	Based on SBT	Clay like behavior applied:	Sands only
Peak ground acceleration:	0.20	Use fill:	No	Limit depth applied:	Yes
Depth to water table (insitu):	1.00 m	Fill height:	N/A	Limit depth:	20.00 m

SBT legend

1. Sensitive fine grained
2. Organic material
3. Clay to silty clay
4. Clayey silt to silty clay
5. Silty sand to sandy silt
6. Clean sand to silty sand
7. Gravely sand to sand
8. Very stiff sand to clayey sand
9. Very stiff fine grained

Liquefaction analysis overall plot

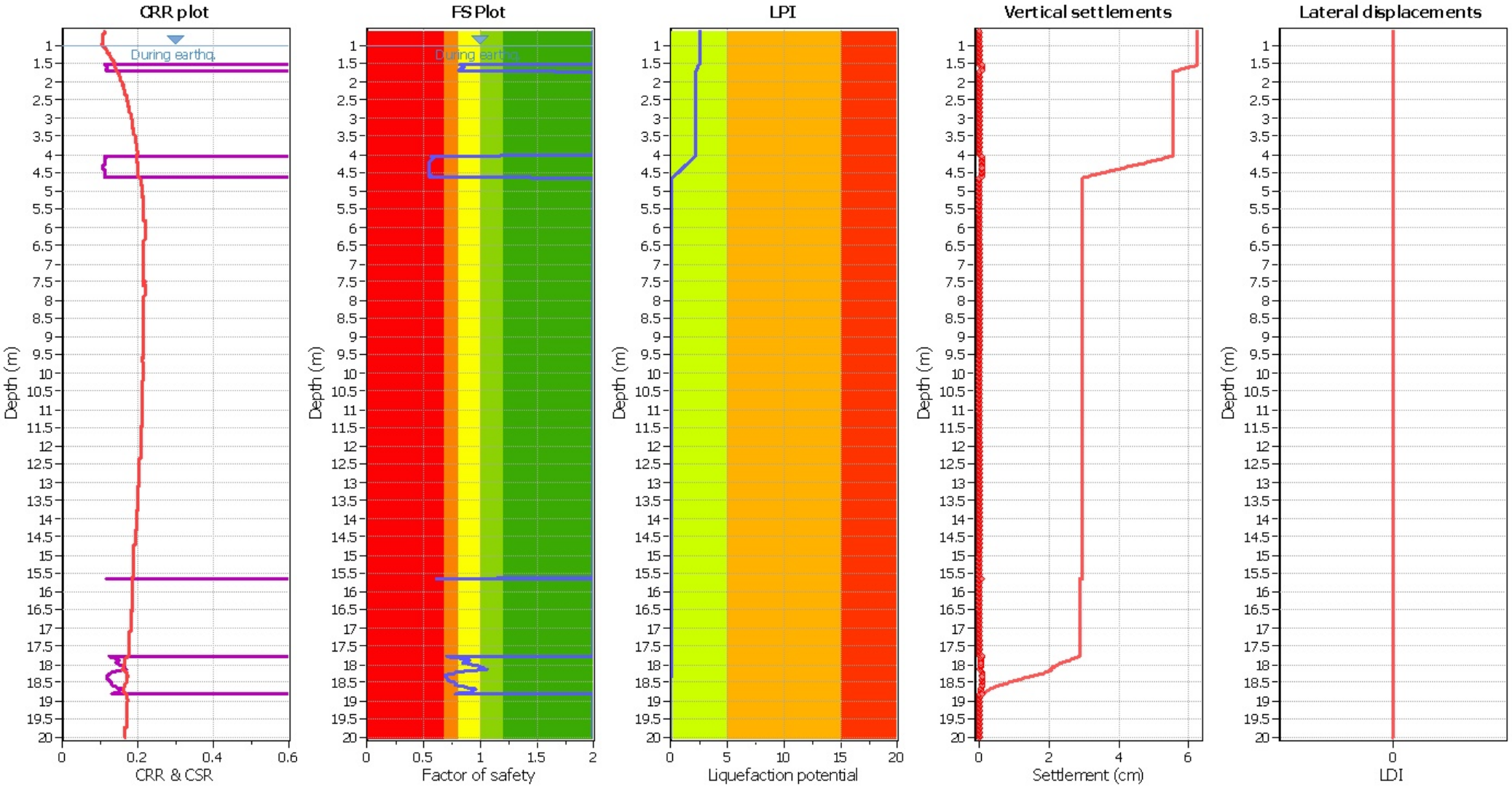

Input parameters and analysis data

Analysis method:	B&I (2014)	Depth to GWT (erthq.):	1.00 m	Fill weight:	N/A
Fines correction method:	B&I (2014)	Average results interval:	3	Transition detect. applied:	No
Points to test:	Based on Ic value	Ic cut-off value:	2.60	K_σ applied:	Yes
Earthquake magnitude M_w:	6.14	Unit weight calculation:	Based on SBT	Clay like behavior applied:	Sands only
Peak ground acceleration:	0.20	Use fill:	No	Limit depth applied:	Yes
Depth to water table (insitu):	1.00 m	Fill height:	N/A	Limit depth:	20.00 m

F.S. color scheme

- Almost certain it will liquefy
- Very likely to liquefy
- Liquefaction and no liq. are equally likely
- Unlike to liquefy
- Almost certain it will not liquefy

LPI color scheme

- Very high risk
- High risk
- Low risk

CPT basic interpretation plo

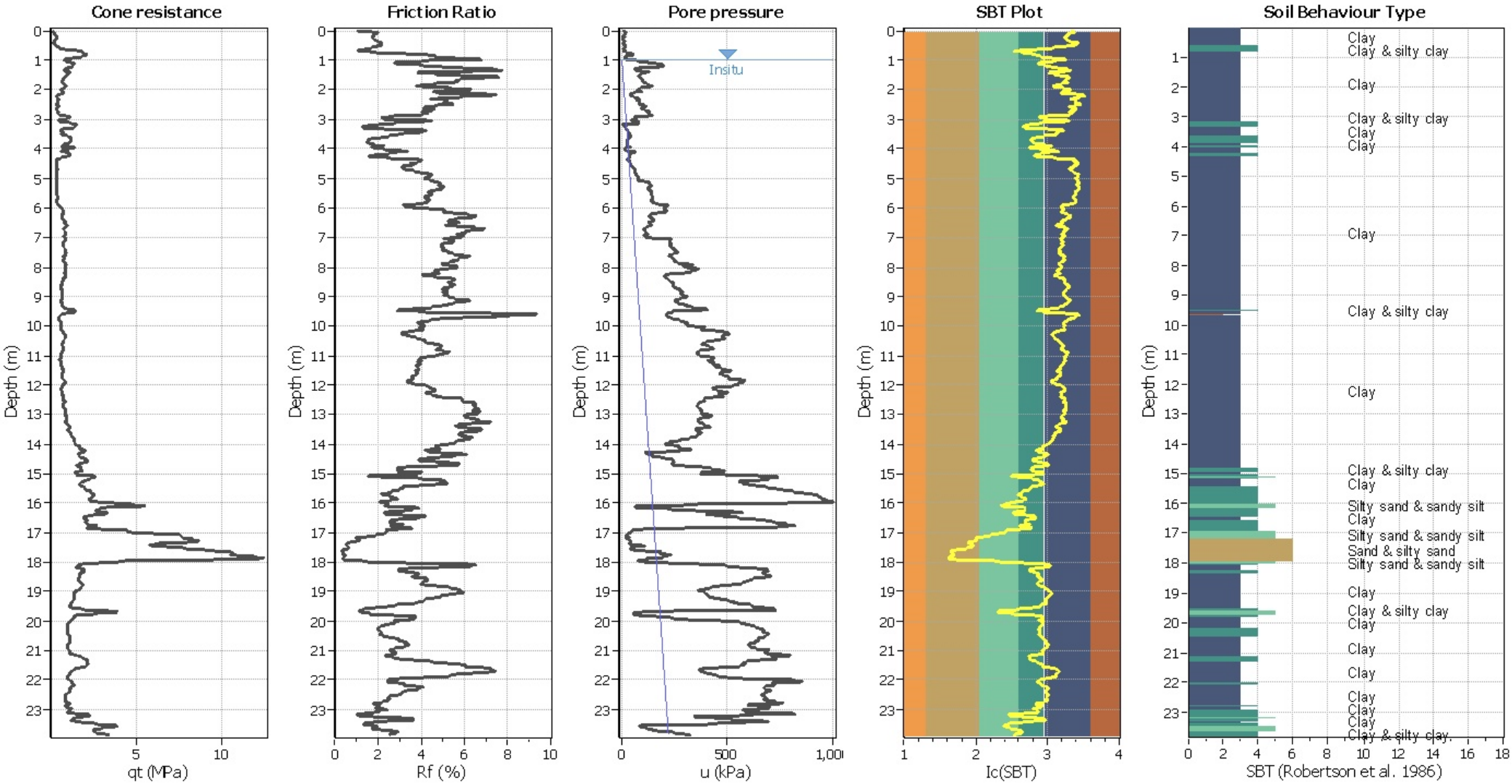

Input parameters and analysis data

Analysis method:	B&I (2014)	Depth to GWT (erthq.):	1.00 m	Fill weight:	N/A
Fines correction method:	B&I (2014)	Average results interval:	3	Transition detect. applied:	No
Points to test:	Based on Ic value	Ic cut-off value:	2.60	K_σ applied:	Yes
Earthquake magnitude M_w:	6.14	Unit weight calculation:	Based on SBT	Clay like behavior applied:	Sands only
Peak ground acceleration:	0.20	Use fill:	No	Limit depth applied:	Yes
Depth to water table (insitu):	1.00 m	Fill height:	N/A	Limit depth:	20.00 m

SBT legend

1. Sensitive fine grained
2. Organic material
3. Clay to silty clay
4. Clayey silt to silty clay
5. Silty sand to sandy silt
6. Clean sand to silty sand
7. Gravely sand to sand
8. Very stiff sand to clayey sand
9. Very stiff fine grained

Liquefaction analysis overall plot

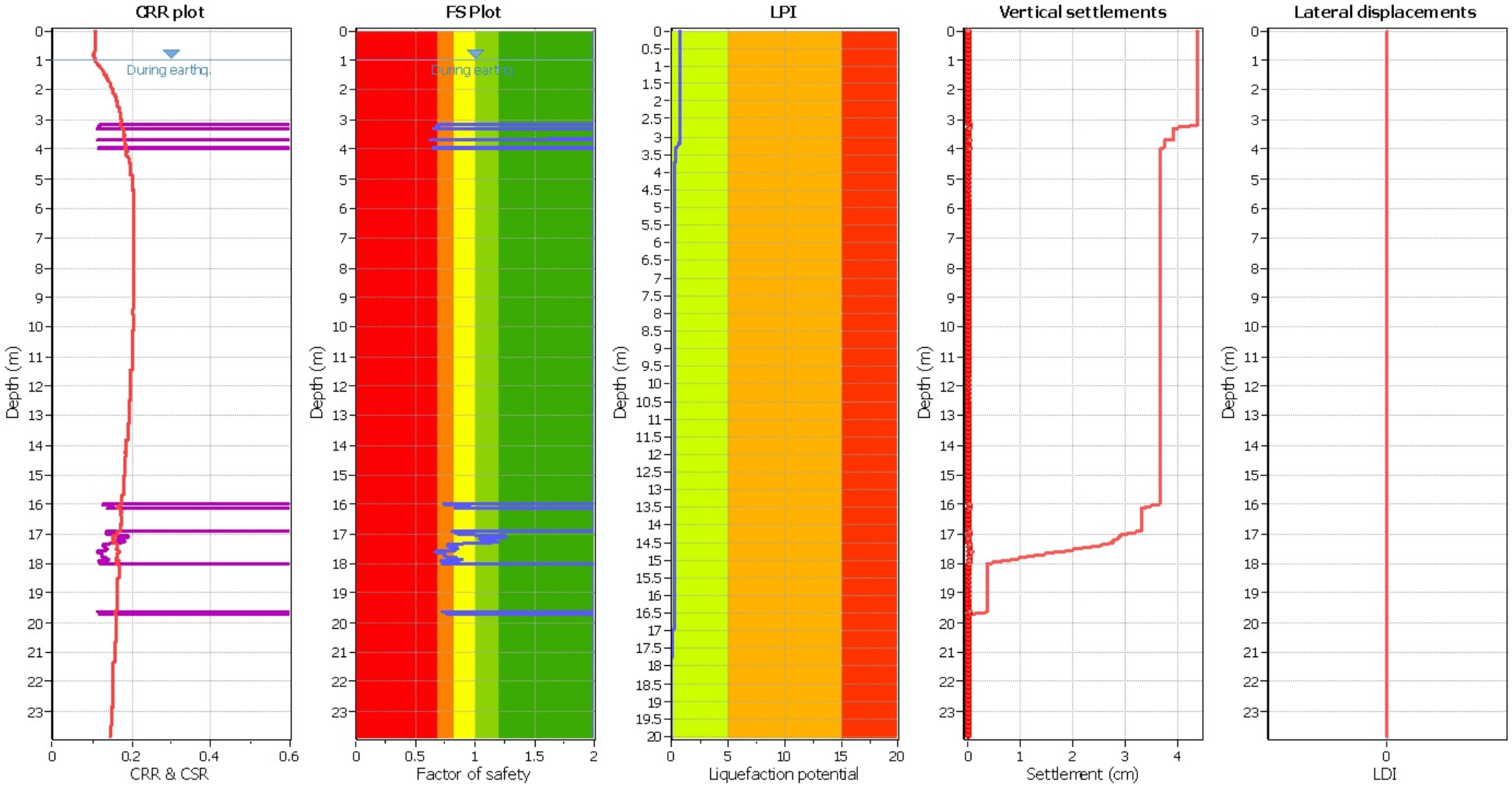

Input parameters and analysis data

Analysis method:	B&I (2014)	Depth to GWT (erthq.):	1.00 m	Fill weight:	N/A
Fines correction method:	B&I (2014)	Average results interval:	3	Transition detect. applied:	No
Points to test:	Based on Ic value	Ic cut-off value:	2.60	K_σ applied:	Yes
Earthquake magnitude M_w:	6.14	Unit weight calculation:	Based on SBT	Clay like behavior applied:	Sands only
Peak ground acceleration:	0.20	Use fill:	No	Limit depth applied:	Yes
Depth to water table (insitu):	1.00 m	Fill height:	N/A	Limit depth:	20.00 m

F.S. color scheme

- Almost certain it will liquefy
- Very likely to liquefy
- Liquefaction and no liq. are equally likely
- Unlike to liquefy
- Almost certain it will not liquefy

LPI color scheme

- Very high risk
- High risk
- Low risk

CPT basic interpretation plo

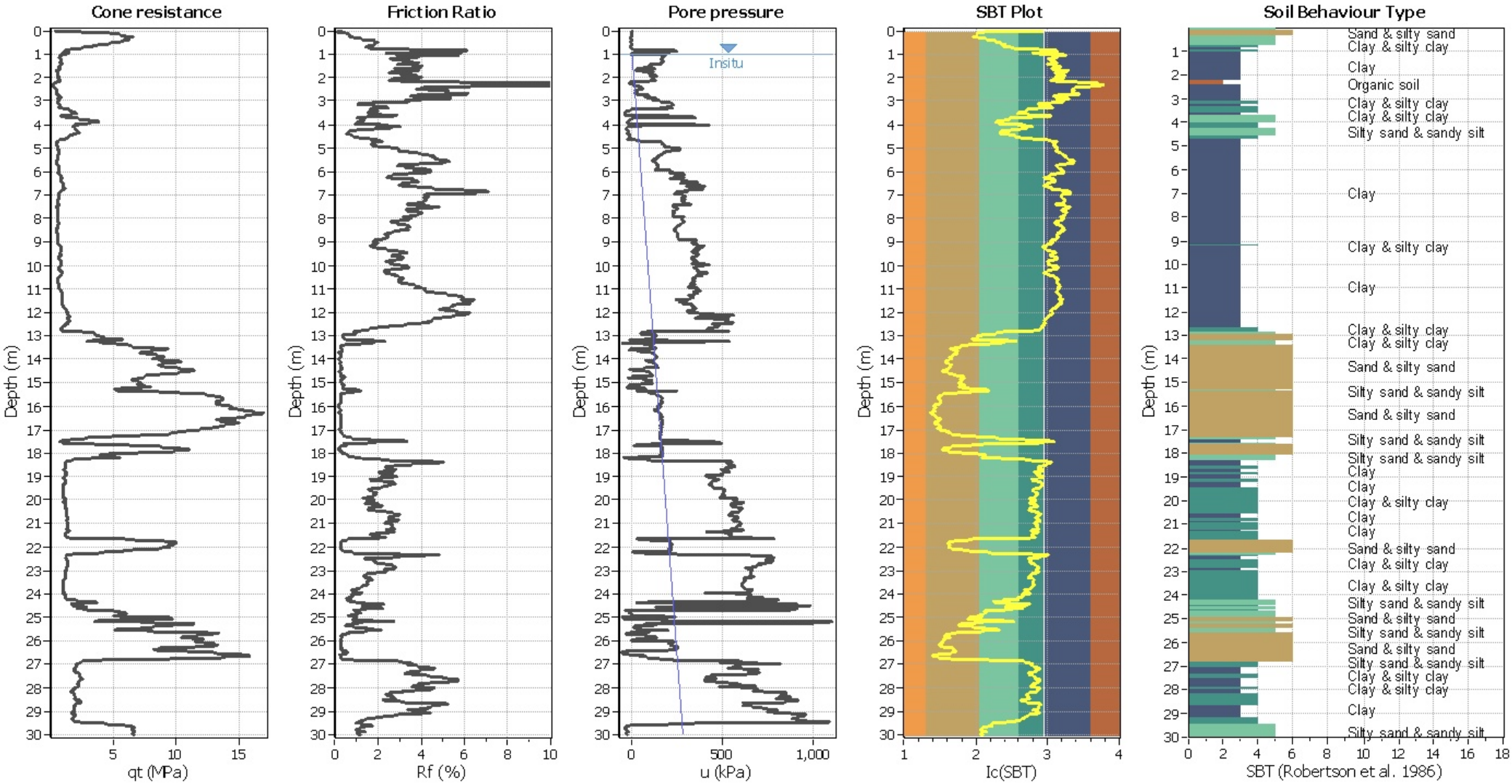

Input parameters and analysis data

Analysis method:	B&I (2014)	Depth to GWT (erthq.):	1.00 m	Fill weight:	N/A
Fines correction method:	B&I (2014)	Average results interval:	3	Transition detect. applied:	No
Points to test:	Based on Ic value	Ic cut-off value:	2.60	K_σ applied:	Yes
Earthquake magnitude M_w:	6.14	Unit weight calculation:	Based on SBT	Clay like behavior applied:	Sands only
Peak ground acceleration:	0.20	Use fill:	No	Limit depth applied:	Yes
Depth to water table (insitu):	1.00 m	Fill height:	N/A	Limit depth:	20.00 m

SBT legend

1. Sensitive fine grained
2. Organic material
3. Clay to silty clay
4. Clayey silt to silty clay
5. Silty sand to sandy silt
6. Clean sand to silty sand
7. Gravely sand to sand
8. Very stiff sand to clayey sand
9. Very stiff fine grained

Liquefaction analysis overall plot

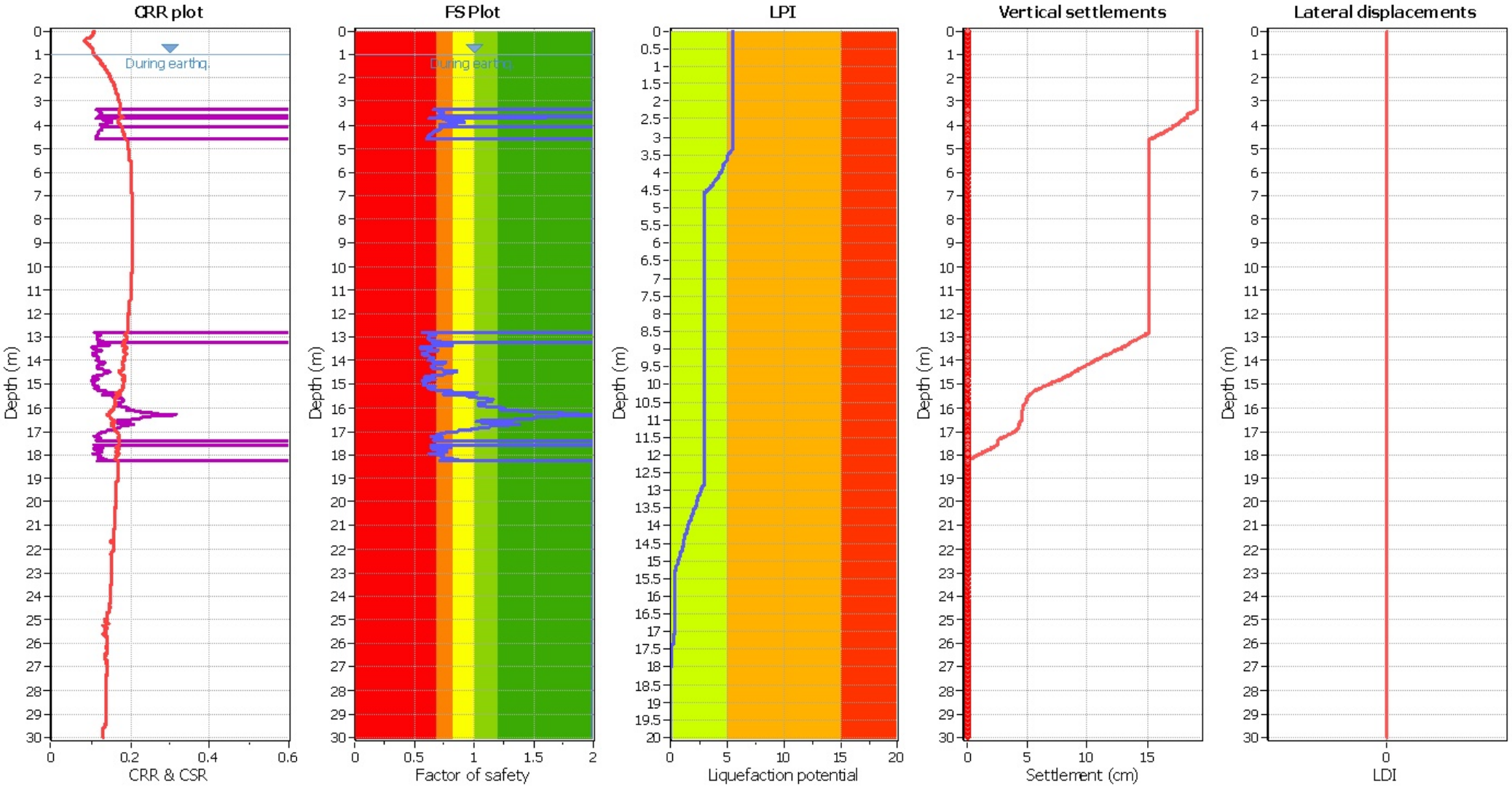

Input parameters and analysis data

Analysis method:	B&I (2014)	Depth to GWT (erthq.):	1.00 m	Fill weight:	N/A
Fines correction method:	B&I (2014)	Average results interval:	3	Transition detect. applied:	No
Points to test:	Based on Ic value	Ic cut-off value:	2.60	K_σ applied:	Yes
Earthquake magnitude M_w:	6.14	Unit weight calculation:	Based on SBT	Clay like behavior applied:	Sands only
Peak ground acceleration:	0.20	Use fill:	No	Limit depth applied:	Yes
Depth to water table (insitu):	1.00 m	Fill height:	N/A	Limit depth:	20.00 m

F.S. color scheme

- Almost certain it will liquefy
- Very likely to liquefy
- Liquefaction and no liq. are equally likely
- Unlike to liquefy
- Almost certain it will not liquefy

LPI color scheme

- Very high risk
- High risk
- Low risk

CPT basic interpretation plo

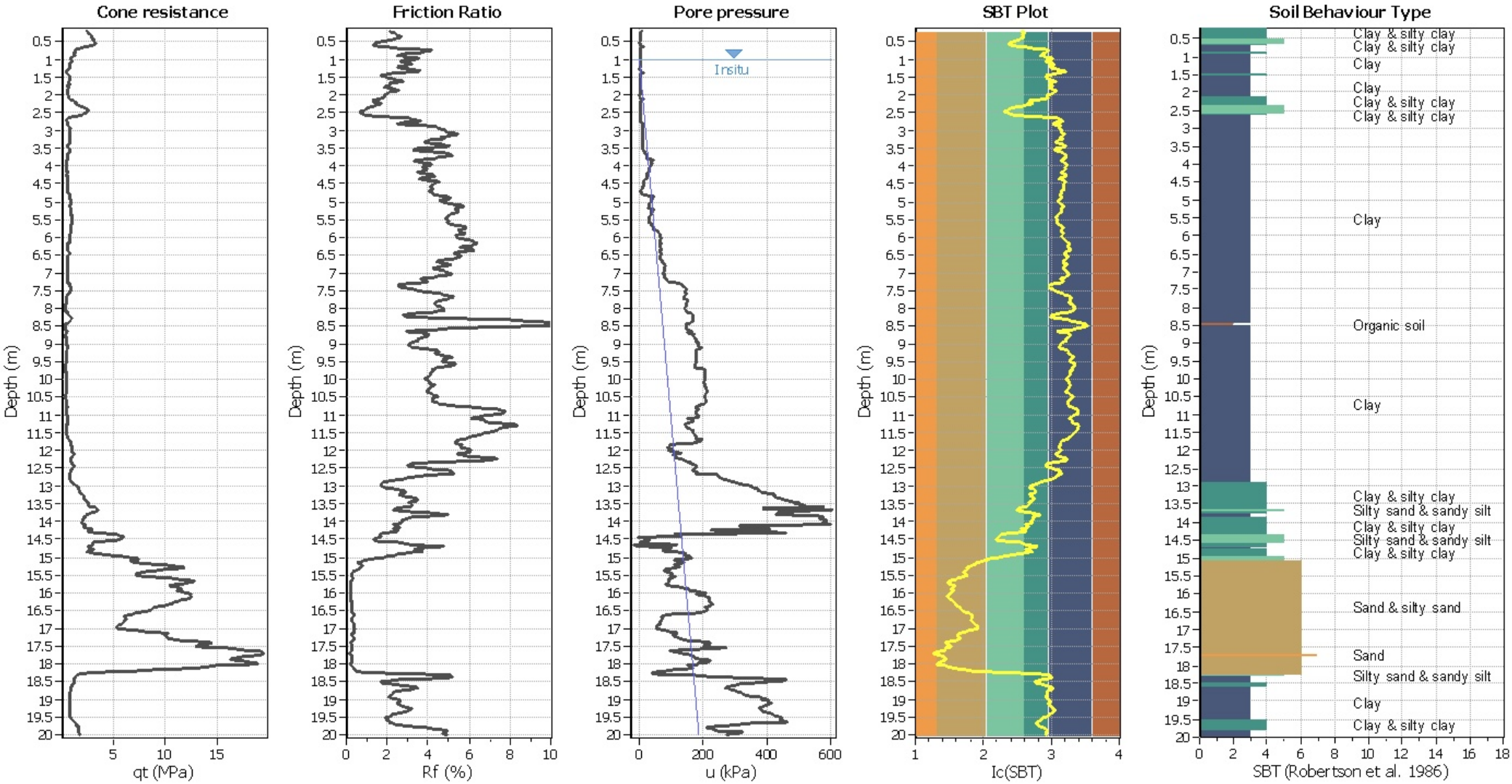

Input parameters and analysis data

Analysis method:	B&I (2014)	Depth to GWT (erthq.):	1.00 m	Fill weight:	N/A
Fines correction method:	B&I (2014)	Average results interval:	3	Transition detect. applied:	No
Points to test:	Based on Ic value	Ic cut-off value:	2.60	K_σ applied:	Yes
Earthquake magnitude M_w:	6.14	Unit weight calculation:	Based on SBT	Clay like behavior applied:	Sands only
Peak ground acceleration:	0.20	Use fill:	No	Limit depth applied:	Yes
Depth to water table (insitu):	1.00 m	Fill height:	N/A	Limit depth:	20.00 m

SBT legend

1. Sensitive fine grained
2. Organic material
3. Clay to silty clay
4. Clayey silt to silty clay
5. Silty sand to sandy silt
6. Clean sand to silty sand
7. Gravely sand to sand
8. Very stiff sand to clayey sand
9. Very stiff fine grained

Liquefaction analysis overall plot

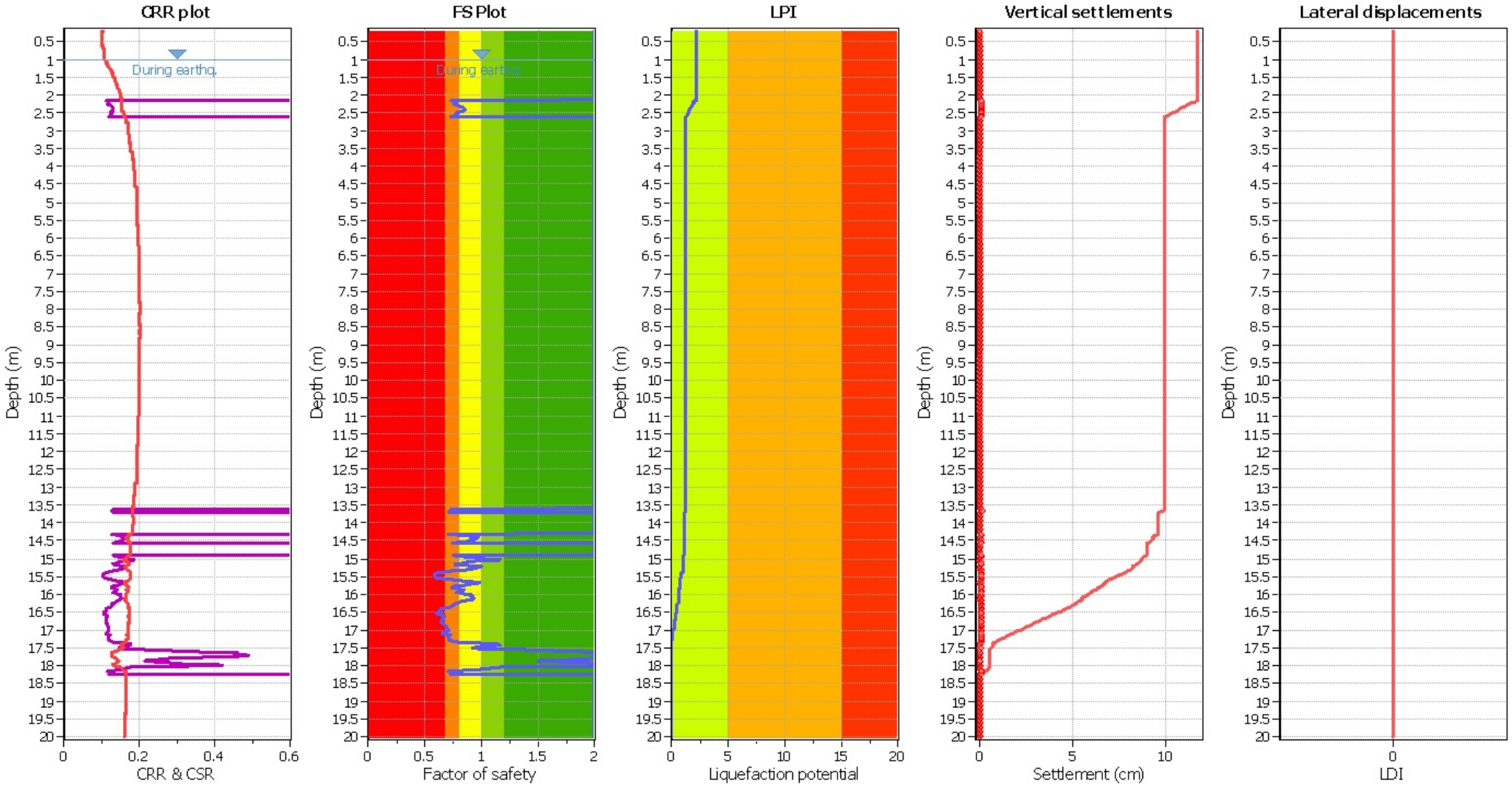

Input parameters and analysis data

Analysis method:	B&I (2014)	Depth to GWT (erthq.):	1.00 m	Fill weight:	N/A
Fines correction method:	B&I (2014)	Average results interval:	3	Transition detect. applied:	No
Points to test:	Based on Ic value	Ic cut-off value:	2.60	K_σ applied:	Yes
Earthquake magnitude M_w:	6.14	Unit weight calculation:	Based on SBT	Clay like behavior applied:	Sands only
Peak ground acceleration:	0.20	Use fill:	No	Limit depth applied:	Yes
Depth to water table (insitu):	1.00 m	Fill height:	N/A	Limit depth:	20.00 m

F.S. color scheme

- Almost certain it will liquefy
- Very likely to liquefy
- Liquefaction and no liq. are equally likely
- Unlike to liquefy
- Almost certain it will not liquefy

LPI color scheme

- Very high risk
- High risk
- Low risk

CPT basic interpretation plo

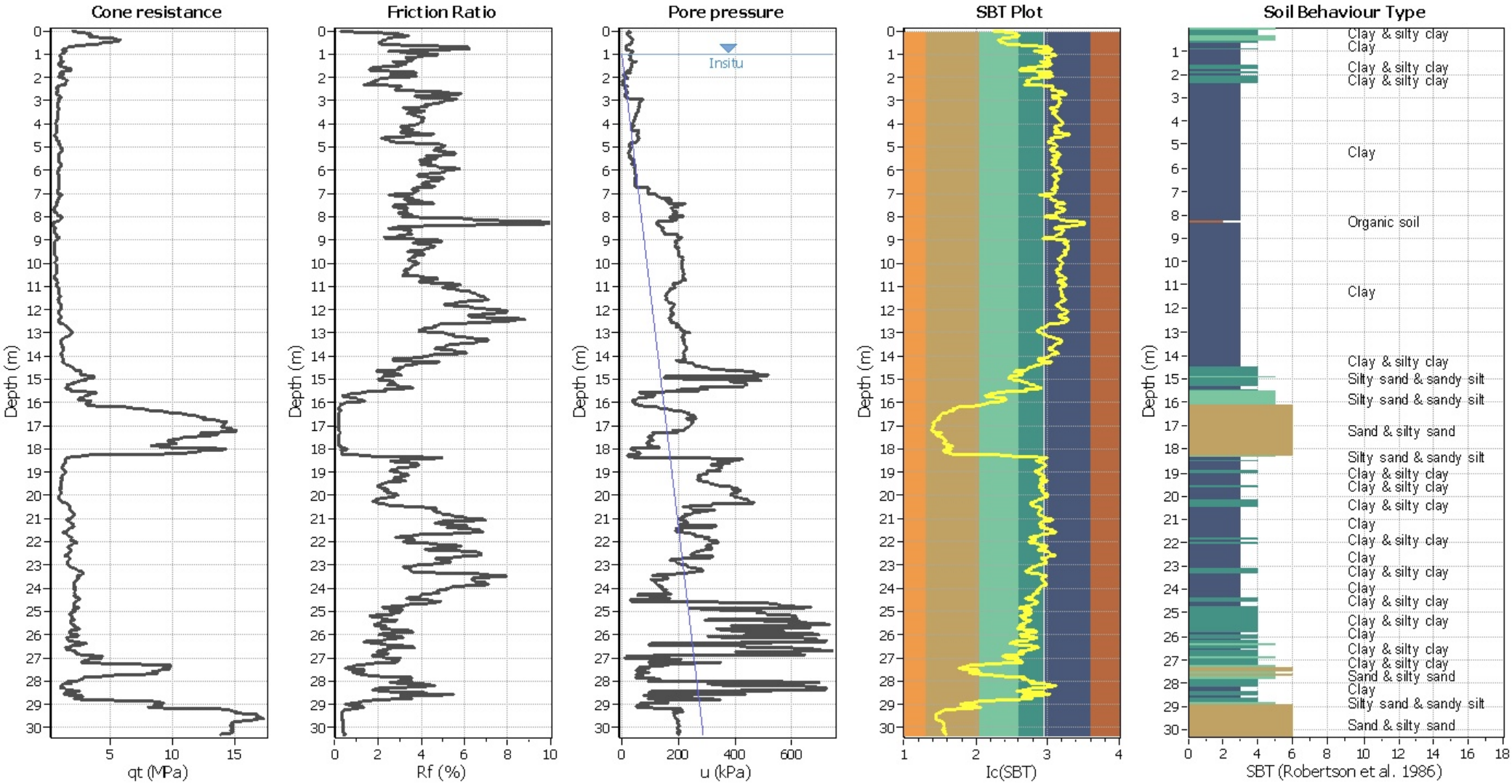

Input parameters and analysis data

Analysis method:	B&I (2014)	Depth to GWT (erthq.):	1.00 m	Fill weight:	N/A
Fines correction method:	B&I (2014)	Average results interval:	3	Transition detect. applied:	No
Points to test:	Based on Ic value	Ic cut-off value:	2.60	K_σ applied:	Yes
Earthquake magnitude M_w:	6.14	Unit weight calculation:	Based on SBT	Clay like behavior applied:	Sands only
Peak ground acceleration:	0.20	Use fill:	No	Limit depth applied:	Yes
Depth to water table (insitu):	1.00 m	Fill height:	N/A	Limit depth:	20.00 m

SBT legend

1. Sensitive fine grained
2. Organic material
3. Clay to silty clay
4. Clayey silt to silty clay
5. Silty sand to sandy silt
6. Clean sand to silty sand
7. Gravely sand to sand
8. Very stiff sand to clayey sand
9. Very stiff fine grained

Liquefaction analysis overall plot

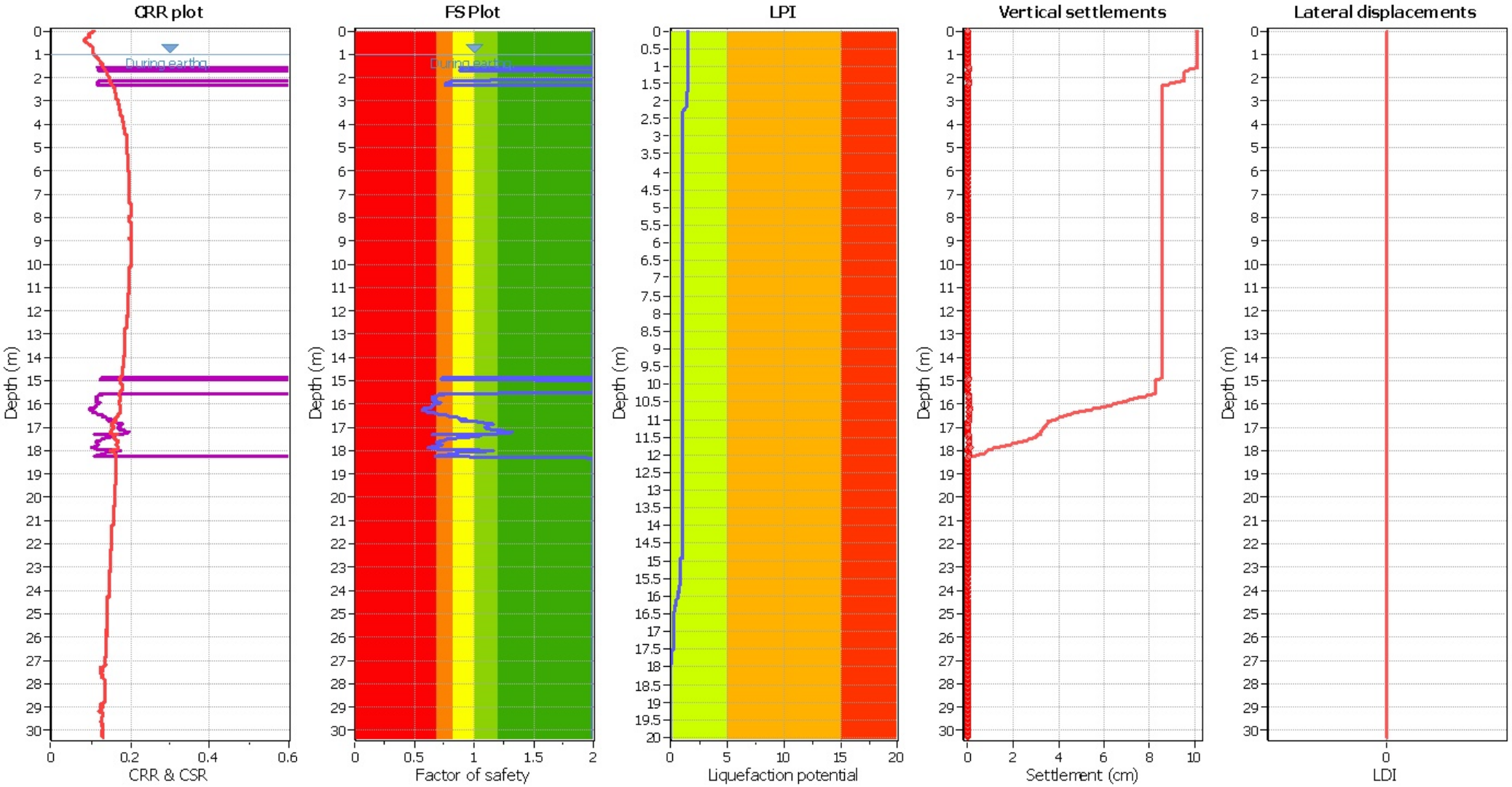

Input parameters and analysis data

Analysis method:	B&I (2014)	Depth to GWT (erthq.):	1.00 m	Fill weight:	N/A
Fines correction method:	B&I (2014)	Average results interval:	3	Transition detect. applied:	No
Points to test:	Based on Ic value	Ic cut-off value:	2.60	K_σ applied:	Yes
Earthquake magnitude M_w:	6.14	Unit weight calculation:	Based on SBT	Clay like behavior applied:	Sands only
Peak ground acceleration:	0.20	Use fill:	No	Limit depth applied:	Yes
Depth to water table (insitu):	1.00 m	Fill height:	N/A	Limit depth:	20.00 m

F.S. color scheme

- Almost certain it will liquefy
- Very likely to liquefy
- Liquefaction and no liq. are equally likely
- Unlike to liquefy
- Almost certain it will not liquefy

LPI color scheme

- Very high risk
- High risk
- Low risk

CPT basic interpretation plo

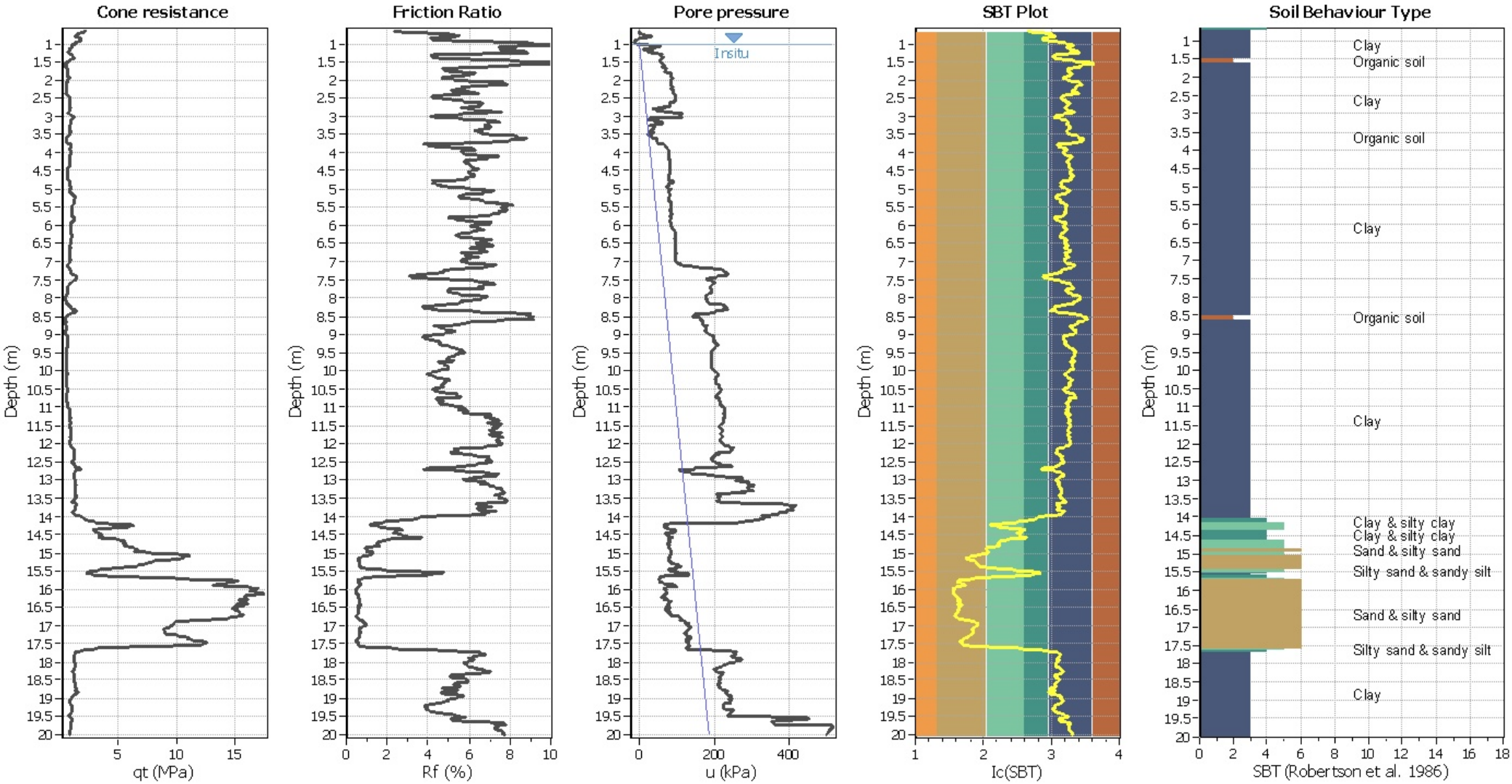

Input parameters and analysis data

Analysis method:	B&I (2014)	Depth to GWT (erthq.):	1.00 m	Fill weight:	N/A
Fines correction method:	B&I (2014)	Average results interval:	3	Transition detect. applied:	No
Points to test:	Based on Ic value	Ic cut-off value:	2.60	K_σ applied:	Yes
Earthquake magnitude M_w:	6.14	Unit weight calculation:	Based on SBT	Clay like behavior applied:	Sands only
Peak ground acceleration:	0.20	Use fill:	No	Limit depth applied:	Yes
Depth to water table (insitu):	1.00 m	Fill height:	N/A	Limit depth:	20.00 m

SBT legend

1. Sensitive fine grained	4. Clayey silt to silty clay	7. Gravely sand to sand
2. Organic material	5. Silty sand to sandy silt	8. Very stiff sand to clayey sand
3. Clay to silty clay	6. Clean sand to silty sand	9. Very stiff fine grained

Liquefaction analysis overall plot

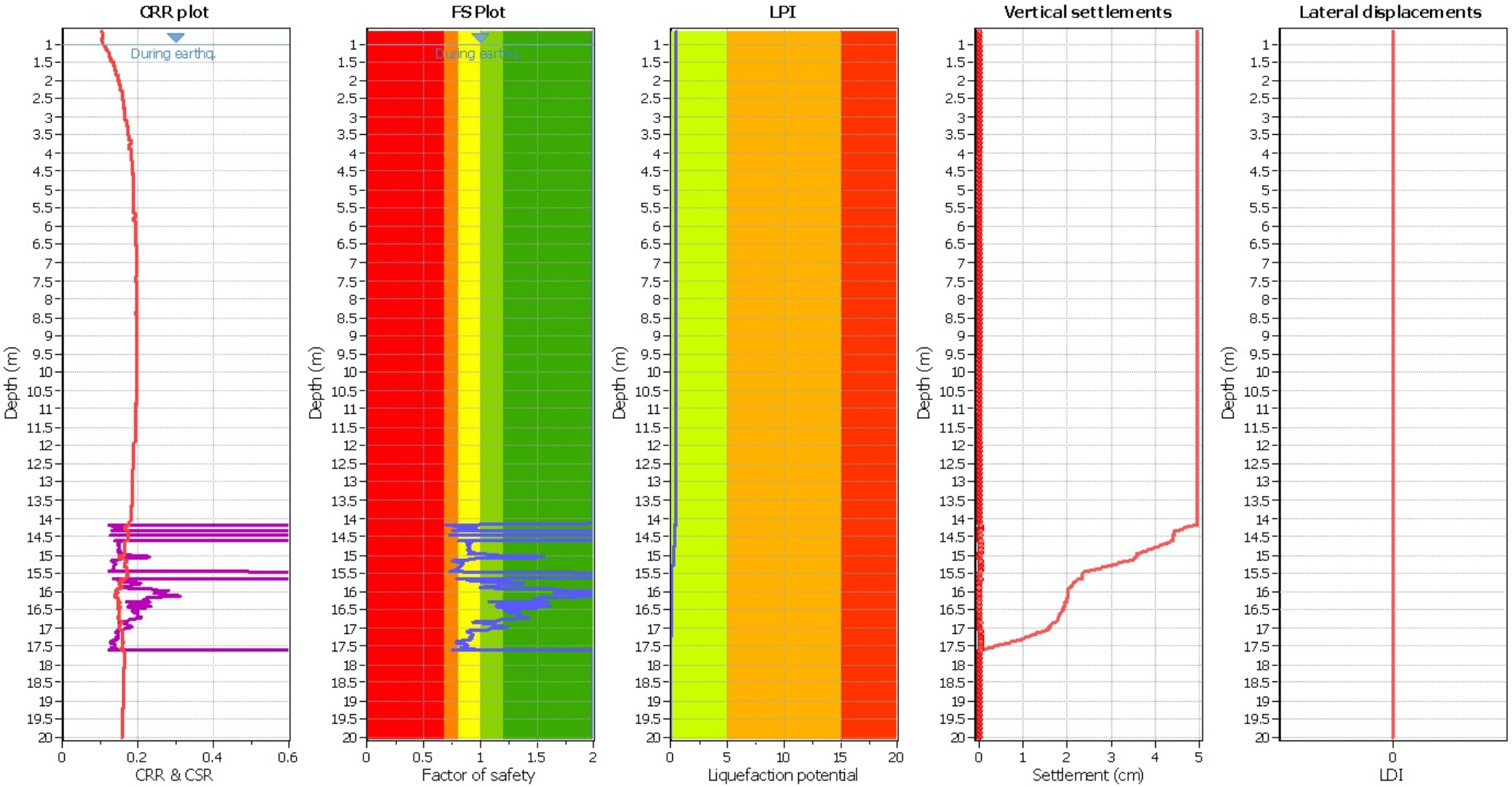

Input parameters and analysis data

Analysis method:	B&I (2014)	Depth to GWT (erthq.):	1.00 m	Fill weight:	N/A
Fines correction method:	B&I (2014)	Average results interval:	3	Transition detect. applied:	No
Points to test:	Based on Ic value	Ic cut-off value:	2.60	K_σ applied:	Yes
Earthquake magnitude M_w:	6.14	Unit weight calculation:	Based on SBT	Clay like behavior applied:	Sands only
Peak ground acceleration:	0.20	Use fill:	No	Limit depth applied:	Yes
Depth to water table (insitu):	1.00 m	Fill height:	N/A	Limit depth:	20.00 m

F.S. color scheme

- Almost certain it will liquefy
- Very likely to liquefy
- Liquefaction and no liq. are equally likely
- Unlike to liquefy
- Almost certain it will not liquefy

LPI color scheme

- Very high risk
- High risk
- Low risk

CPT basic interpretation plo

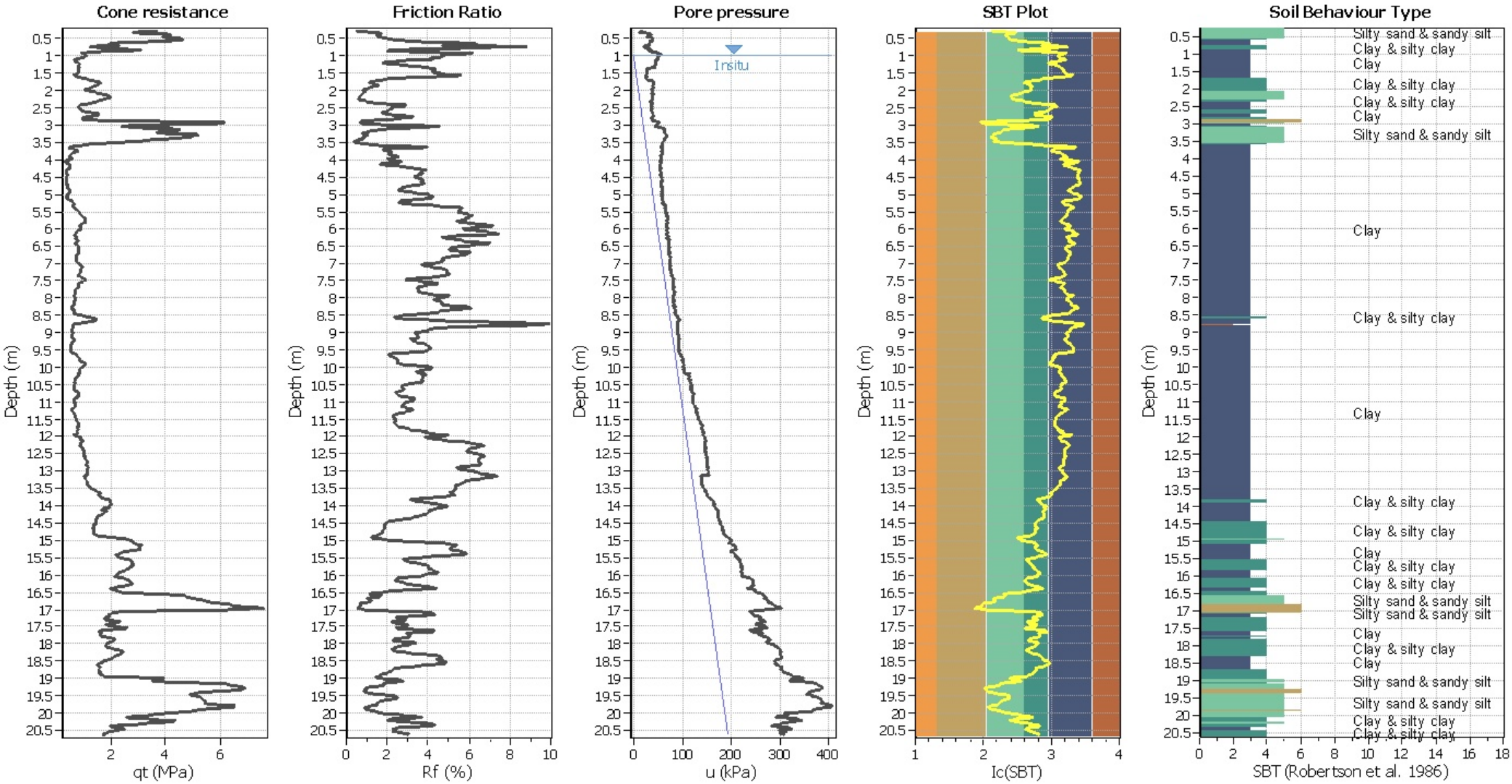

Input parameters and analysis data

Analysis method:	B&I (2014)	Depth to GWT (erthq.):	1.00 m	Fill weight:	N/A
Fines correction method:	B&I (2014)	Average results interval:	3	Transition detect. applied:	No
Points to test:	Based on Ic value	Ic cut-off value:	2.60	K_σ applied:	Yes
Earthquake magnitude M_w:	6.14	Unit weight calculation:	Based on SBT	Clay like behavior applied:	Sands only
Peak ground acceleration:	0.20	Use fill:	No	Limit depth applied:	Yes
Depth to water table (insitu):	1.00 m	Fill height:	N/A	Limit depth:	20.00 m

SBT legend

1. Sensitive fine grained
2. Organic material
3. Clay to silty clay
4. Clayey silt to silty clay
5. Silty sand to sandy silt
6. Clean sand to silty sand
7. Gravely sand to sand
8. Very stiff sand to clayey sand
9. Very stiff fine grained

Liquefaction analysis overall plot

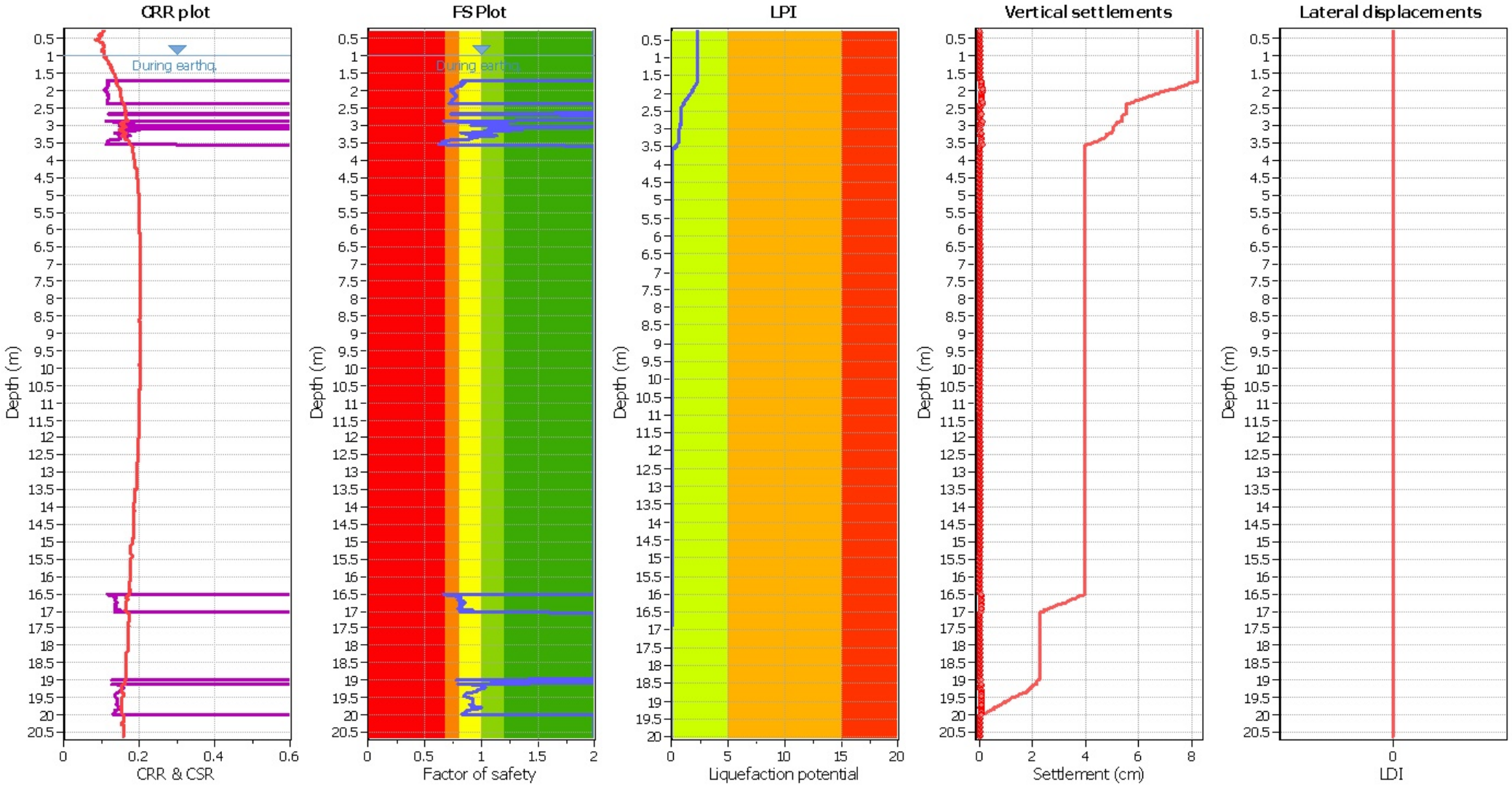

Input parameters and analysis data

Analysis method:	B&I (2014)	Depth to GWT (erthq.):	1.00 m	Fill weight:	N/A
Fines correction method:	B&I (2014)	Average results interval:	3	Transition detect. applied:	No
Points to test:	Based on Ic value	Ic cut-off value:	2.60	K_σ applied:	Yes
Earthquake magnitude M_w:	6.14	Unit weight calculation:	Based on SBT	Clay like behavior applied:	Sands only
Peak ground acceleration:	0.20	Use fill:	No	Limit depth applied:	Yes
Depth to water table (insitu):	1.00 m	Fill height:	N/A	Limit depth:	20.00 m

F.S. color scheme

- Almost certain it will liquefy
- Very likely to liquefy
- Liquefaction and no liq. are equally likely
- Unlike to liquefy
- Almost certain it will not liquefy

LPI color scheme

- Very high risk
- High risk
- Low risk

CPT basic interpretation plo

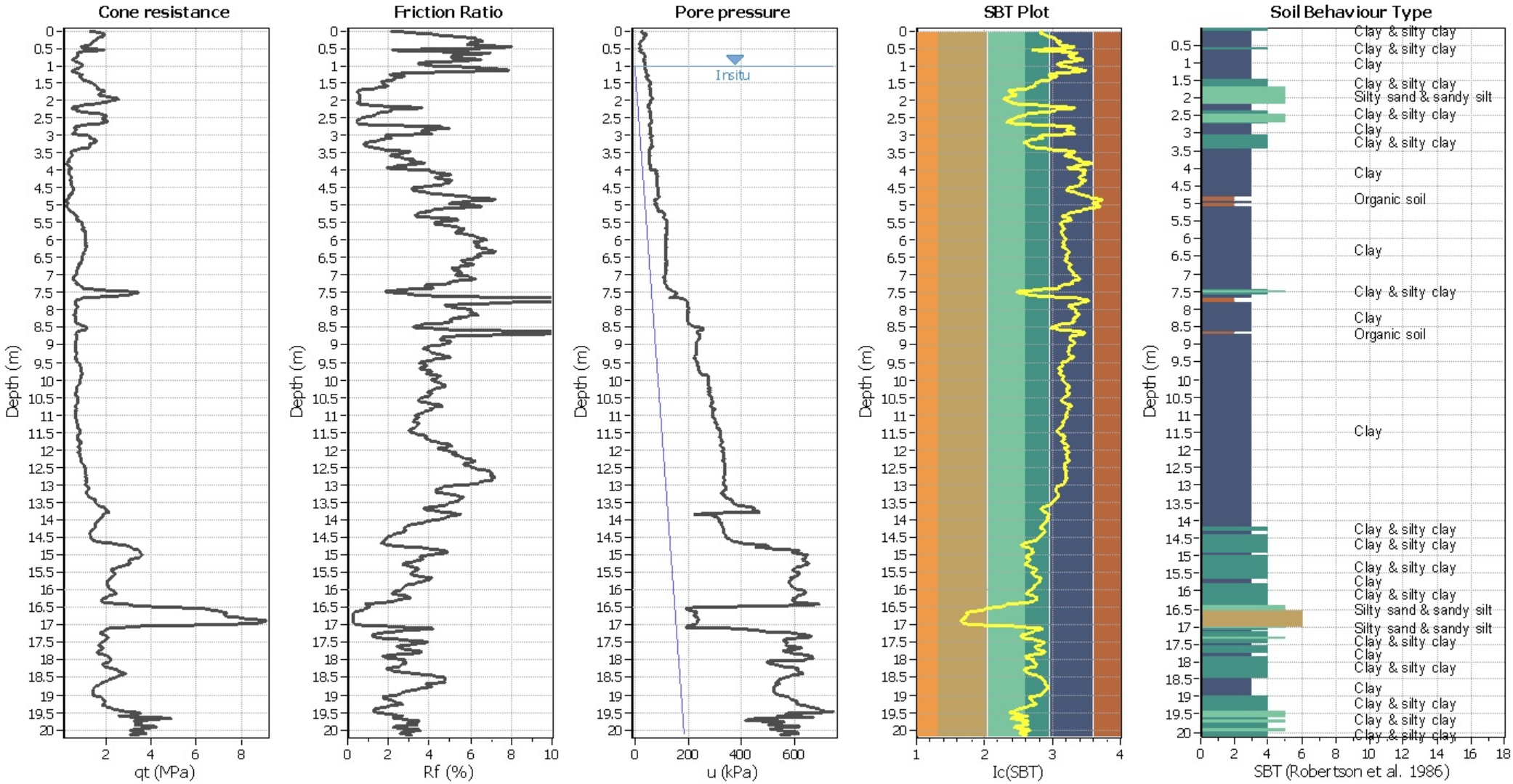

Input parameters and analysis data

Analysis method:	B&I (2014)	Depth to GWT (erthq.):	1.00 m	Fill weight:	N/A
Fines correction method:	B&I (2014)	Average results interval:	3	Transition detect. applied:	No
Points to test:	Based on Ic value	Ic cut-off value:	2.60	K_σ applied:	Yes
Earthquake magnitude M_w:	6.14	Unit weight calculation:	Based on SBT	Clay like behavior applied:	Sands only
Peak ground acceleration:	0.20	Use fill:	No	Limit depth applied:	Yes
Depth to water table (insitu):	1.00 m	Fill height:	N/A	Limit depth:	20.00 m

SBT legend

1. Sensitive fine grained
2. Organic material
3. Clay to silty clay
4. Clayey silt to silty clay
5. Silty sand to sandy silt
6. Clean sand to silty sand
7. Gravely sand to sand
8. Very stiff sand to clayey sand
9. Very stiff fine grained

Liquefaction analysis overall plot

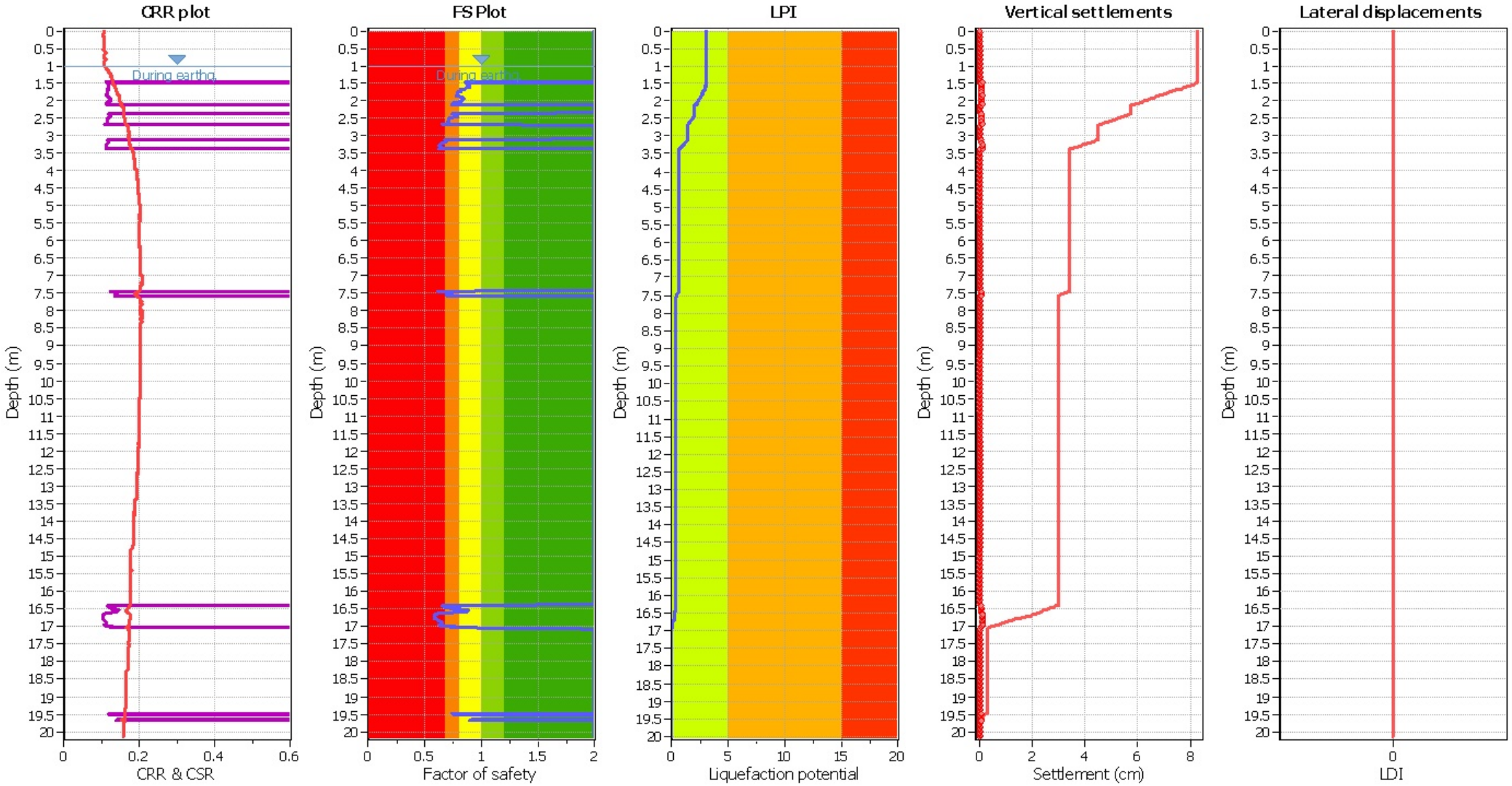

Input parameters and analysis data

Analysis method:	B&I (2014)	Depth to GWT (erthq.):	1.00 m	Fill weight:	N/A
Fines correction method:	B&I (2014)	Average results interval:	3	Transition detect. applied:	No
Points to test:	Based on Ic value	Ic cut-off value:	2.60	K_σ applied:	Yes
Earthquake magnitude M_w:	6.14	Unit weight calculation:	Based on SBT	Clay like behavior applied:	Sands only
Peak ground acceleration:	0.20	Use fill:	No	Limit depth applied:	Yes
Depth to water table (insitu):	1.00 m	Fill height:	N/A	Limit depth:	20.00 m

F.S. color scheme

- Almost certain it will liquefy
- Very likely to liquefy
- Liquefaction and no liq. are equally likely
- Unlike to liquefy
- Almost certain it will not liquefy

LPI color scheme

- Very high risk
- High risk
- Low risk

CPT basic interpretation plo

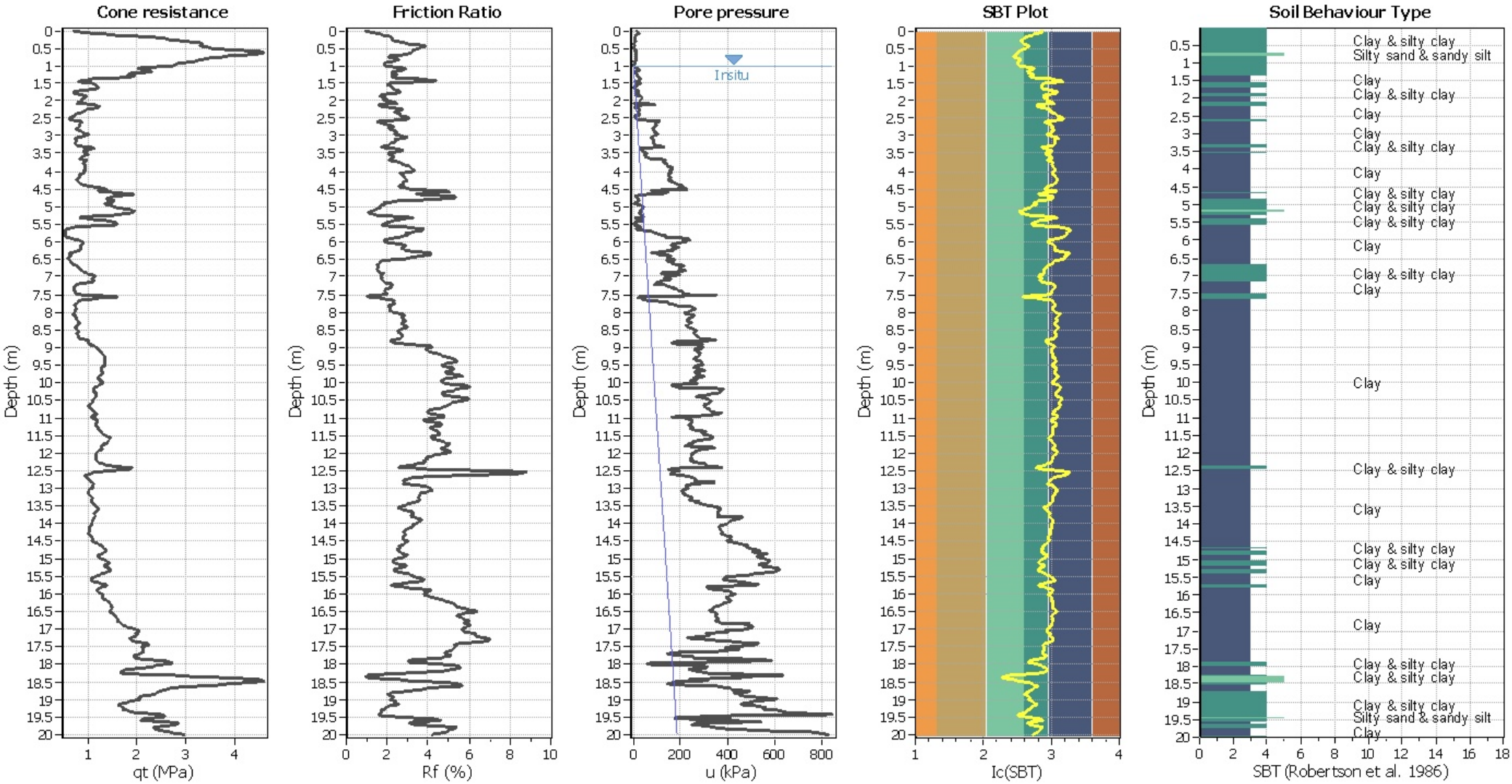

Input parameters and analysis data

Analysis method:	B&I (2014)	Depth to GWT (erthq.):	1.00 m	Fill weight:	N/A
Fines correction method:	B&I (2014)	Average results interval:	3	Transition detect. applied:	No
Points to test:	Based on Ic value	Ic cut-off value:	2.60	K_σ applied:	Yes
Earthquake magnitude M_w:	6.14	Unit weight calculation:	Based on SBT	Clay like behavior applied:	Sands only
Peak ground acceleration:	0.20	Use fill:	No	Limit depth applied:	Yes
Depth to water table (insitu):	1.00 m	Fill height:	N/A	Limit depth:	20.00 m

SBT legend

1. Sensitive fine grained
2. Organic material
3. Clay to silty clay
4. Clayey silt to silty clay
5. Silty sand to sandy silt
6. Clean sand to silty sand
7. Gravely sand to sand
8. Very stiff sand to clayey sand
9. Very stiff fine grained

Liquefaction analysis overall plot

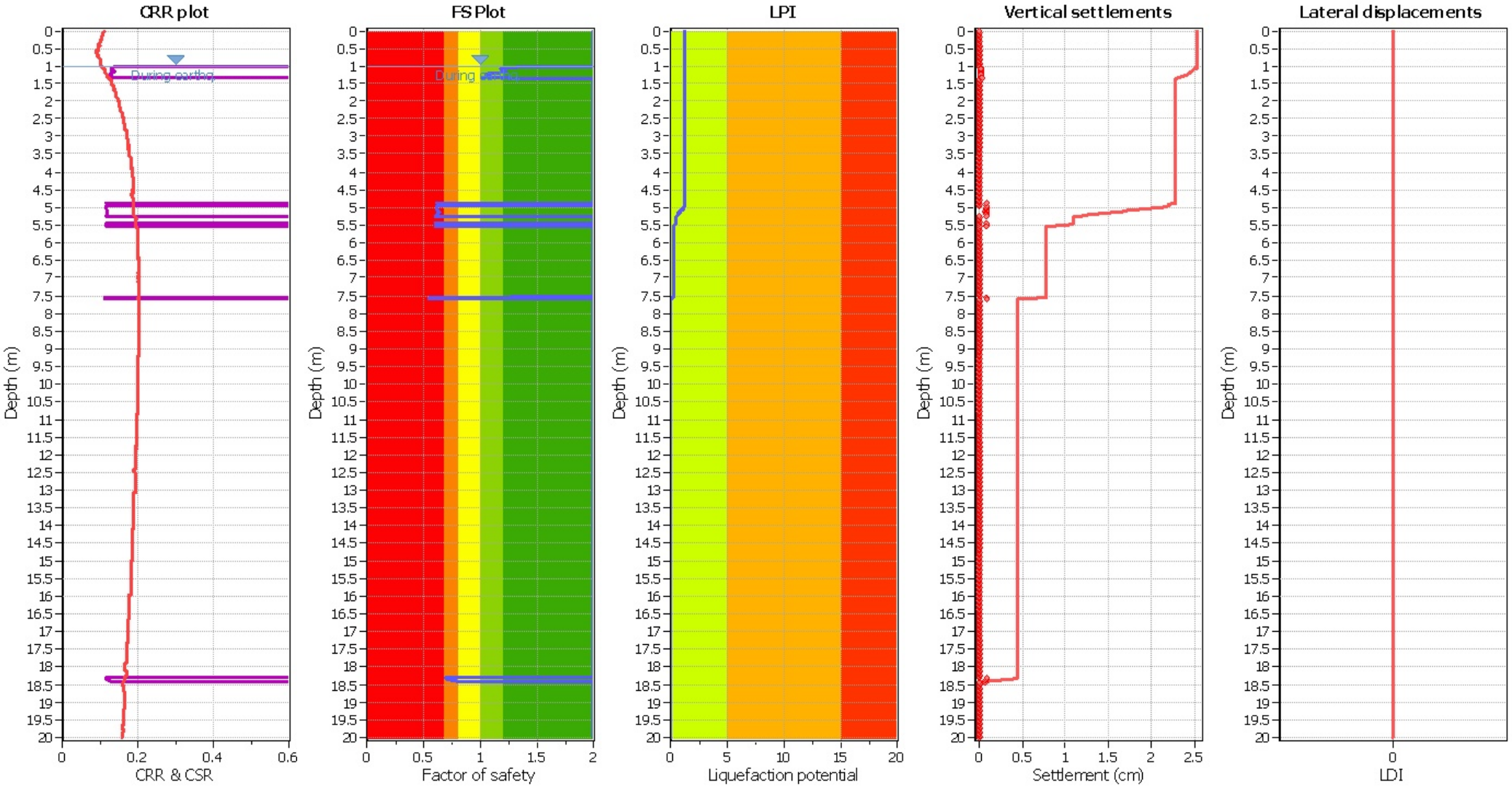

Input parameters and analysis data

Analysis method:	B&I (2014)	Depth to GWT (erthq.):	1.00 m	Fill weight:	N/A
Fines correction method:	B&I (2014)	Average results interval:	3	Transition detect. applied:	No
Points to test:	Based on Ic value	Ic cut-off value:	2.60	K_σ applied:	Yes
Earthquake magnitude M_w:	6.14	Unit weight calculation:	Based on SBT	Clay like behavior applied:	Sands only
Peak ground acceleration:	0.20	Use fill:	No	Limit depth applied:	Yes
Depth to water table (insitu):	1.00 m	Fill height:	N/A	Limit depth:	20.00 m

F.S. color scheme

- Almost certain it will liquefy
- Very likely to liquefy
- Liquefaction and no liq. are equally likely
- Unlike to liquefy
- Almost certain it will not liquefy

LPI color scheme

- Very high risk
- High risk
- Low risk

CPT basic interpretation plo

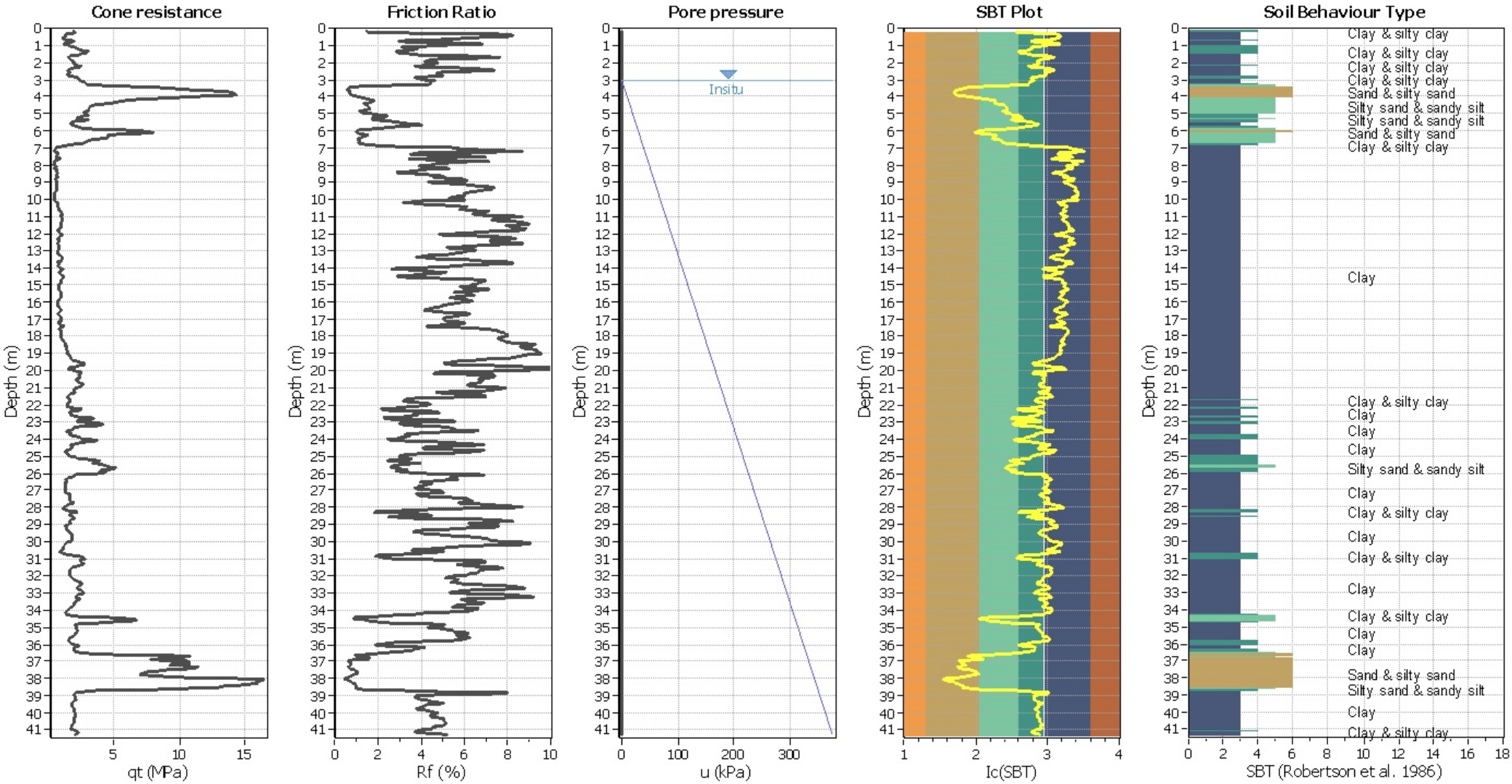

Input parameters and analysis data

Analysis method:	B&I (2014)	Depth to GWT (erthq.):	1.00 m	Fill weight:	N/A
Fines correction method:	B&I (2014)	Average results interval:	3	Transition detect. applied:	No
Points to test:	Based on Ic value	Ic cut-off value:	2.60	K_σ applied:	Yes
Earthquake magnitude M_w:	6.14	Unit weight calculation:	Based on SBT	Clay like behavior applied:	Sands only
Peak ground acceleration:	0.20	Use fill:	No	Limit depth applied:	Yes
Depth to water table (insitu):	3.00 m	Fill height:	N/A	Limit depth:	20.00 m

SBT legend

1. Sensitive fine grained
2. Organic material
3. Clay to silty clay
4. Clayey silt to silty clay
5. Silty sand to sandy silt
6. Clean sand to silty sand
7. Gravely sand to sand
8. Very stiff sand to clayey sand
9. Very stiff fine grained

Liquefaction analysis overall plot

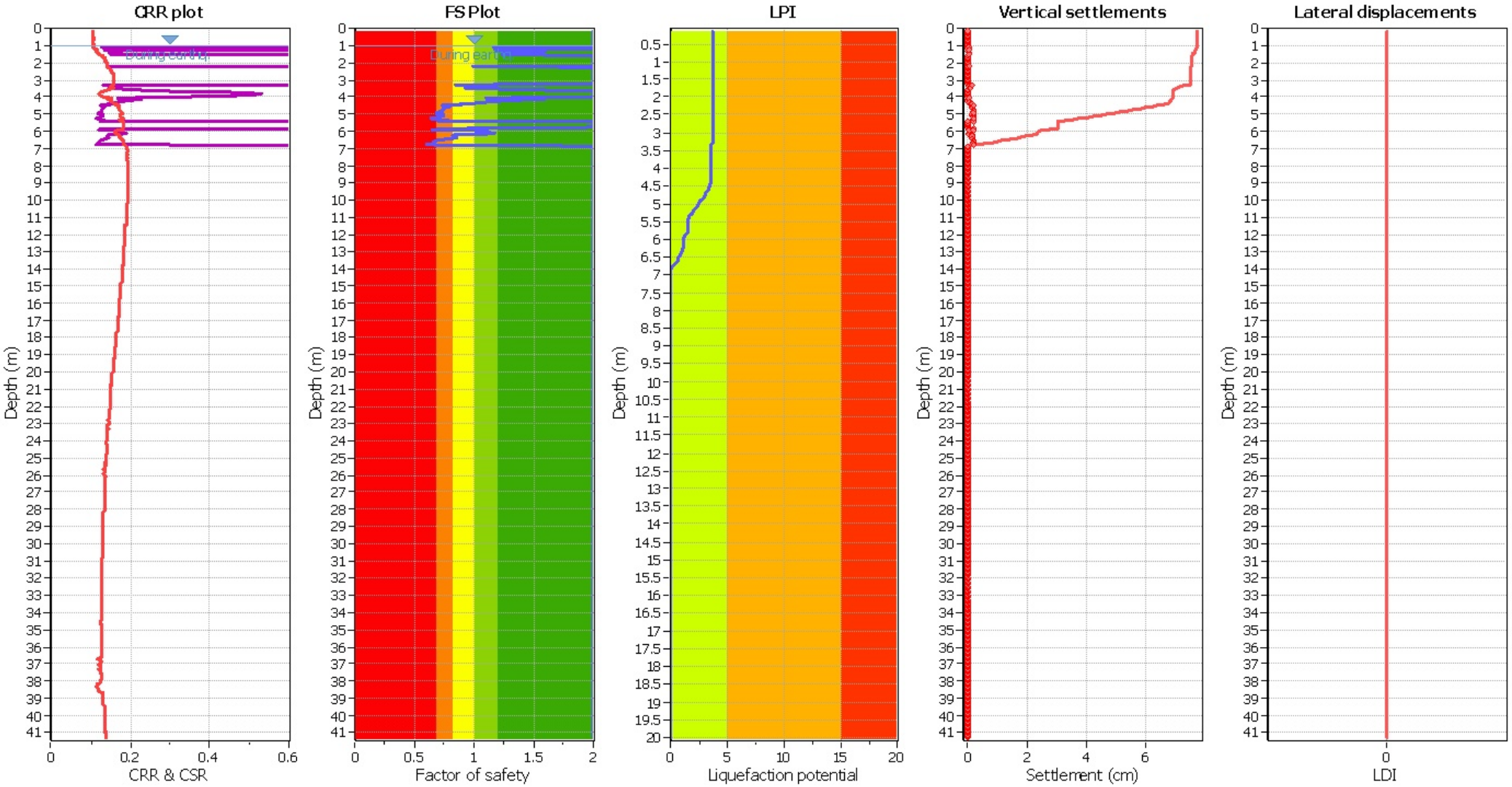

Input parameters and analysis data

Analysis method:	B&I (2014)	Depth to GWT (erthq.):	1.00 m	Fill weight:	N/A
Fines correction method:	B&I (2014)	Average results interval:	3	Transition detect. applied:	No
Points to test:	Based on Ic value	Ic cut-off value:	2.60	K_σ applied:	Yes
Earthquake magnitude M_w:	6.14	Unit weight calculation:	Based on SBT	Clay like behavior applied:	Sands only
Peak ground acceleration:	0.20	Use fill:	No	Limit depth applied:	Yes
Depth to water table (insitu):	3.00 m	Fill height:	N/A	Limit depth:	20.00 m

F.S. color scheme

- Almost certain it will liquefy
- Very likely to liquefy
- Liquefaction and no liq. are equally likely
- Unlike to liquefy
- Almost certain it will not liquefy

LPI color scheme

- Very high risk
- High risk
- Low risk

CPT basic interpretation plo

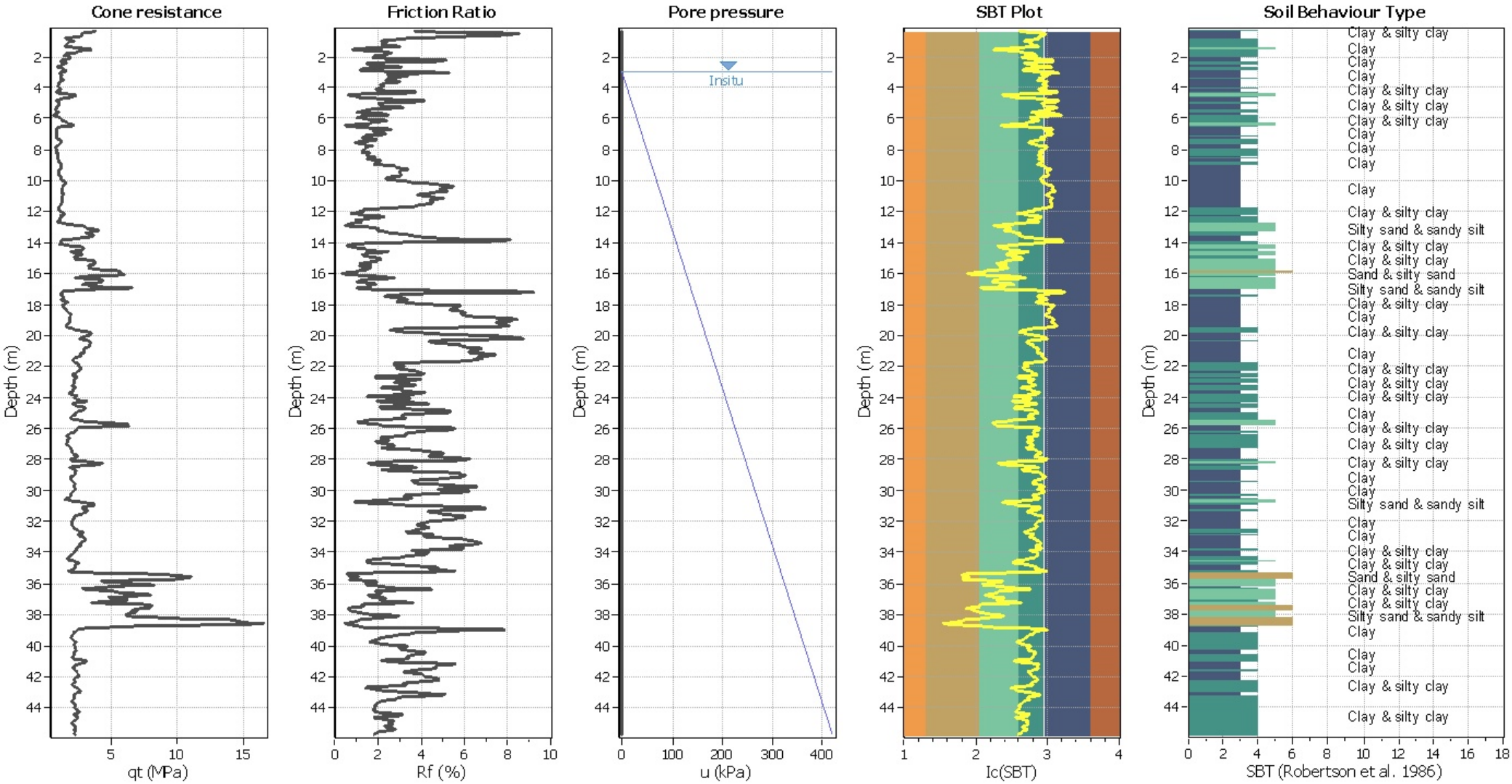

Input parameters and analysis data

Analysis method:	B&I (2014)	Depth to GWT (erthq.):	1.00 m	Fill weight:	N/A
Fines correction method:	B&I (2014)	Average results interval:	3	Transition detect. applied:	No
Points to test:	Based on Ic value	Ic cut-off value:	2.60	K_σ applied:	Yes
Earthquake magnitude M_w:	6.14	Unit weight calculation:	Based on SBT	Clay like behavior applied:	Sands only
Peak ground acceleration:	0.20	Use fill:	No	Limit depth applied:	Yes
Depth to water table (insitu):	3.00 m	Fill height:	N/A	Limit depth:	20.00 m

SBT legend

1. Sensitive fine grained
2. Organic material
3. Clay to silty clay
4. Clayey silt to silty clay
5. Silty sand to sandy silt
6. Clean sand to silty sand
7. Gravely sand to sand
8. Very stiff sand to clayey sand
9. Very stiff fine grained

Liquefaction analysis overall plot

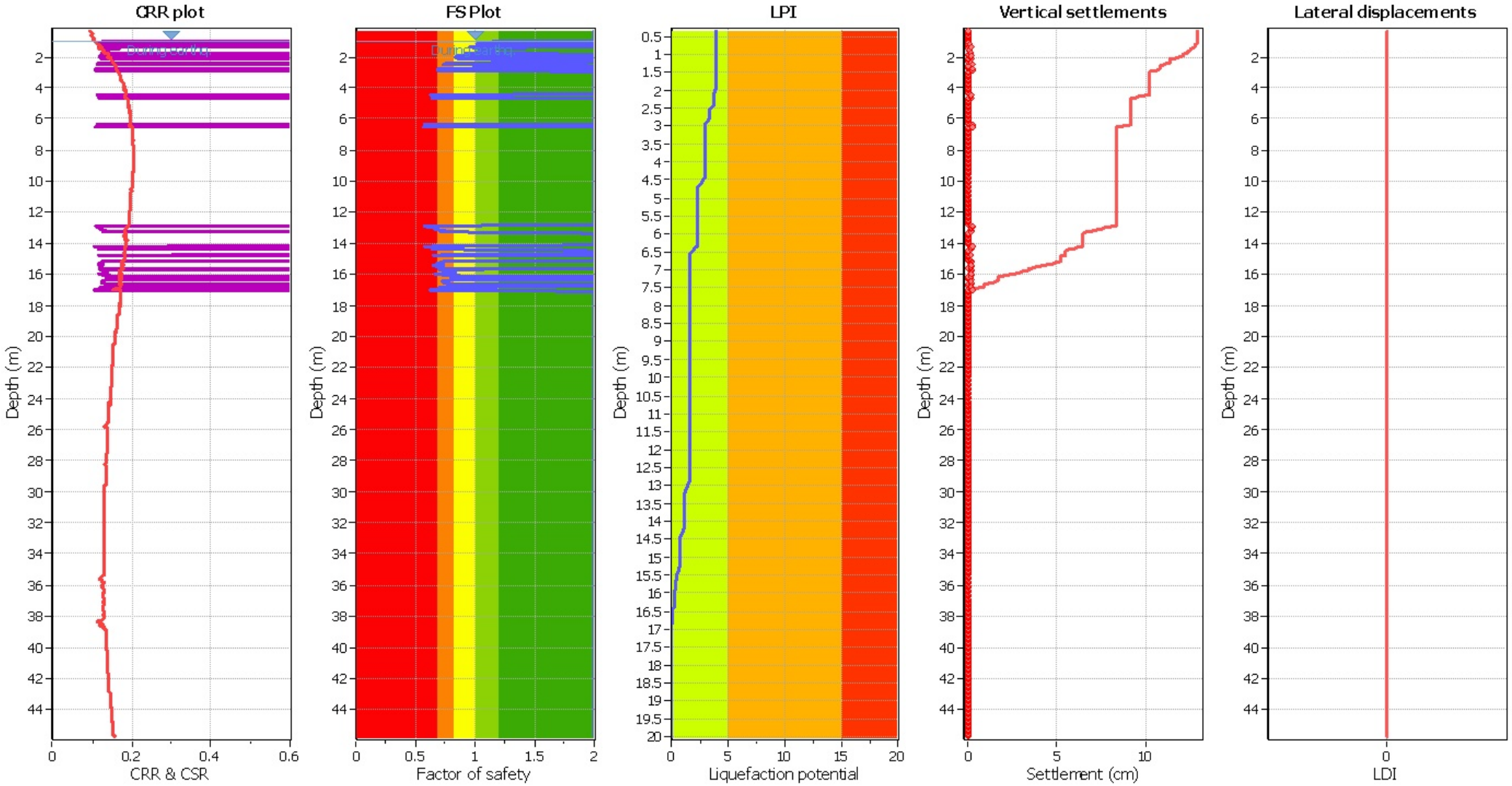

Input parameters and analysis data

Analysis method:	B&I (2014)	Depth to GWT (erthq.):	1.00 m	Fill weight:	N/A
Fines correction method:	B&I (2014)	Average results interval:	3	Transition detect. applied:	No
Points to test:	Based on Ic value	Ic cut-off value:	2.60	K_σ applied:	Yes
Earthquake magnitude M_w:	6.14	Unit weight calculation:	Based on SBT	Clay like behavior applied:	Sands only
Peak ground acceleration:	0.20	Use fill:	No	Limit depth applied:	Yes
Depth to water table (insitu):	3.00 m	Fill height:	N/A	Limit depth:	20.00 m

F.S. color scheme

- Almost certain it will liquefy
- Very likely to liquefy
- Liquefaction and no liq. are equally likely
- Unlike to liquefy
- Almost certain it will not liquefy

LPI color scheme

- Very high risk
- High risk
- Low risk

CPT basic interpretation plo

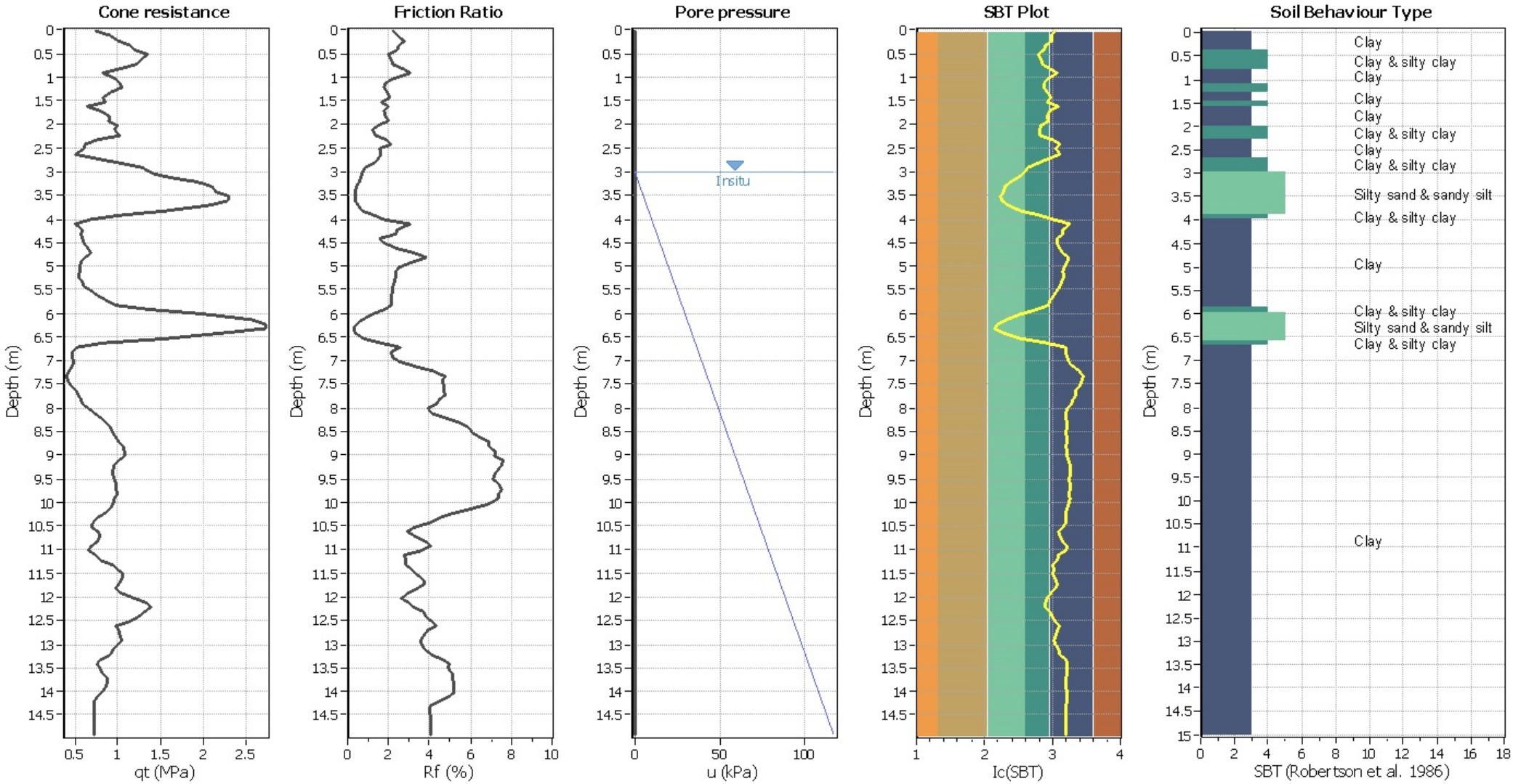

Input parameters and analysis data

Analysis method:	B&I (2014)	Depth to GWT (erthq.):	1.00 m	Fill weight:	N/A
Fines correction method:	B&I (2014)	Average results interval:	3	Transition detect. applied:	No
Points to test:	Based on Ic value	Ic cut-off value:	2.60	K_σ applied:	Yes
Earthquake magnitude M_w:	6.14	Unit weight calculation:	Based on SBT	Clay like behavior applied:	Sands only
Peak ground acceleration:	0.20	Use fill:	No	Limit depth applied:	Yes
Depth to water table (insitu):	3.00 m	Fill height:	N/A	Limit depth:	20.00 m

SBT legend

1. Sensitive fine grained
2. Organic material
3. Clay to silty clay
4. Clayey silt to silty clay
5. Silty sand to sandy silt
6. Clean sand to silty sand
7. Gravely sand to sand
8. Very stiff sand to clayey sand
9. Very stiff fine grained

Liquefaction analysis overall plot

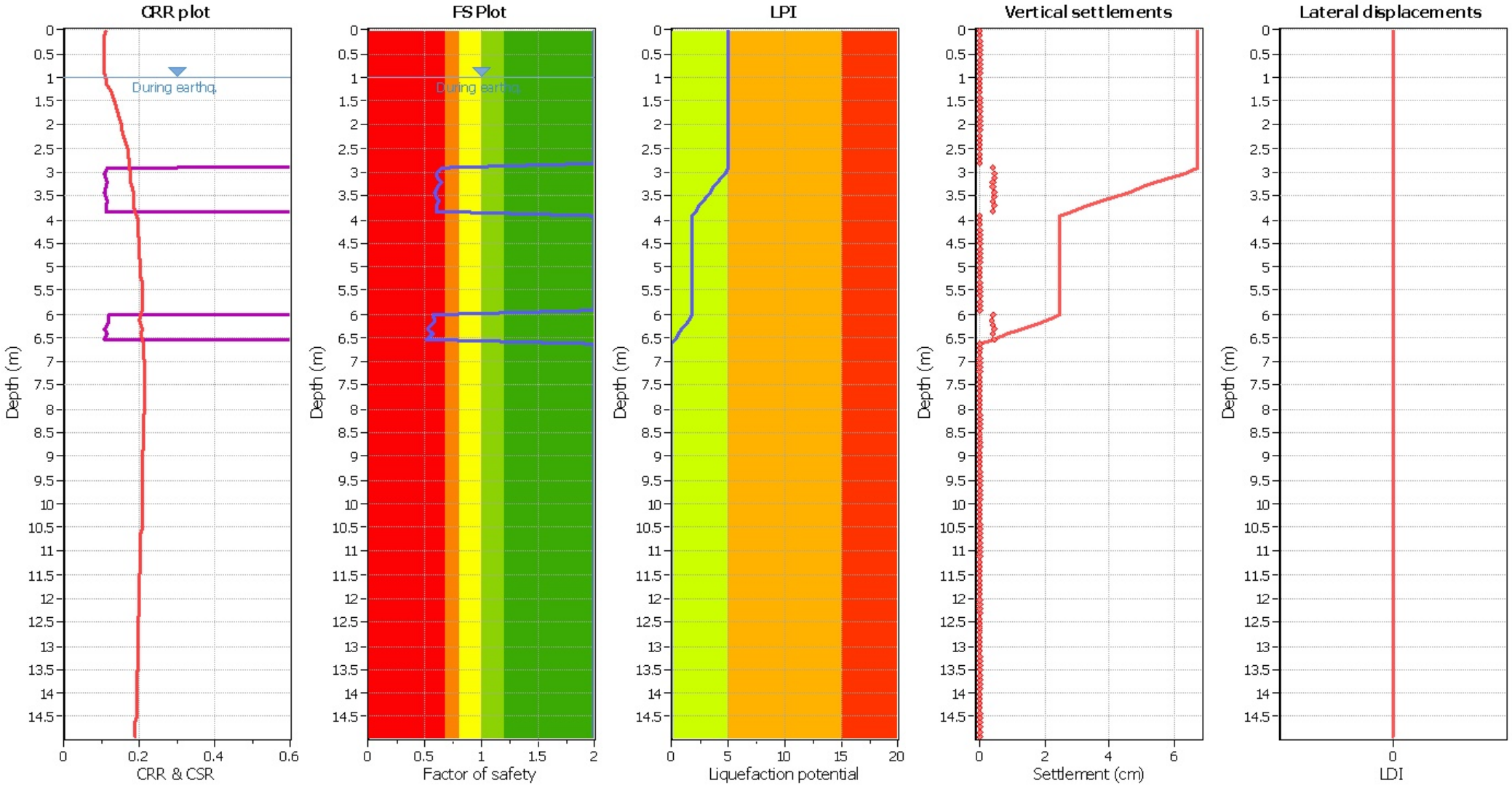

Input parameters and analysis data

Analysis method:	B&I (2014)	Depth to GWT (erthq.):	1.00 m	Fill weight:	N/A
Fines correction method:	B&I (2014)	Average results interval:	3	Transition detect. applied:	No
Points to test:	Based on Ic value	Ic cut-off value:	2.60	K_σ applied:	Yes
Earthquake magnitude M_w:	6.14	Unit weight calculation:	Based on SBT	Clay like behavior applied:	Sands only
Peak ground acceleration:	0.20	Use fill:	No	Limit depth applied:	Yes
Depth to water table (insitu):	3.00 m	Fill height:	N/A	Limit depth:	20.00 m

F.S. color scheme

- Almost certain it will liquefy
- Very likely to liquefy
- Liquefaction and no liq. are equally likely
- Unlike to liquefy
- Almost certain it will not liquefy

LPI color scheme

- Very high risk
- High risk
- Low risk

CPT basic interpretation plo

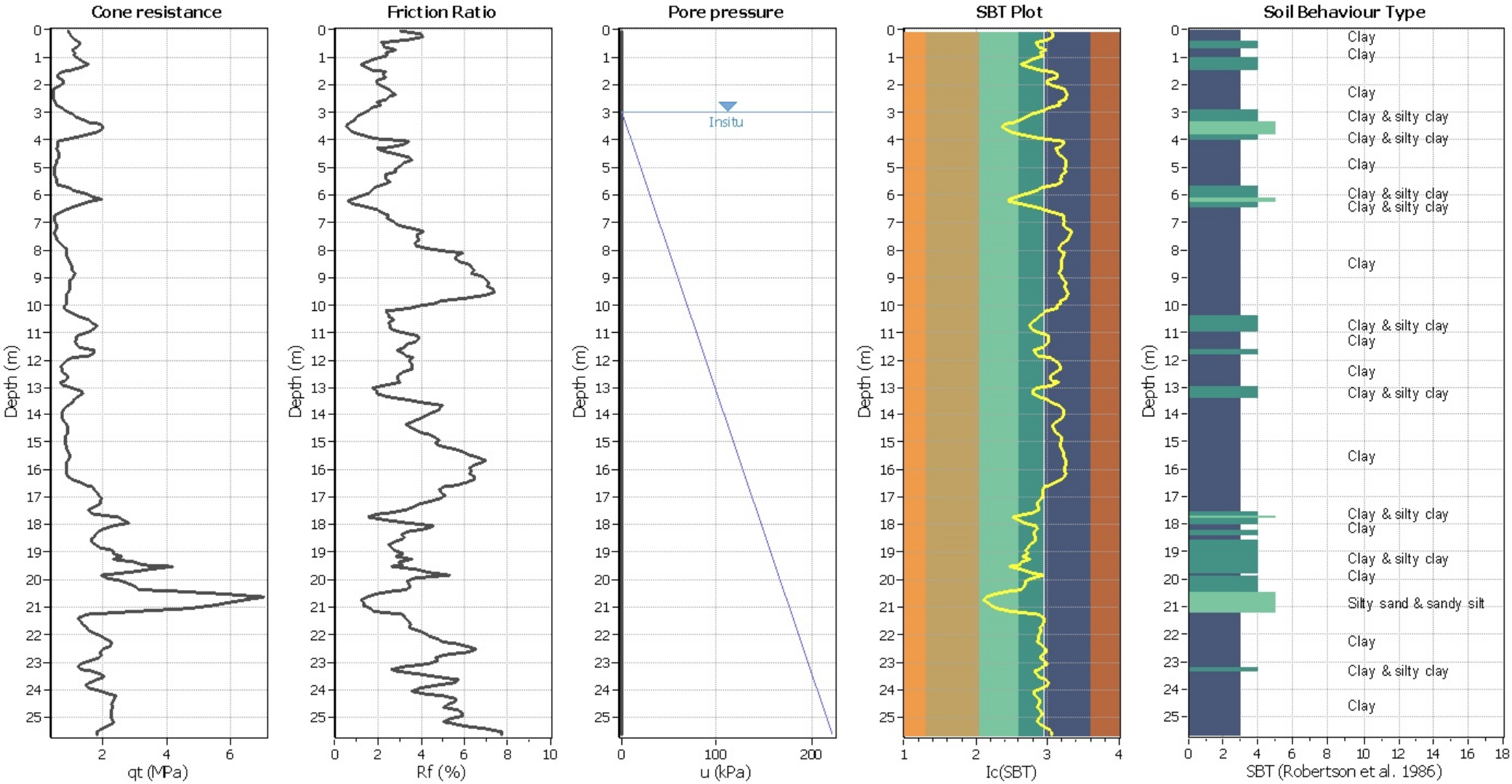

Input parameters and analysis data

Analysis method:	B&I (2014)	Depth to GWT (erthq.):	1.00 m	Fill weight:	N/A
Fines correction method:	B&I (2014)	Average results interval:	3	Transition detect. applied:	No
Points to test:	Based on Ic value	Ic cut-off value:	2.60	K_σ applied:	Yes
Earthquake magnitude M_w:	6.14	Unit weight calculation:	Based on SBT	Clay like behavior applied:	Sands only
Peak ground acceleration:	0.20	Use fill:	No	Limit depth applied:	Yes
Depth to water table (insitu):	3.00 m	Fill height:	N/A	Limit depth:	20.00 m

SBT legend

1. Sensitive fine grained
2. Organic material
3. Clay to silty clay
4. Clayey silt to silty clay
5. Silty sand to sandy silt
6. Clean sand to silty sand
7. Gravely sand to sand
8. Very stiff sand to clayey sand
9. Very stiff fine grained

Liquefaction analysis overall plot

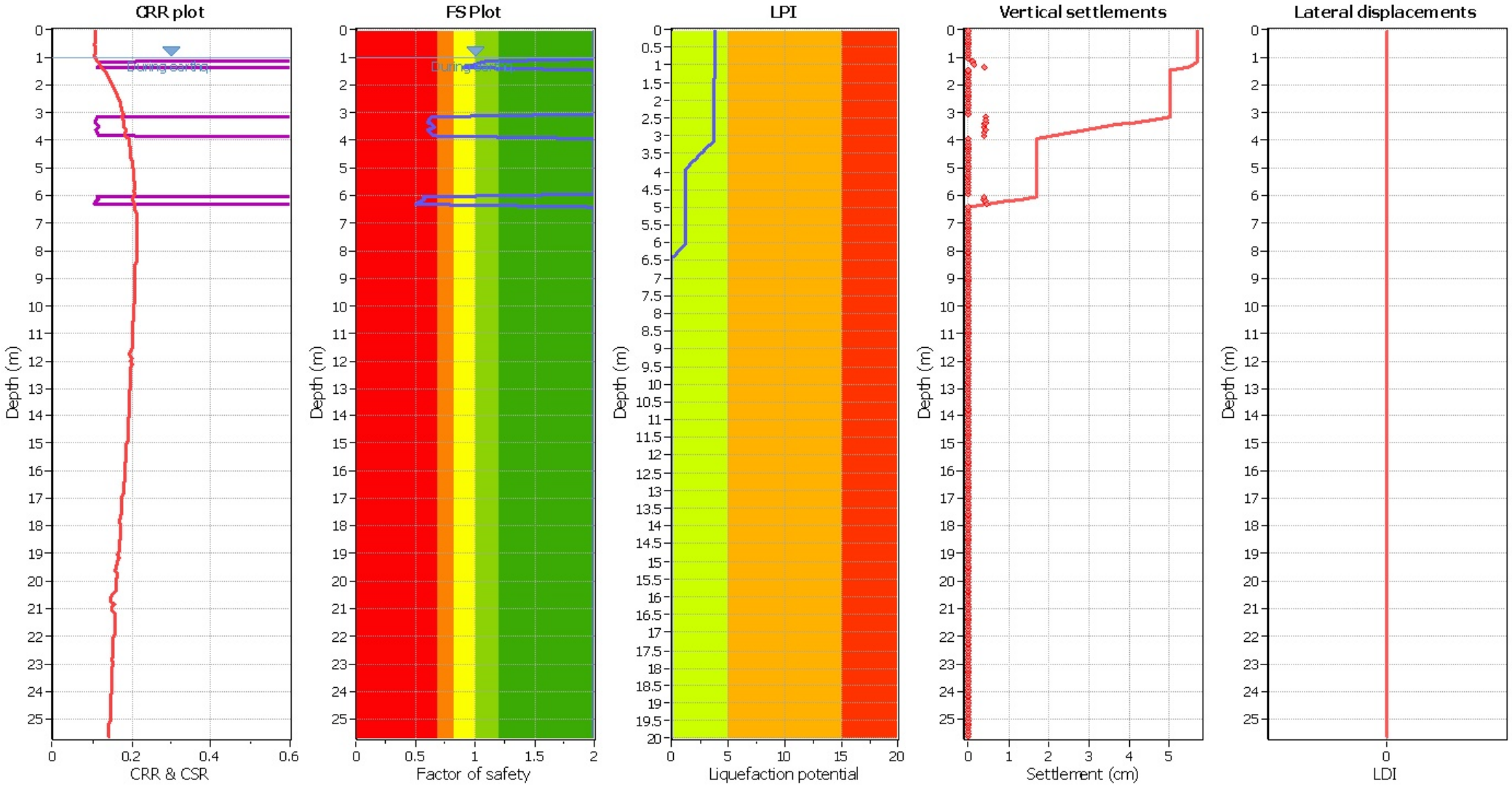

Input parameters and analysis data

Analysis method:	B&I (2014)	Depth to GWT (erthq.):	1.00 m	Fill weight:	N/A
Fines correction method:	B&I (2014)	Average results interval:	3	Transition detect. applied:	No
Points to test:	Based on Ic value	Ic cut-off value:	2.60	K_σ applied:	Yes
Earthquake magnitude M_w:	6.14	Unit weight calculation:	Based on SBT	Clay like behavior applied:	Sands only
Peak ground acceleration:	0.20	Use fill:	No	Limit depth applied:	Yes
Depth to water table (insitu):	3.00 m	Fill height:	N/A	Limit depth:	20.00 m

F.S. color scheme

- Almost certain it will liquefy
- Very likely to liquefy
- Liquefaction and no liq. are equally likely
- Unlike to liquefy
- Almost certain it will not liquefy

LPI color scheme

- Very high risk
- High risk
- Low risk

CPT basic interpretation plo

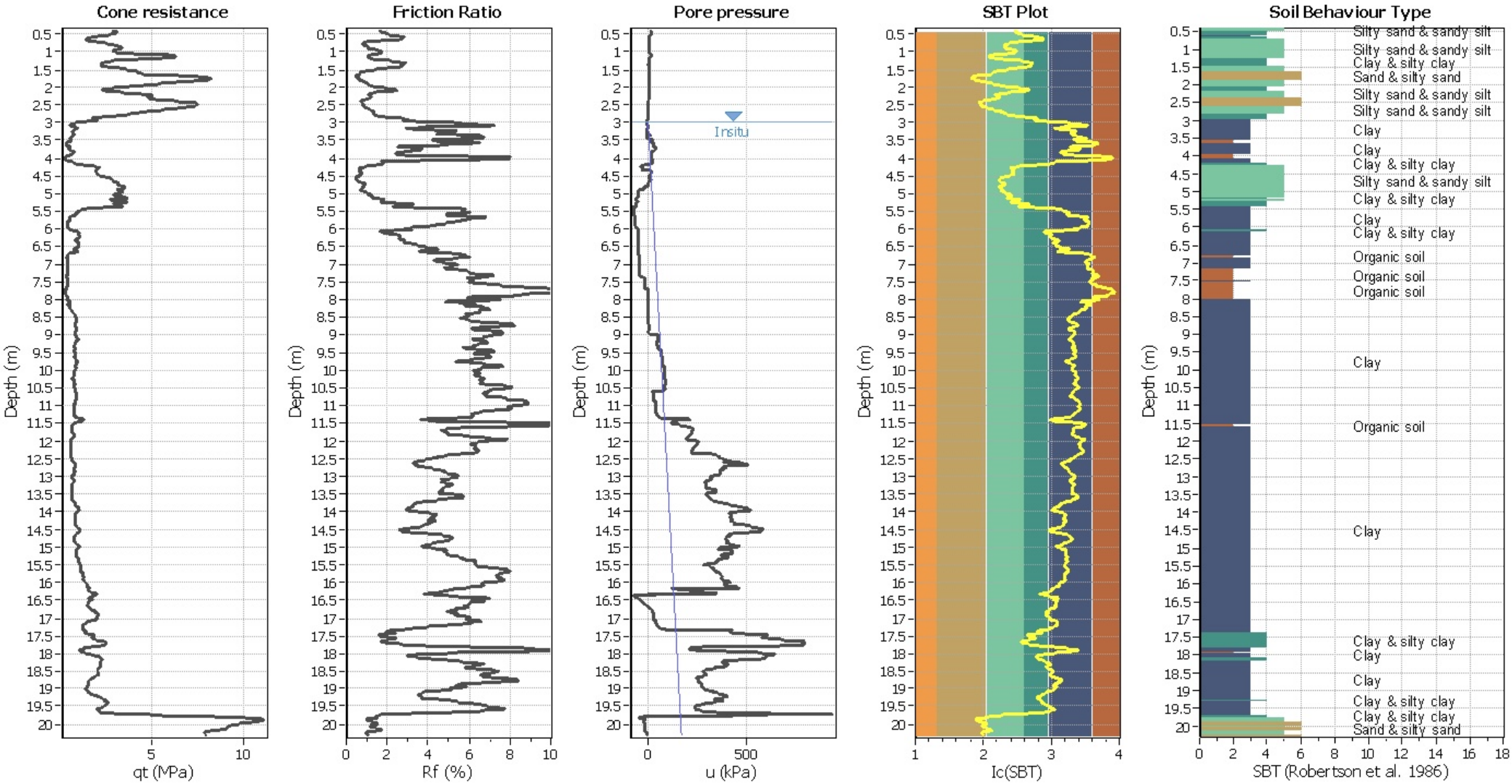

Input parameters and analysis data

Analysis method:	B&I (2014)	Depth to GWT (erthq.):	1.00 m	Fill weight:	N/A
Fines correction method:	B&I (2014)	Average results interval:	3	Transition detect. applied:	No
Points to test:	Based on Ic value	Ic cut-off value:	2.60	K_σ applied:	Yes
Earthquake magnitude M_w:	6.14	Unit weight calculation:	Based on SBT	Clay like behavior applied:	Sands only
Peak ground acceleration:	0.20	Use fill:	No	Limit depth applied:	Yes
Depth to water table (insitu):	3.00 m	Fill height:	N/A	Limit depth:	20.00 m

SBT legend

1. Sensitive fine grained
2. Organic material
3. Clay to silty clay
4. Clayey silt to silty clay
5. Silty sand to sandy silt
6. Clean sand to silty sand
7. Gravely sand to sand
8. Very stiff sand to clayey sand
9. Very stiff fine grained

Liquefaction analysis overall plot

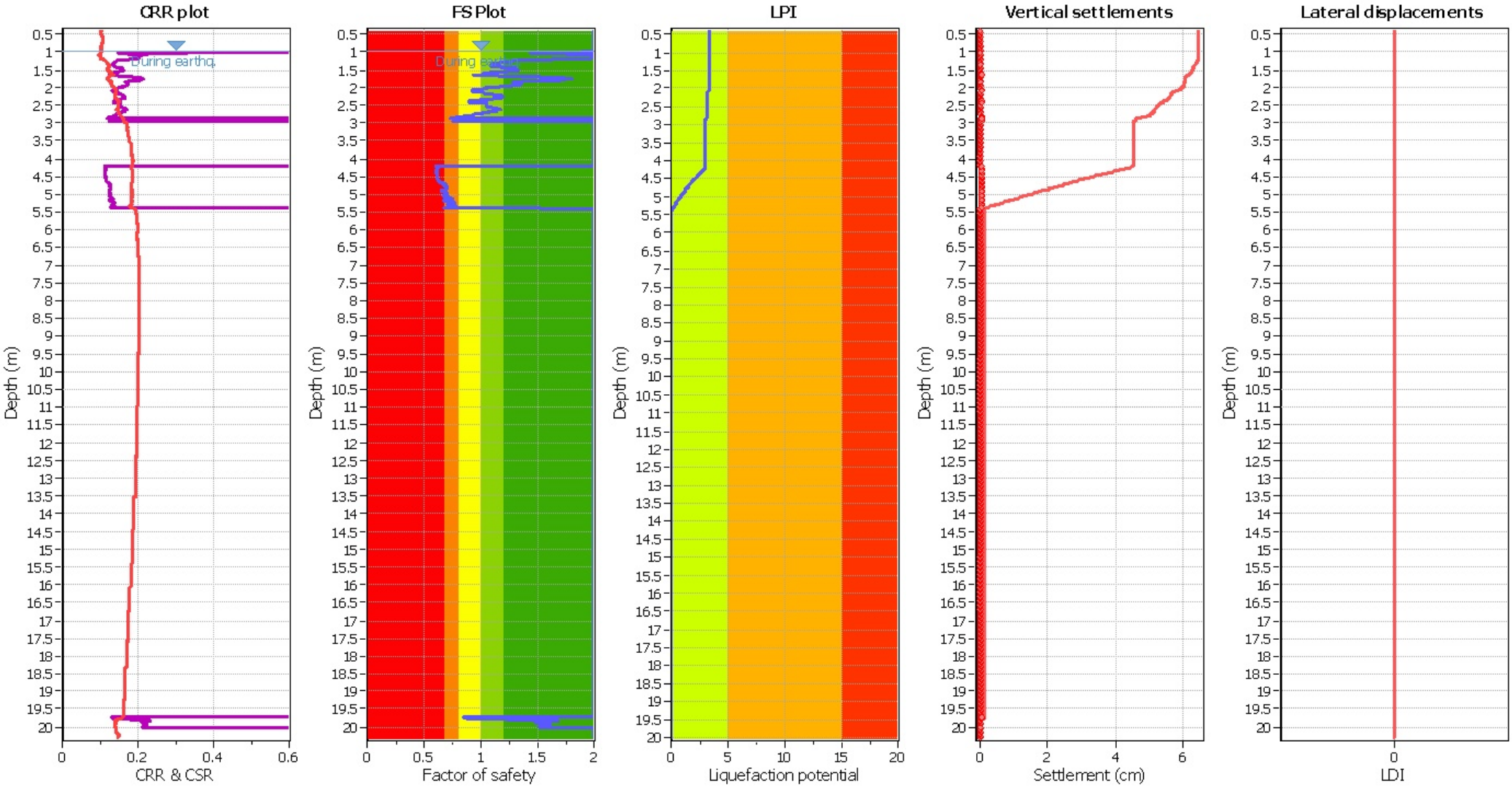

Input parameters and analysis data

Analysis method:	B&I (2014)	Depth to GWT (erthq.):	1.00 m	Fill weight:	N/A
Fines correction method:	B&I (2014)	Average results interval:	3	Transition detect. applied:	No
Points to test:	Based on Ic value	Ic cut-off value:	2.60	K_σ applied:	Yes
Earthquake magnitude M_w:	6.14	Unit weight calculation:	Based on SBT	Clay like behavior applied:	Sands only
Peak ground acceleration:	0.20	Use fill:	No	Limit depth applied:	Yes
Depth to water table (insitu):	3.00 m	Fill height:	N/A	Limit depth:	20.00 m

F.S. color scheme

- Almost certain it will liquefy
- Very likely to liquefy
- Liquefaction and no liq. are equally likely
- Unlike to liquefy
- Almost certain it will not liquefy

LPI color scheme

- Very high risk
- High risk
- Low risk

CPT basic interpretation plo

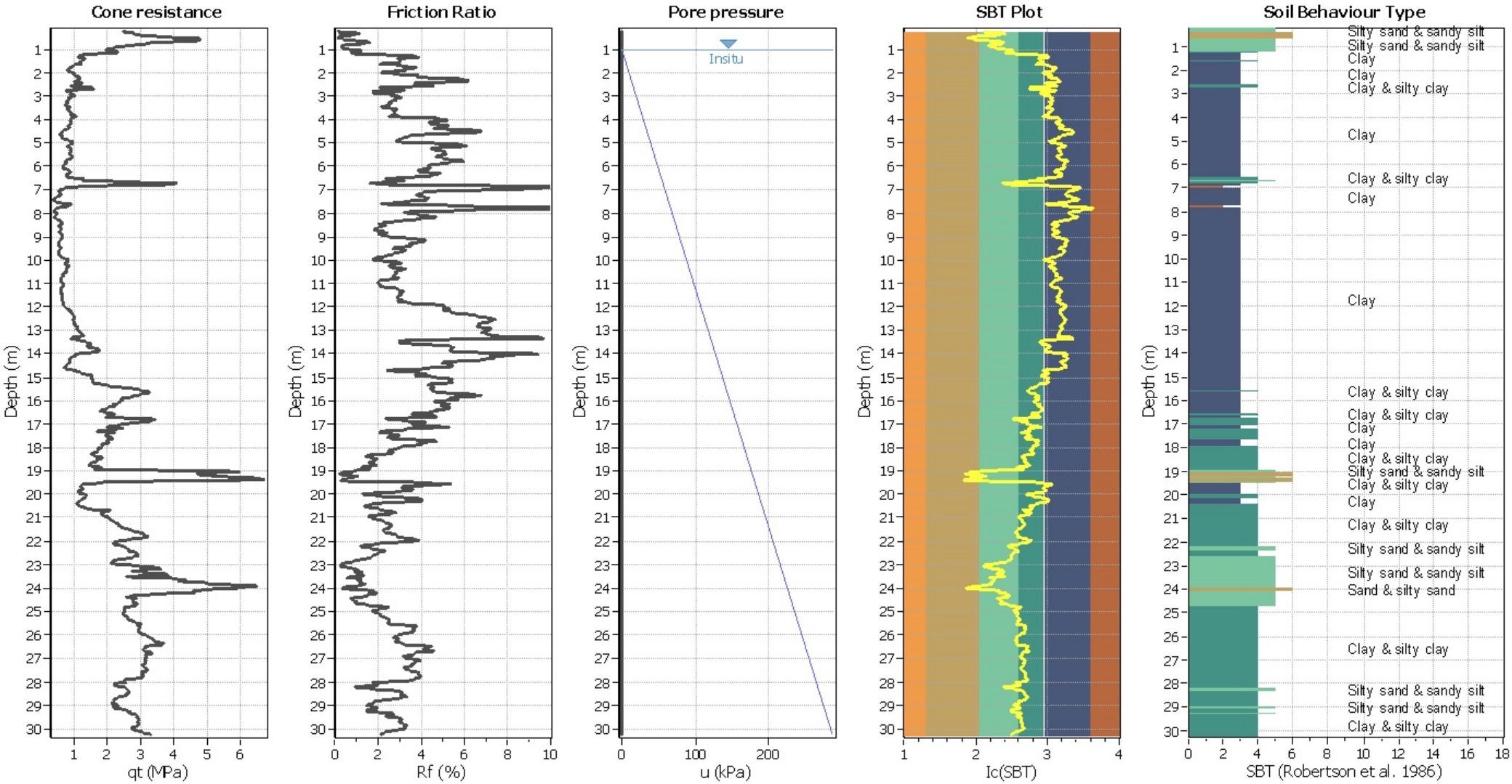

Input parameters and analysis data

Analysis method:	B&I (2014)	Depth to GWT (erthq.):	1.00 m	Fill weight:	N/A
Fines correction method:	B&I (2014)	Average results interval:	3	Transition detect. applied:	No
Points to test:	Based on Ic value	Ic cut-off value:	2.60	K_σ applied:	Yes
Earthquake magnitude M_w:	6.14	Unit weight calculation:	Based on SBT	Clay like behavior applied:	Sands only
Peak ground acceleration:	0.20	Use fill:	No	Limit depth applied:	Yes
Depth to water table (insitu):	1.00 m	Fill height:	N/A	Limit depth:	20.00 m

SBT legend

1. Sensitive fine grained
2. Organic material
3. Clay to silty clay
4. Clayey silt to silty clay
5. Silty sand to sandy silt
6. Clean sand to silty sand
7. Gravely sand to sand
8. Very stiff sand to clayey sand
9. Very stiff fine grained

Liquefaction analysis overall plot

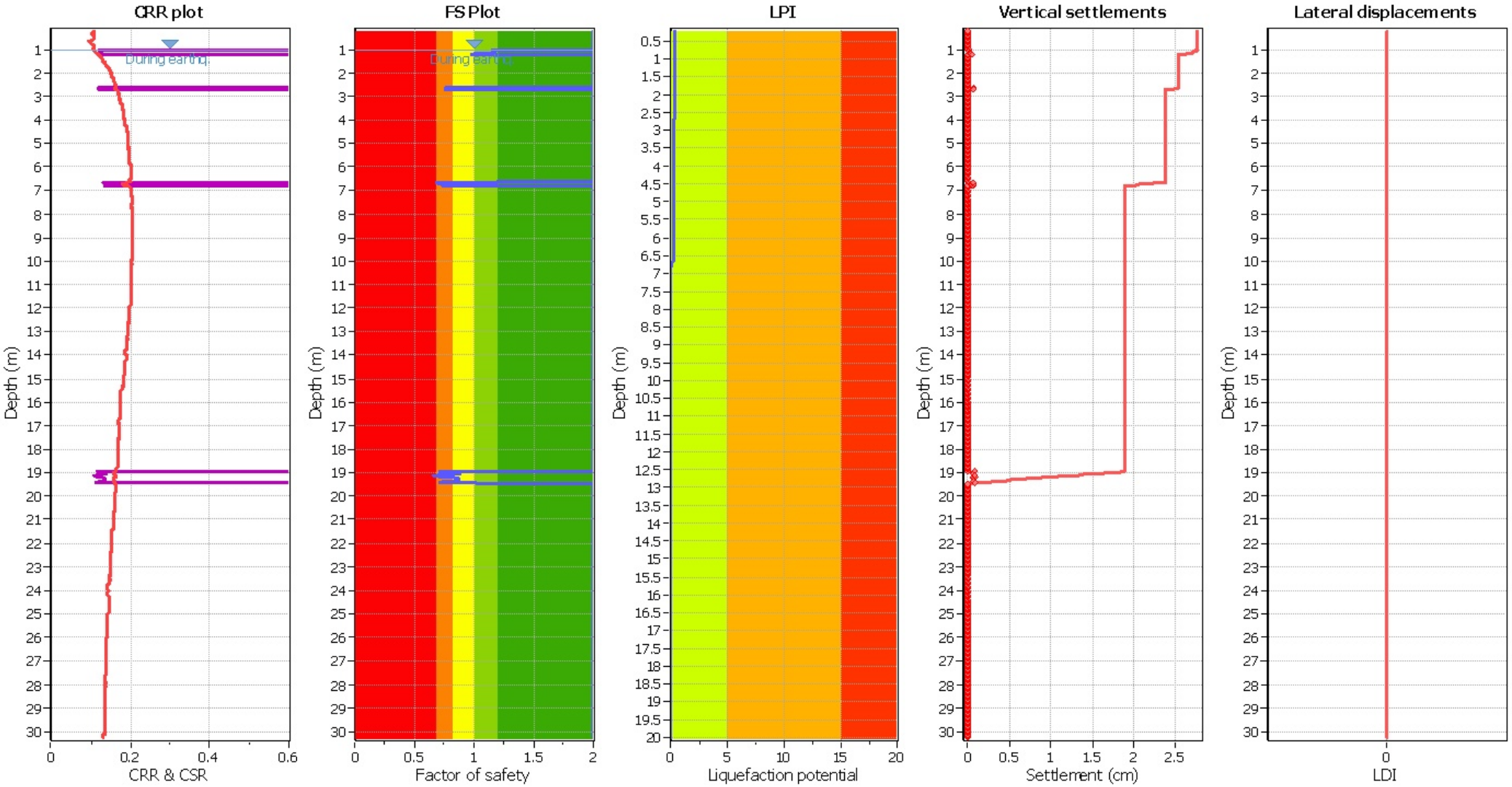

Input parameters and analysis data

Analysis method:	B&I (2014)	Depth to GWT (erthq.):	1.00 m	Fill weight:	N/A
Fines correction method:	B&I (2014)	Average results interval:	3	Transition detect. applied:	No
Points to test:	Based on Ic value	Ic cut-off value:	2.60	K_σ applied:	Yes
Earthquake magnitude M_w:	6.14	Unit weight calculation:	Based on SBT	Clay like behavior applied:	Sands only
Peak ground acceleration:	0.20	Use fill:	No	Limit depth applied:	Yes
Depth to water table (insitu):	1.00 m	Fill height:	N/A	Limit depth:	20.00 m

F.S. color scheme

- Almost certain it will liquefy
- Very likely to liquefy
- Liquefaction and no liq. are equally likely
- Unlike to liquefy
- Almost certain it will not liquefy

LPI color scheme

- Very high risk
- High risk
- Low risk

CPT basic interpretation plo

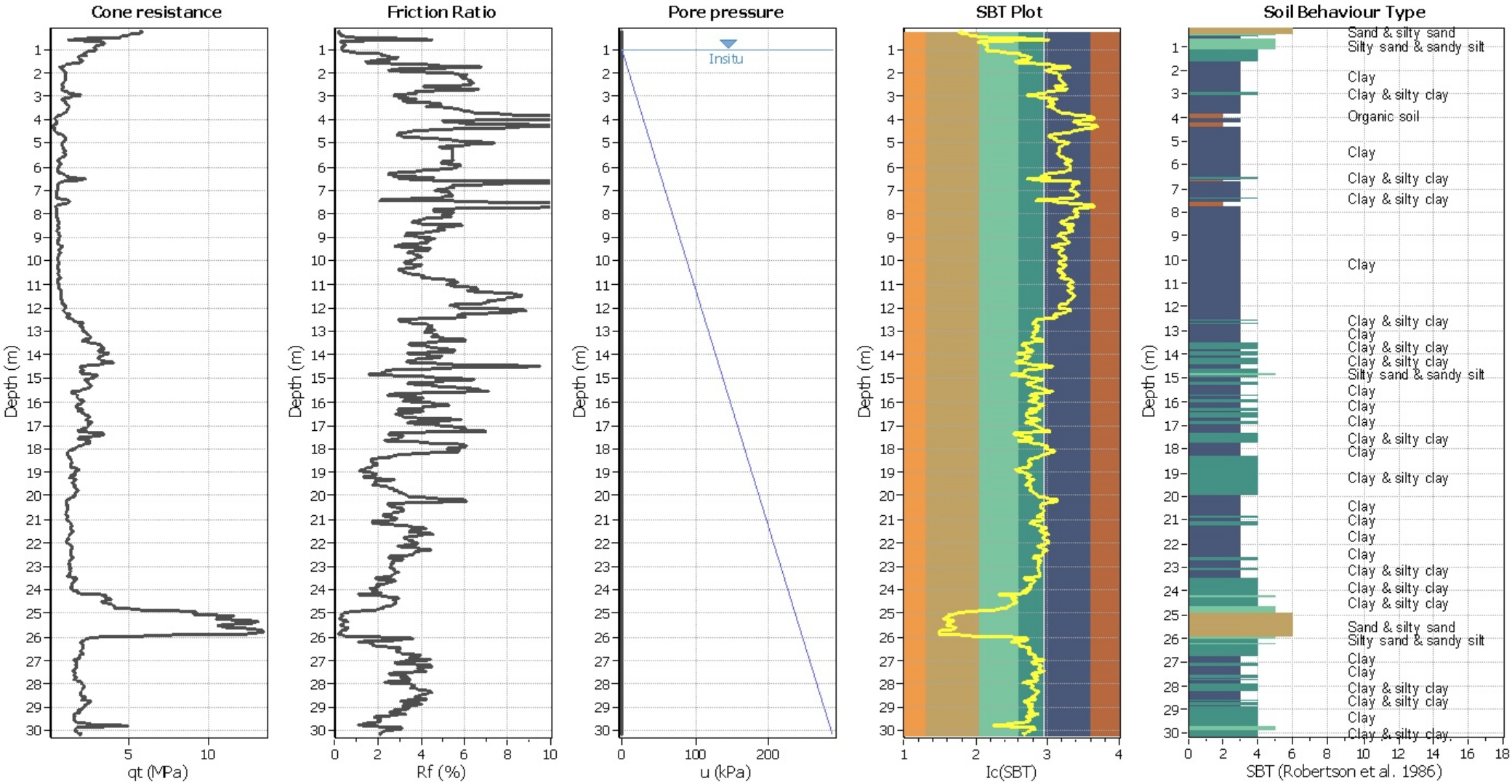

Input parameters and analysis data

Analysis method:	B&I (2014)	Depth to GWT (erthq.):	1.00 m	Fill weight:	N/A
Fines correction method:	B&I (2014)	Average results interval:	3	Transition detect. applied:	No
Points to test:	Based on Ic value	Ic cut-off value:	2.60	K_σ applied:	Yes
Earthquake magnitude M_w:	6.14	Unit weight calculation:	Based on SBT	Clay like behavior applied:	Sands only
Peak ground acceleration:	0.20	Use fill:	No	Limit depth applied:	Yes
Depth to water table (insitu):	1.00 m	Fill height:	N/A	Limit depth:	20.00 m

SBT legend

1. Sensitive fine grained
2. Organic material
3. Clay to silty clay
4. Clayey silt to silty clay
5. Silty sand to sandy silt
6. Clean sand to silty sand
7. Gravely sand to sand
8. Very stiff sand to clayey sand
9. Very stiff fine grained

Liquefaction analysis overall plot

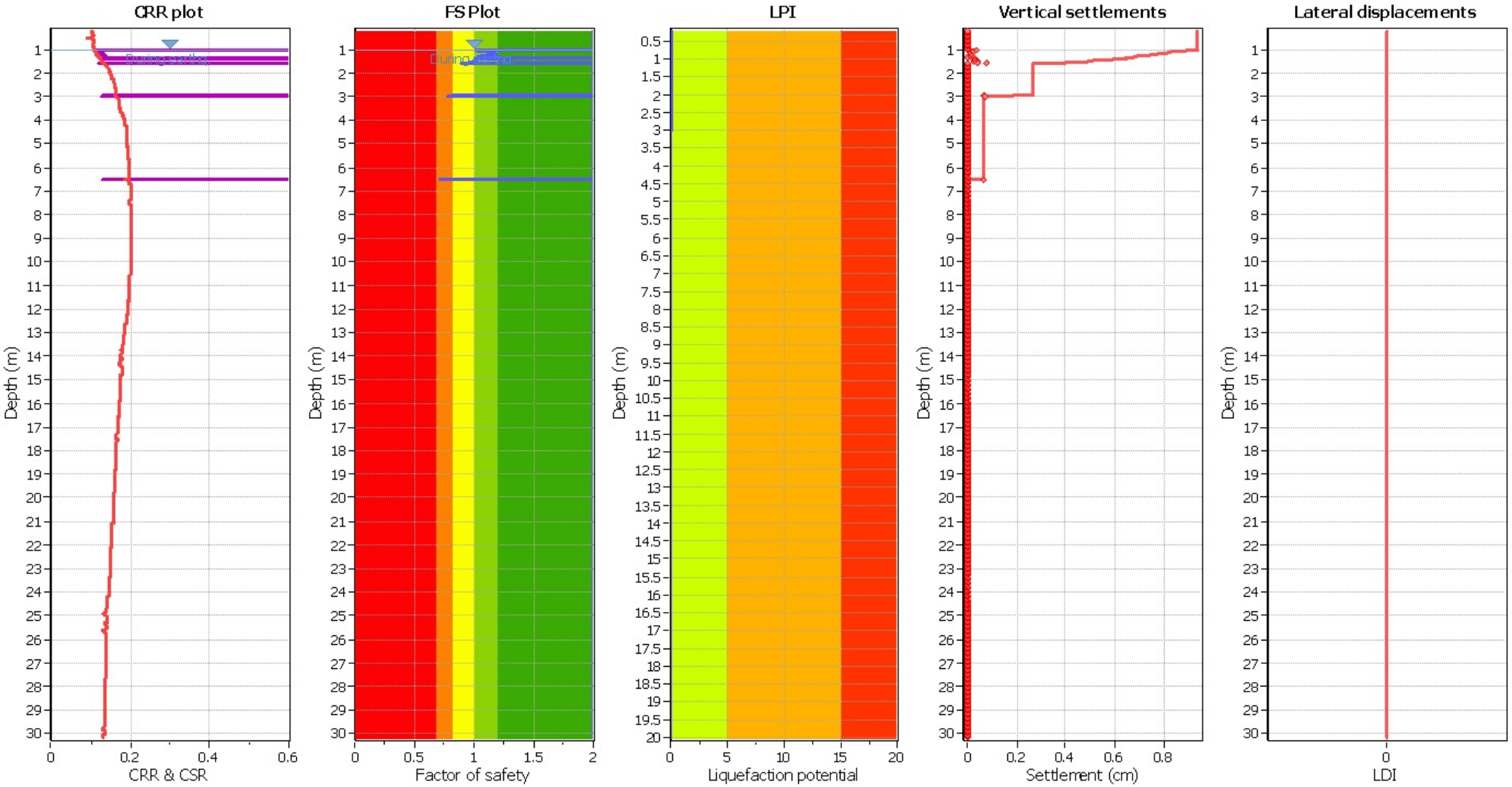

Input parameters and analysis data

Analysis method:	B&I (2014)	Depth to GWT (erthq.):	1.00 m	Fill weight:	N/A
Fines correction method:	B&I (2014)	Average results interval:	3	Transition detect. applied:	No
Points to test:	Based on Ic value	Ic cut-off value:	2.60	K_σ applied:	Yes
Earthquake magnitude M_w:	6.14	Unit weight calculation:	Based on SBT	Clay like behavior applied:	Sands only
Peak ground acceleration:	0.20	Use fill:	No	Limit depth applied:	Yes
Depth to water table (insitu):	1.00 m	Fill height:	N/A	Limit depth:	20.00 m

F.S. color scheme

- Almost certain it will liquefy
- Very likely to liquefy
- Liquefaction and no liq. are equally likely
- Unlike to liquefy
- Almost certain it will not liquefy

LPI color scheme

- Very high risk
- High risk
- Low risk

CPT basic interpretation plo

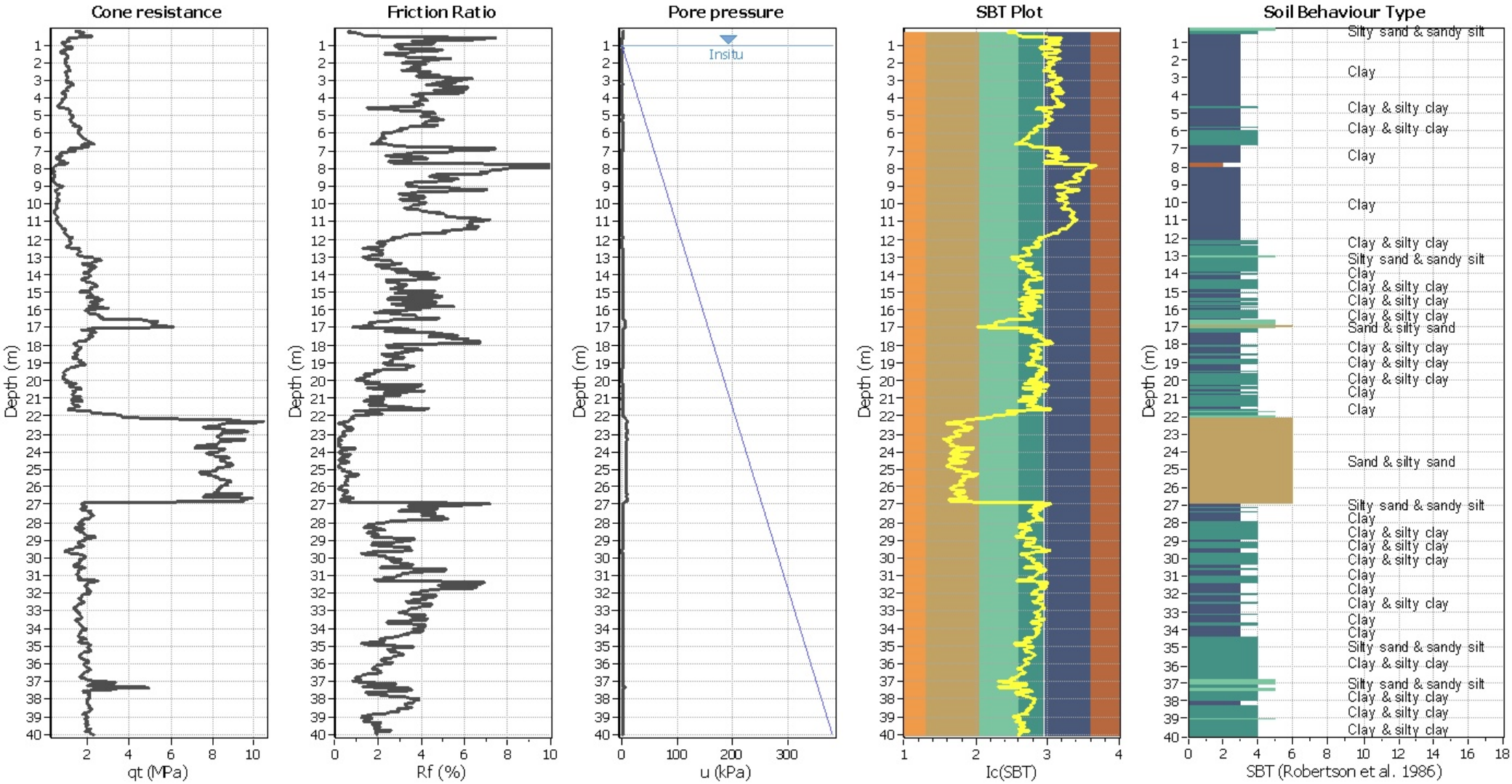

Input parameters and analysis data

Analysis method:	B&I (2014)	Depth to GWT (erthq.):	1.00 m	Fill weight:	N/A
Fines correction method:	B&I (2014)	Average results interval:	3	Transition detect. applied:	No
Points to test:	Based on Ic value	Ic cut-off value:	2.60	K_σ applied:	Yes
Earthquake magnitude M_w:	6.14	Unit weight calculation:	Based on SBT	Clay like behavior applied:	Sands only
Peak ground acceleration:	0.20	Use fill:	No	Limit depth applied:	Yes
Depth to water table (insitu):	1.00 m	Fill height:	N/A	Limit depth:	20.00 m

SBT legend

1. Sensitive fine grained
2. Organic material
3. Clay to silty clay
4. Clayey silt to silty clay
5. Silty sand to sandy silt
6. Clean sand to silty sand
7. Gravely sand to sand
8. Very stiff sand to clayey sand
9. Very stiff fine grained

Liquefaction analysis overall plot

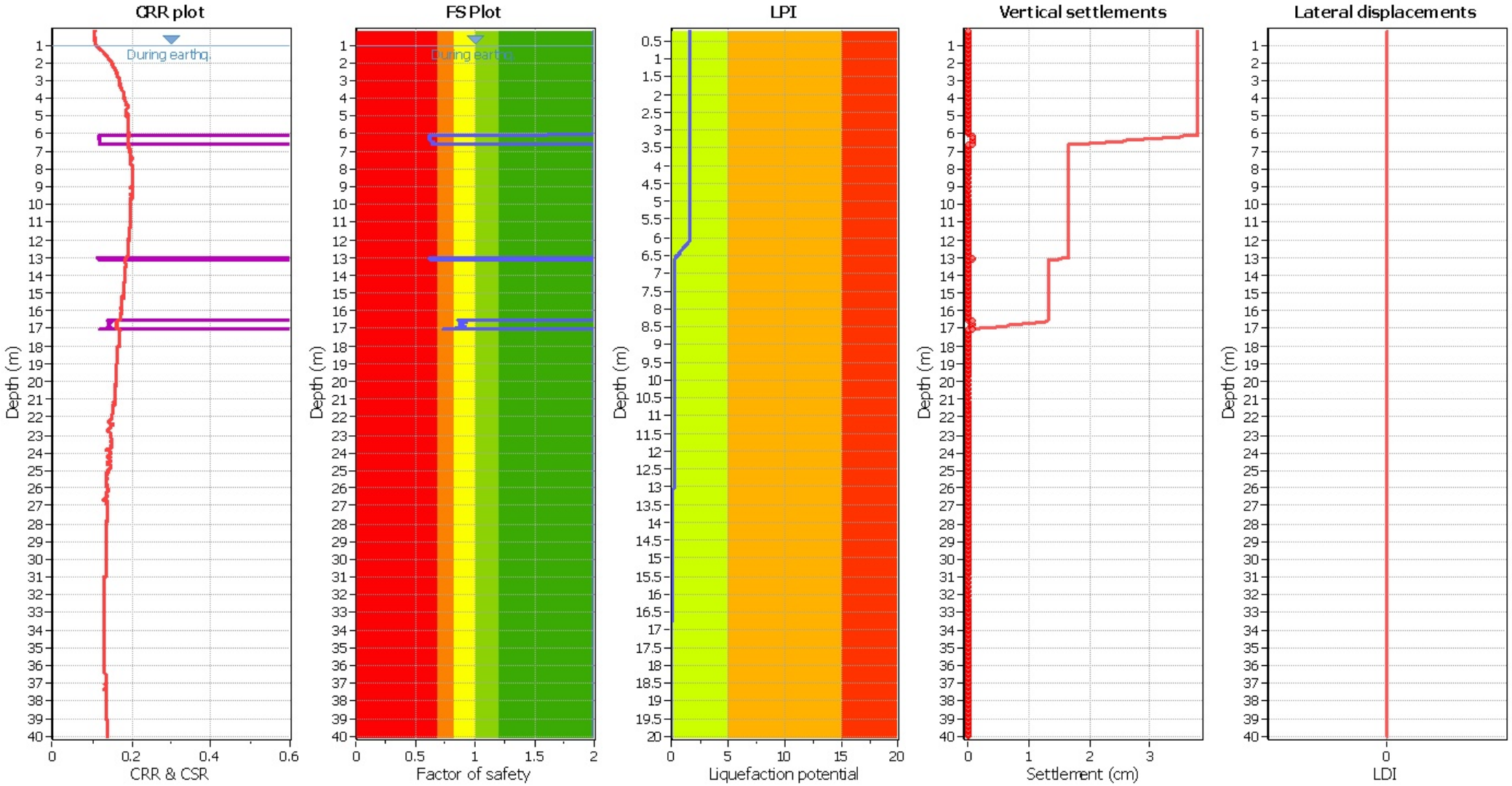

Input parameters and analysis data

Analysis method:	B&I (2014)	Depth to GWT (erthq.):	1.00 m	Fill weight:	N/A
Fines correction method:	B&I (2014)	Average results interval:	3	Transition detect. applied:	No
Points to test:	Based on Ic value	Ic cut-off value:	2.60	K_σ applied:	Yes
Earthquake magnitude M_w:	6.14	Unit weight calculation:	Based on SBT	Clay like behavior applied:	Sands only
Peak ground acceleration:	0.20	Use fill:	No	Limit depth applied:	Yes
Depth to water table (insitu):	1.00 m	Fill height:	N/A	Limit depth:	20.00 m

F.S. color scheme

- Almost certain it will liquefy
- Very likely to liquefy
- Liquefaction and no liq. are equally likely
- Unlike to liquefy
- Almost certain it will not liquefy

LPI color scheme

- Very high risk
- High risk
- Low risk

CPT basic interpretation plo

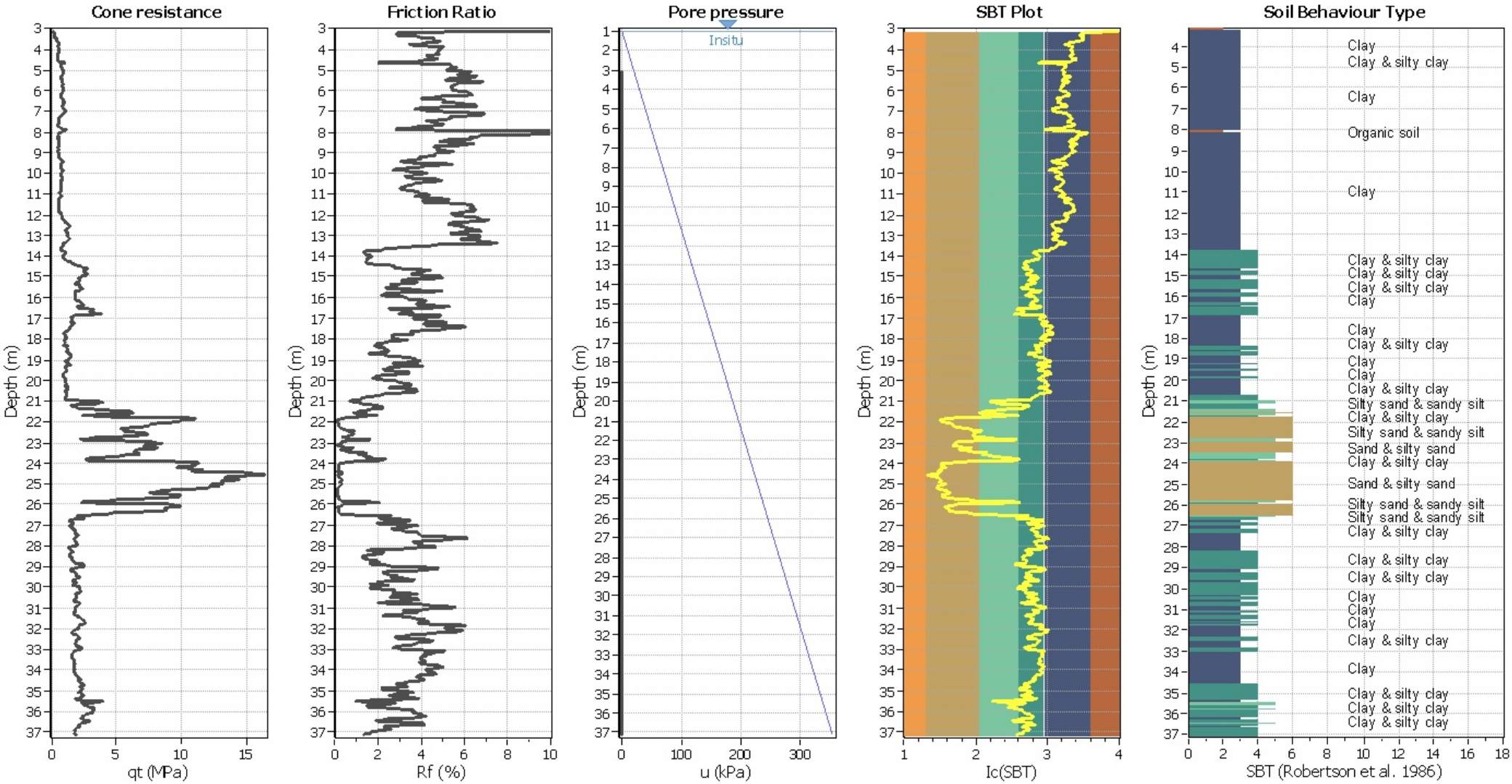

Input parameters and analysis data

Analysis method:	B&I (2014)	Depth to GWT (erthq.):	1.00 m	Fill weight:	N/A
Fines correction method:	B&I (2014)	Average results interval:	3	Transition detect. applied:	No
Points to test:	Based on Ic value	Ic cut-off value:	2.60	K_σ applied:	Yes
Earthquake magnitude M_w:	6.14	Unit weight calculation:	Based on SBT	Clay like behavior applied:	Sands only
Peak ground acceleration:	0.20	Use fill:	No	Limit depth applied:	Yes
Depth to water table (insitu):	1.00 m	Fill height:	N/A	Limit depth:	20.00 m

SBT legend

1. Sensitive fine grained
2. Organic material
3. Clay to silty clay
4. Clayey silt to silty clay
5. Silty sand to sandy silt
6. Clean sand to silty sand
7. Gravely sand to sand
8. Very stiff sand to clayey sand
9. Very stiff fine grained

Liquefaction analysis overall plot

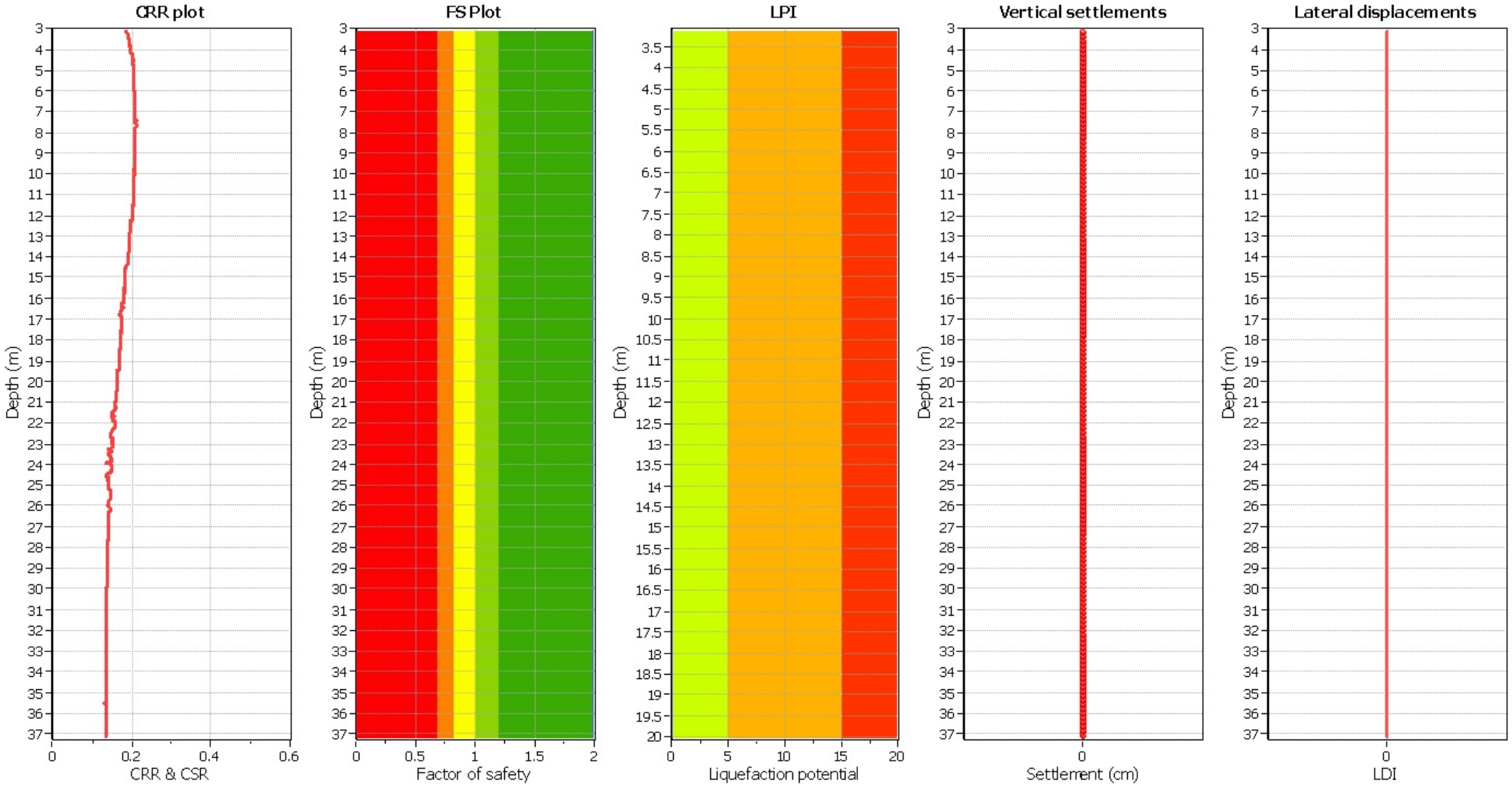

Input parameters and analysis data

Analysis method:	B&I (2014)	Depth to GWT (erthq.):	1.00 m	Fill weight:	N/A
Fines correction method:	B&I (2014)	Average results interval:	3	Transition detect. applied:	No
Points to test:	Based on Ic value	Ic cut-off value:	2.60	K_σ applied:	Yes
Earthquake magnitude M_w:	6.14	Unit weight calculation:	Based on SBT	Clay like behavior applied:	Sands only
Peak ground acceleration:	0.20	Use fill:	No	Limit depth applied:	Yes
Depth to water table (insitu):	1.00 m	Fill height:	N/A	Limit depth:	20.00 m

F.S. color scheme

- Almost certain it will liquefy
- Very likely to liquefy
- Liquefaction and no liq. are equally likely
- Unlike to liquefy
- Almost certain it will not liquefy

LPI color scheme

- Very high risk
- High risk
- Low risk

CPT basic interpretation plo

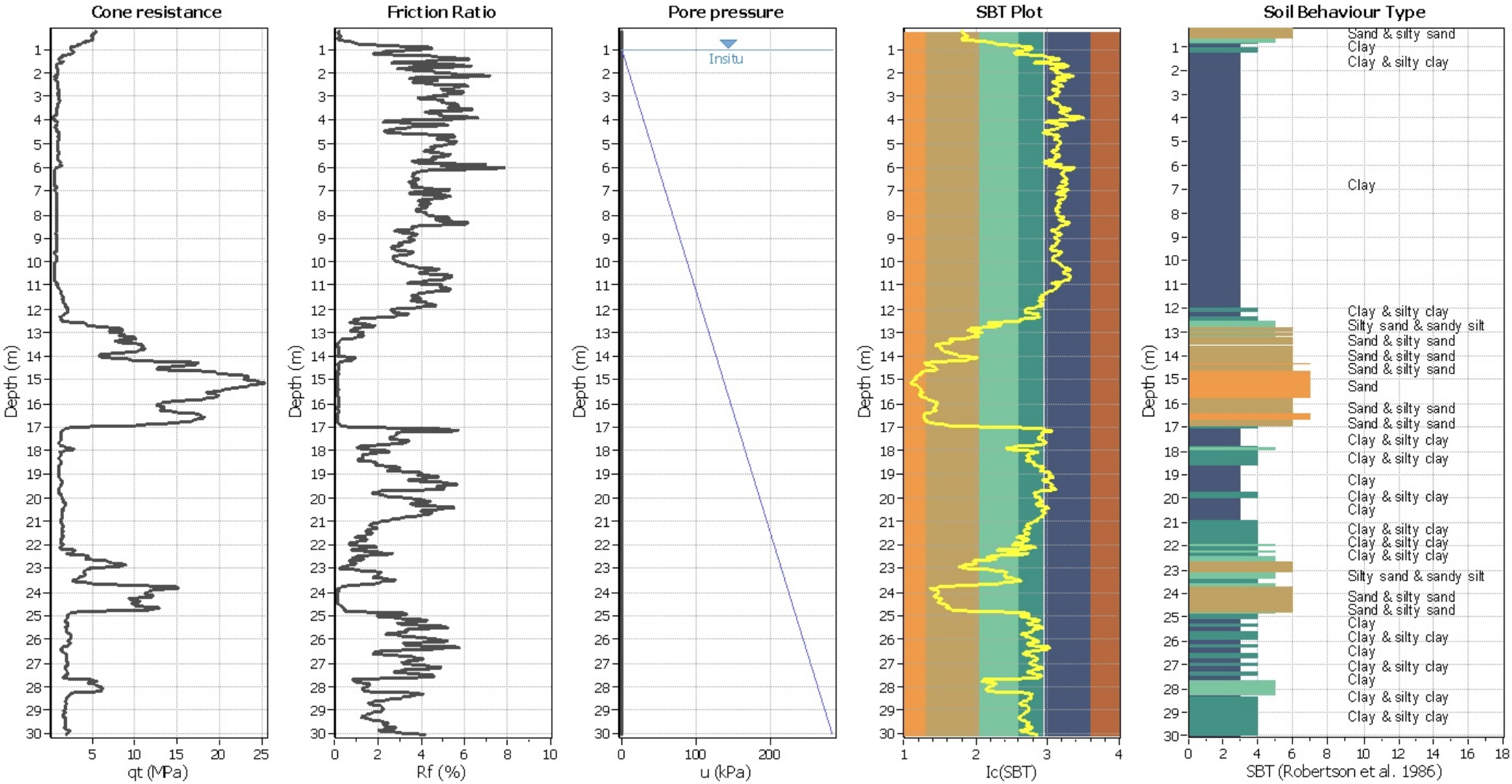

Input parameters and analysis data

Analysis method:	B&I (2014)	Depth to GWT (erthq.):	1.00 m	Fill weight:	N/A
Fines correction method:	B&I (2014)	Average results interval:	3	Transition detect. applied:	No
Points to test:	Based on Ic value	Ic cut-off value:	2.60	K_σ applied:	Yes
Earthquake magnitude M_w:	6.14	Unit weight calculation:	Based on SBT	Clay like behavior applied:	Sands only
Peak ground acceleration:	0.20	Use fill:	No	Limit depth applied:	Yes
Depth to water table (insitu):	1.00 m	Fill height:	N/A	Limit depth:	20.00 m

SBT legend

1. Sensitive fine grained
2. Organic material
3. Clay to silty clay
4. Clayey silt to silty clay
5. Silty sand to sandy silt
6. Clean sand to silty sand
7. Gravely sand to sand
8. Very stiff sand to clayey sand
9. Very stiff fine grained

Liquefaction analysis overall plot

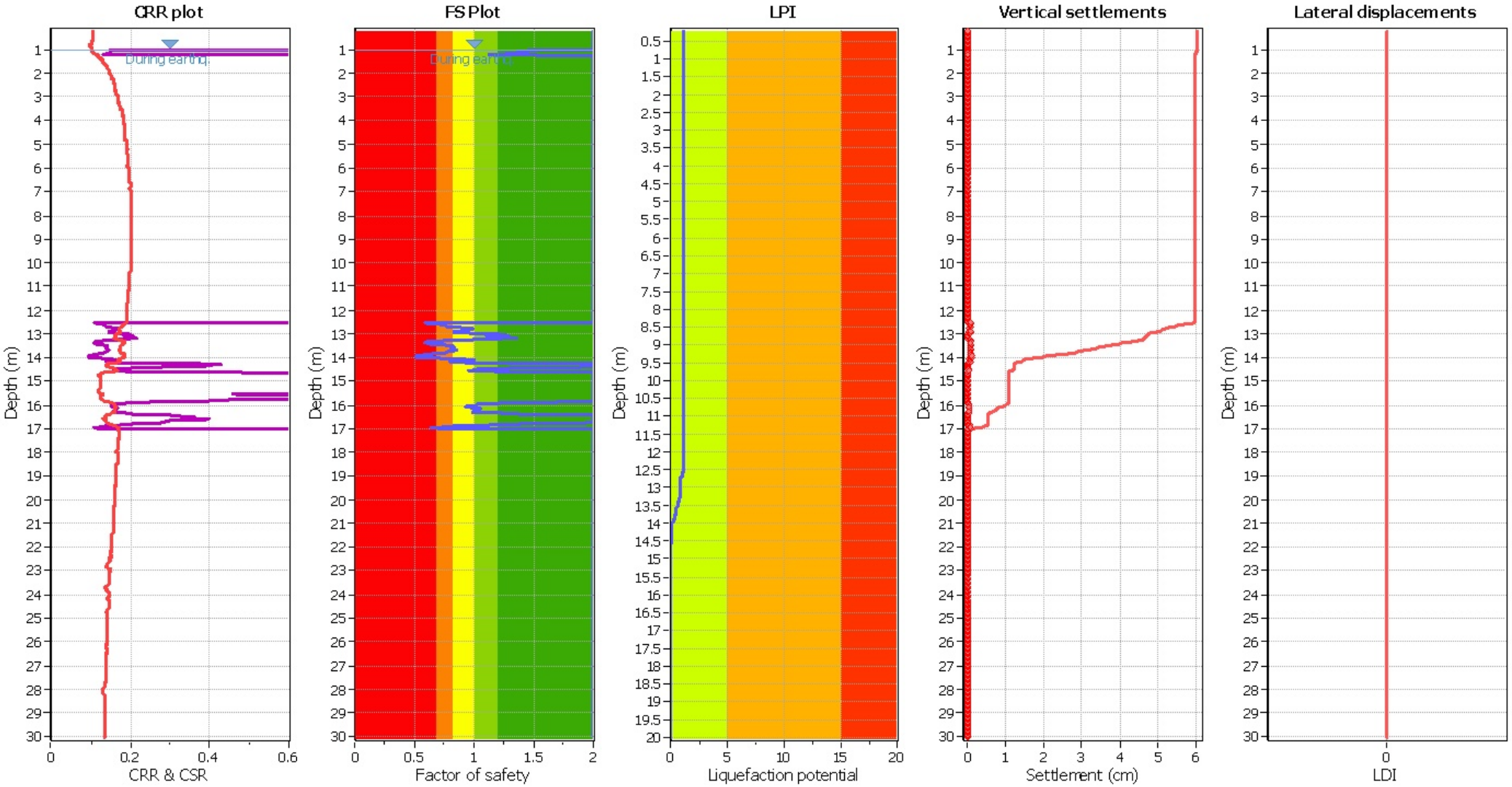

Input parameters and analysis data

Analysis method:	B&I (2014)	Depth to GWT (erthq.):	1.00 m	Fill weight:	N/A
Fines correction method:	B&I (2014)	Average results interval:	3	Transition detect. applied:	No
Points to test:	Based on Ic value	Ic cut-off value:	2.60	K_σ applied:	Yes
Earthquake magnitude M_w:	6.14	Unit weight calculation:	Based on SBT	Clay like behavior applied:	Sands only
Peak ground acceleration:	0.20	Use fill:	No	Limit depth applied:	Yes
Depth to water table (insitu):	1.00 m	Fill height:	N/A	Limit depth:	20.00 m

F.S. color scheme

- Almost certain it will liquefy
- Very likely to liquefy
- Liquefaction and no liq. are equally likely
- Unlike to liquefy
- Almost certain it will not liquefy

LPI color scheme

- Very high risk
- High risk
- Low risk

CPT basic interpretation plo

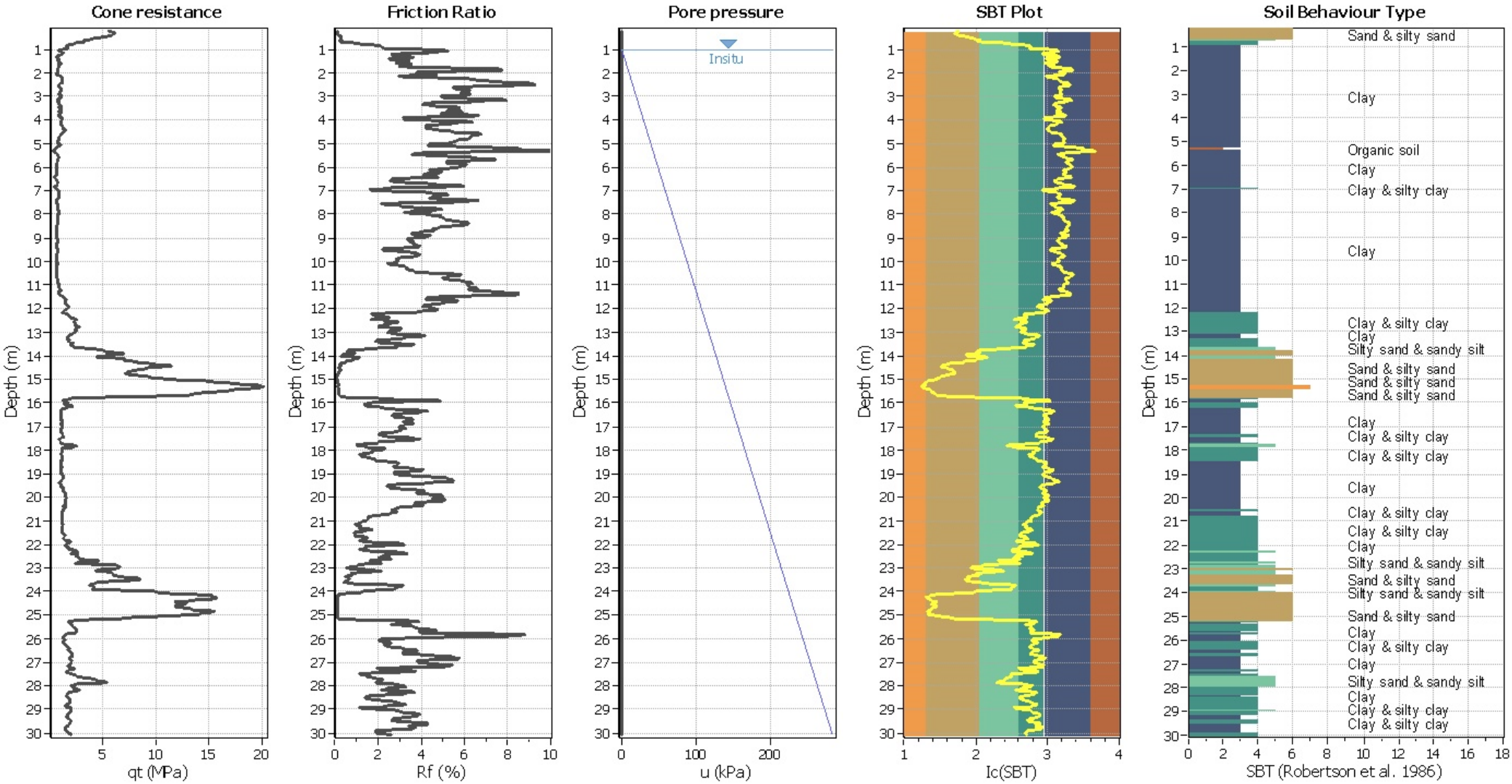

Input parameters and analysis data

Analysis method:	B&I (2014)	Depth to GWT (erthq.):	1.00 m	Fill weight:	N/A
Fines correction method:	B&I (2014)	Average results interval:	3	Transition detect. applied:	No
Points to test:	Based on Ic value	Ic cut-off value:	2.60	K_σ applied:	Yes
Earthquake magnitude M_w:	6.14	Unit weight calculation:	Based on SBT	Clay like behavior applied:	Sands only
Peak ground acceleration:	0.20	Use fill:	No	Limit depth applied:	Yes
Depth to water table (insitu):	1.00 m	Fill height:	N/A	Limit depth:	20.00 m

SBT legend

1. Sensitive fine grained	4. Clayey silt to silty clay	7. Gravely sand to sand
2. Organic material	5. Silty sand to sandy silt	8. Very stiff sand to clayey sand
3. Clay to silty clay	6. Clean sand to silty sand	9. Very stiff fine grained

Liquefaction analysis overall plot

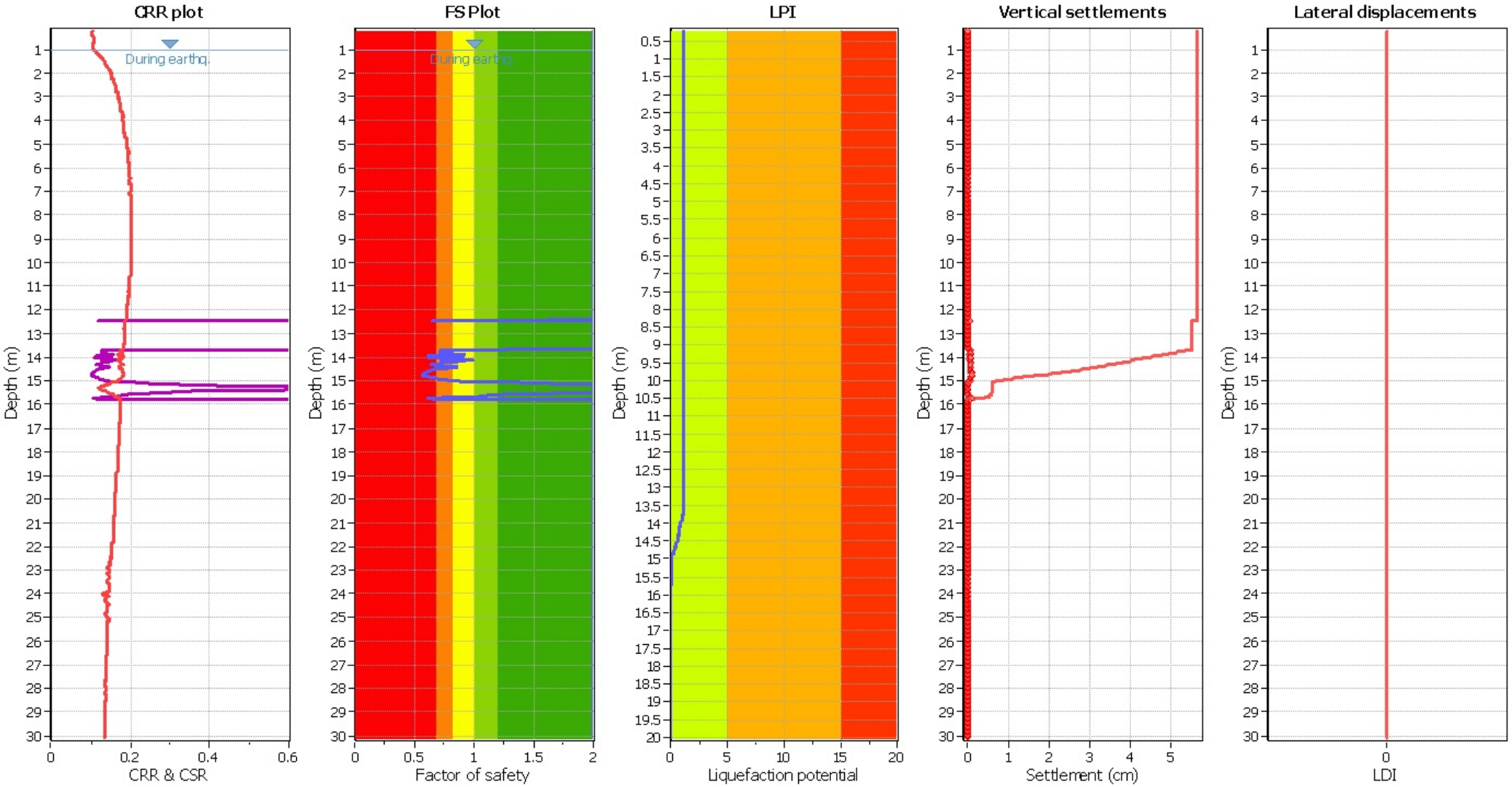

Input parameters and analysis data

Analysis method:	B&I (2014)	Depth to GWT (erthq.):	1.00 m	Fill weight:	N/A
Fines correction method:	B&I (2014)	Average results interval:	3	Transition detect. applied:	No
Points to test:	Based on Ic value	Ic cut-off value:	2.60	K_σ applied:	Yes
Earthquake magnitude M_w:	6.14	Unit weight calculation:	Based on SBT	Clay like behavior applied:	Sands only
Peak ground acceleration:	0.20	Use fill:	No	Limit depth applied:	Yes
Depth to water table (insitu):	1.00 m	Fill height:	N/A	Limit depth:	20.00 m

F.S. color scheme

- Almost certain it will liquefy
- Very likely to liquefy
- Liquefaction and no liq. are equally likely
- Unlike to liquefy
- Almost certain it will not liquefy

LPI color scheme

- Very high risk
- High risk
- Low risk

CPT basic interpretation plo

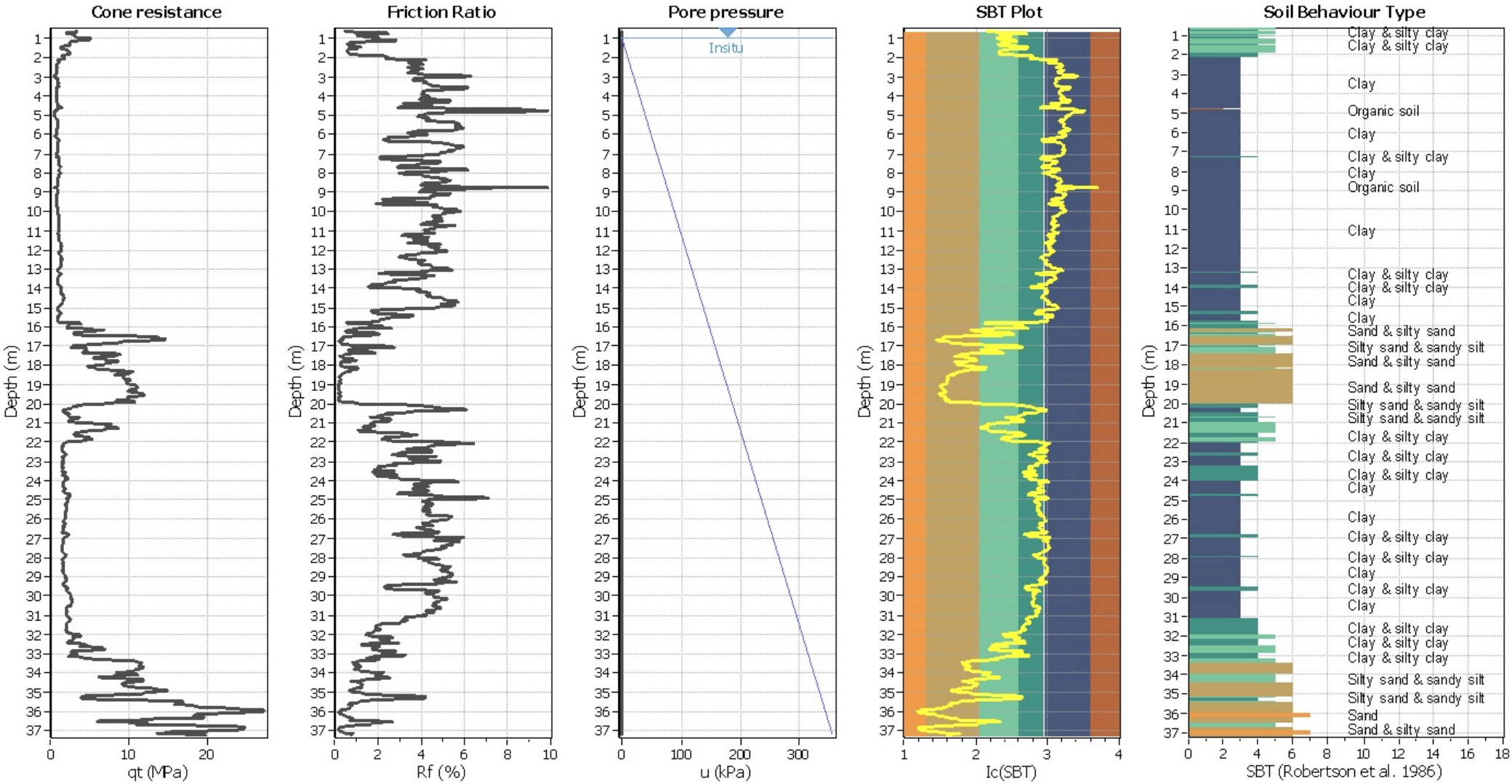

Input parameters and analysis data

Analysis method:	B&I (2014)	Depth to GWT (erthq.):	1.00 m	Fill weight:	N/A
Fines correction method:	B&I (2014)	Average results interval:	3	Transition detect. applied:	No
Points to test:	Based on Ic value	Ic cut-off value:	2.60	K_σ applied:	Yes
Earthquake magnitude M_w:	6.14	Unit weight calculation:	Based on SBT	Clay like behavior applied:	Sands only
Peak ground acceleration:	0.20	Use fill:	No	Limit depth applied:	Yes
Depth to water table (insitu):	1.00 m	Fill height:	N/A	Limit depth:	20.00 m

SBT legend

1. Sensitive fine grained
2. Organic material
3. Clay to silty clay
4. Clayey silt to silty clay
5. Silty sand to sandy silt
6. Clean sand to silty sand
7. Gravely sand to sand
8. Very stiff sand to clayey sand
9. Very stiff fine grained

Liquefaction analysis overall plot

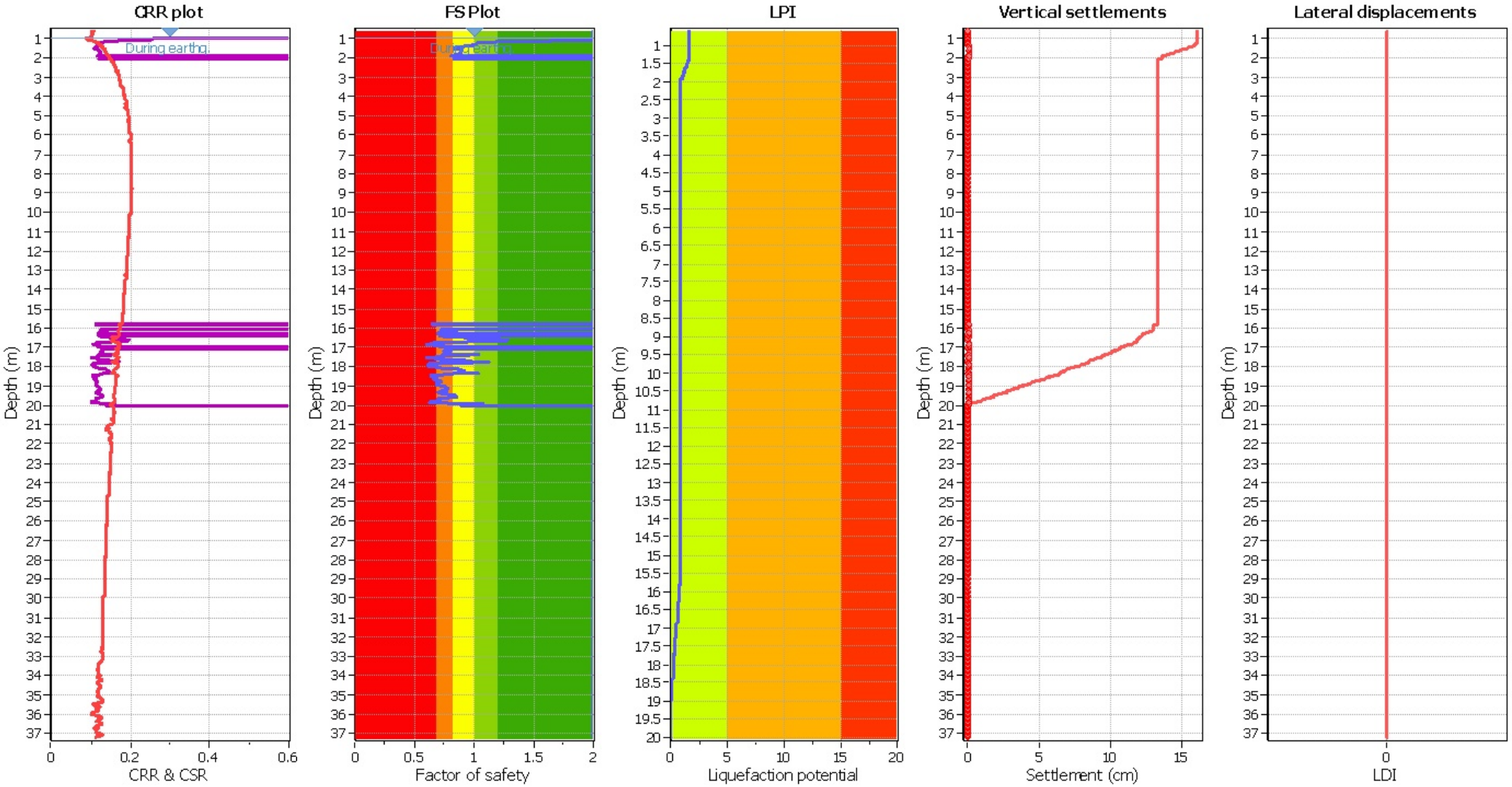

Input parameters and analysis data

Analysis method:	B&I (2014)	Depth to GWT (erthq.):	1.00 m	Fill weight:	N/A
Fines correction method:	B&I (2014)	Average results interval:	3	Transition detect. applied:	No
Points to test:	Based on Ic value	Ic cut-off value:	2.60	K_σ applied:	Yes
Earthquake magnitude M_w:	6.14	Unit weight calculation:	Based on SBT	Clay like behavior applied:	Sands only
Peak ground acceleration:	0.20	Use fill:	No	Limit depth applied:	Yes
Depth to water table (insitu):	1.00 m	Fill height:	N/A	Limit depth:	20.00 m

F.S. color scheme

- Almost certain it will liquefy
- Very likely to liquefy
- Liquefaction and no liq. are equally likely
- Unlike to liquefy
- Almost certain it will not liquefy

LPI color scheme

- Very high risk
- High risk
- Low risk

CPT basic interpretation plo

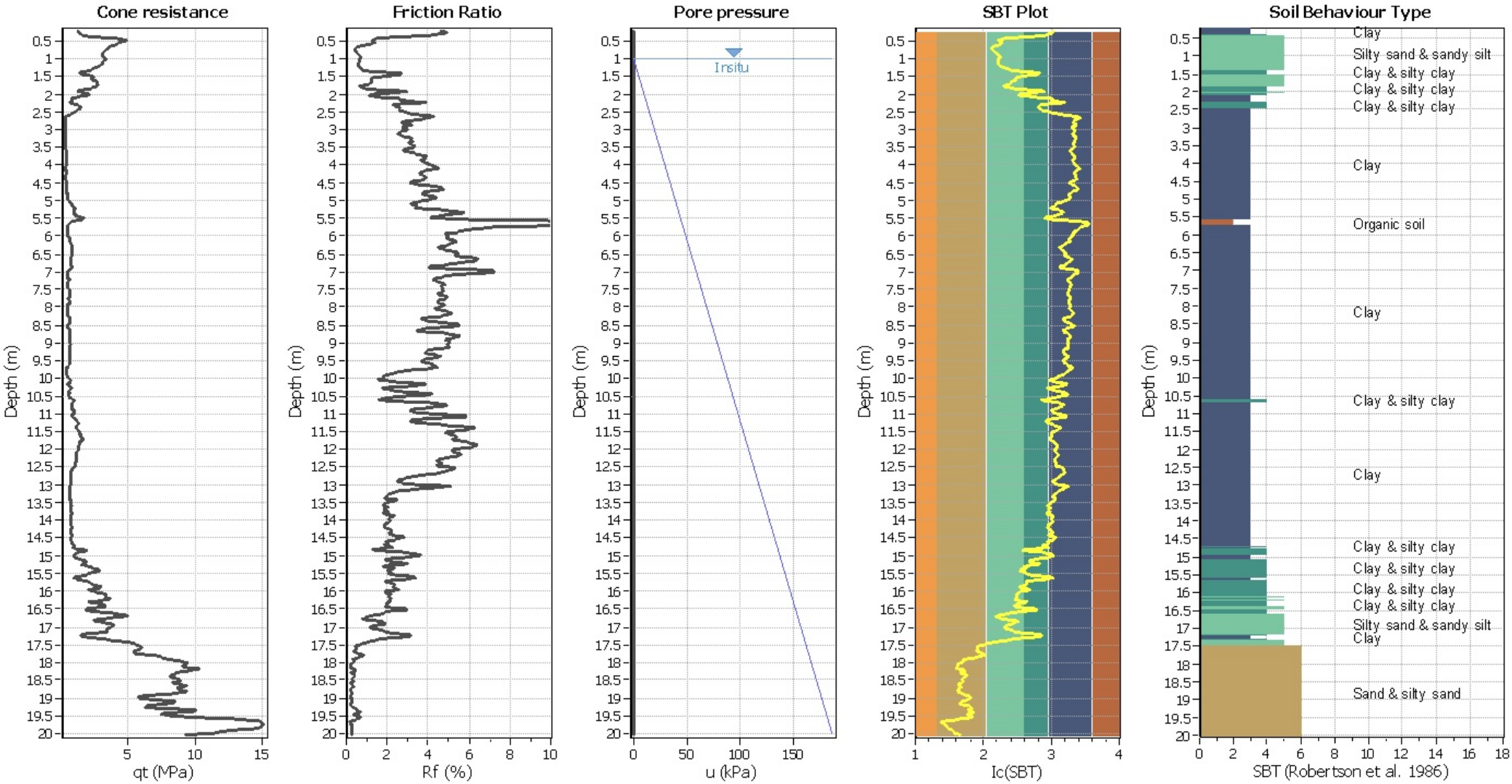

Input parameters and analysis data

Analysis method:	B&I (2014)	Depth to GWT (erthq.):	1.00 m	Fill weight:	N/A
Fines correction method:	B&I (2014)	Average results interval:	3	Transition detect. applied:	No
Points to test:	Based on Ic value	Ic cut-off value:	2.60	K_σ applied:	Yes
Earthquake magnitude M_w:	6.14	Unit weight calculation:	Based on SBT	Clay like behavior applied:	Sands only
Peak ground acceleration:	0.20	Use fill:	No	Limit depth applied:	Yes
Depth to water table (insitu):	1.00 m	Fill height:	N/A	Limit depth:	20.00 m

SBT legend

1. Sensitive fine grained
2. Organic material
3. Clay to silty clay
4. Clayey silt to silty clay
5. Silty sand to sandy silt
6. Clean sand to silty sand
7. Gravely sand to sand
8. Very stiff sand to clayey sand
9. Very stiff fine grained

Liquefaction analysis overall plot

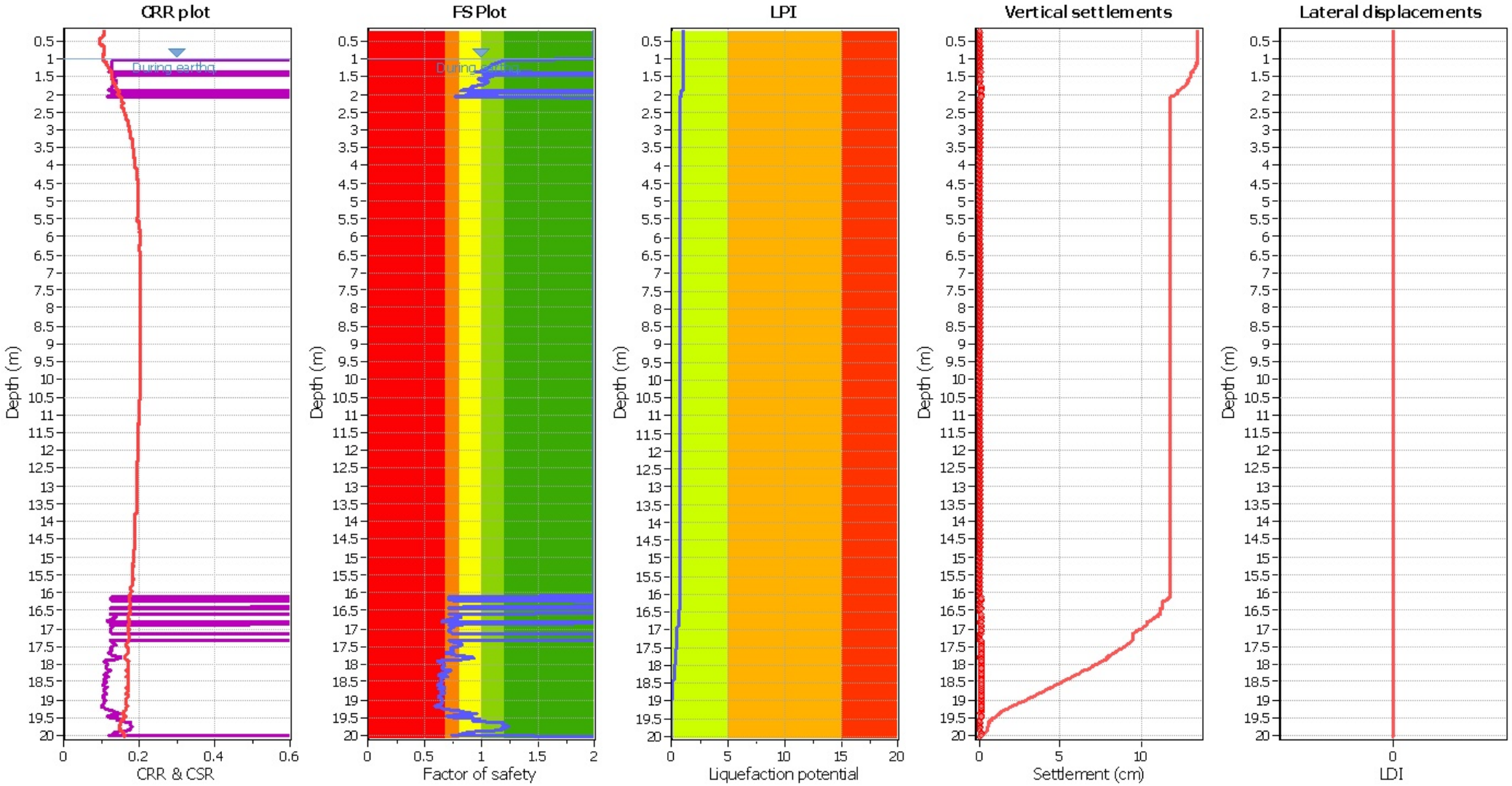

Input parameters and analysis data

Analysis method:	B&I (2014)	Depth to GWT (erthq.):	1.00 m	Fill weight:	N/A
Fines correction method:	B&I (2014)	Average results interval:	3	Transition detect. applied:	No
Points to test:	Based on Ic value	Ic cut-off value:	2.60	K_σ applied:	Yes
Earthquake magnitude M_w:	6.14	Unit weight calculation:	Based on SBT	Clay like behavior applied:	Sands only
Peak ground acceleration:	0.20	Use fill:	No	Limit depth applied:	Yes
Depth to water table (insitu):	1.00 m	Fill height:	N/A	Limit depth:	20.00 m

F.S. color scheme

- Almost certain it will liquefy
- Very likely to liquefy
- Liquefaction and no liq. are equally likely
- Unlike to liquefy
- Almost certain it will not liquefy

LPI color scheme

- Very high risk
- High risk
- Low risk

CPT basic interpretation plo

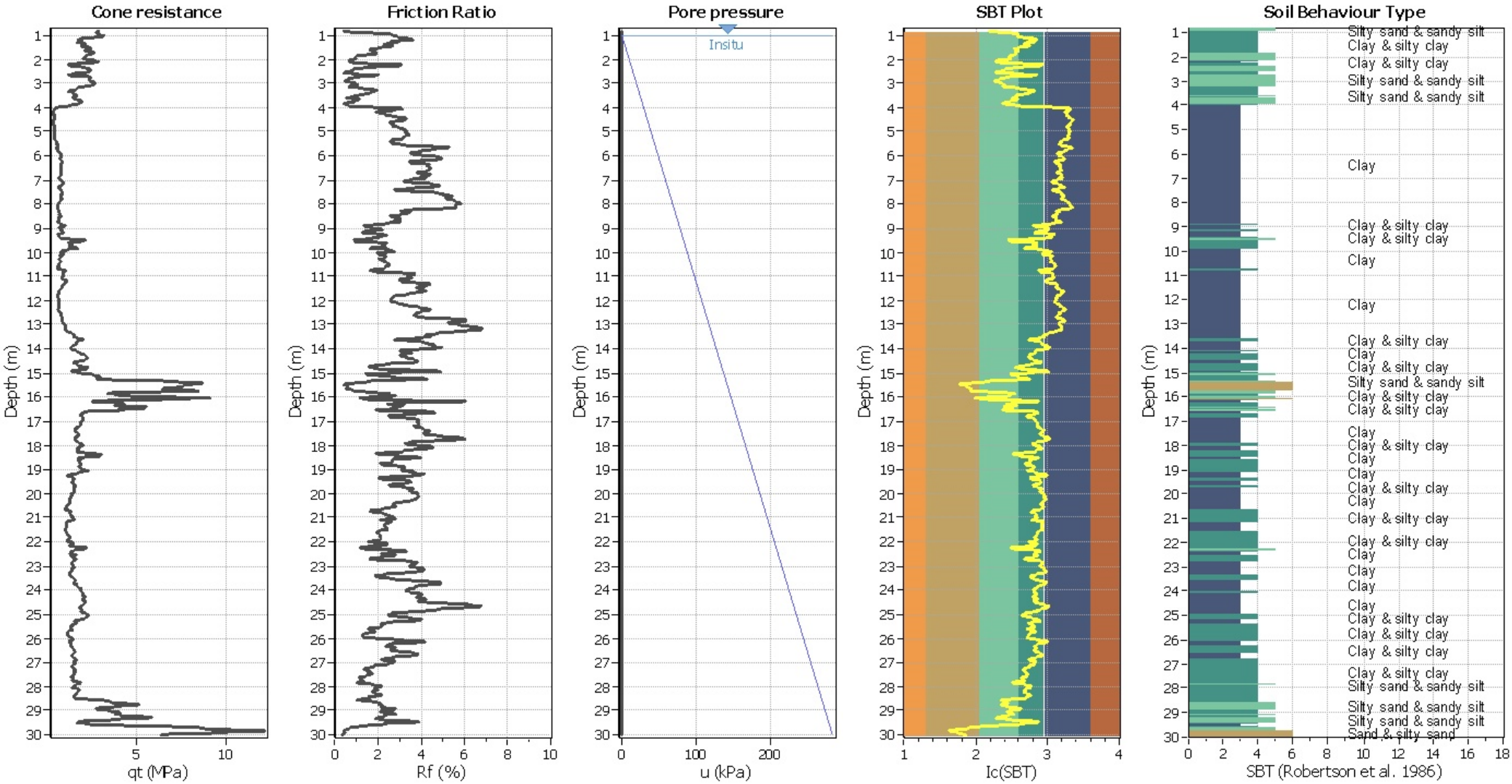

Input parameters and analysis data

Analysis method:	B&I (2014)	Depth to GWT (erthq.):	1.00 m	Fill weight:	N/A
Fines correction method:	B&I (2014)	Average results interval:	3	Transition detect. applied:	No
Points to test:	Based on Ic value	Ic cut-off value:	2.60	K_σ applied:	Yes
Earthquake magnitude M_w:	6.14	Unit weight calculation:	Based on SBT	Clay like behavior applied:	Sands only
Peak ground acceleration:	0.20	Use fill:	No	Limit depth applied:	Yes
Depth to water table (insitu):	1.00 m	Fill height:	N/A	Limit depth:	20.00 m

SBT legend

1. Sensitive fine grained
2. Organic material
3. Clay to silty clay
4. Clayey silt to silty clay
5. Silty sand to sandy silt
6. Clean sand to silty sand
7. Gravely sand to sand
8. Very stiff sand to clayey sand
9. Very stiff fine grained

Liquefaction analysis overall plot

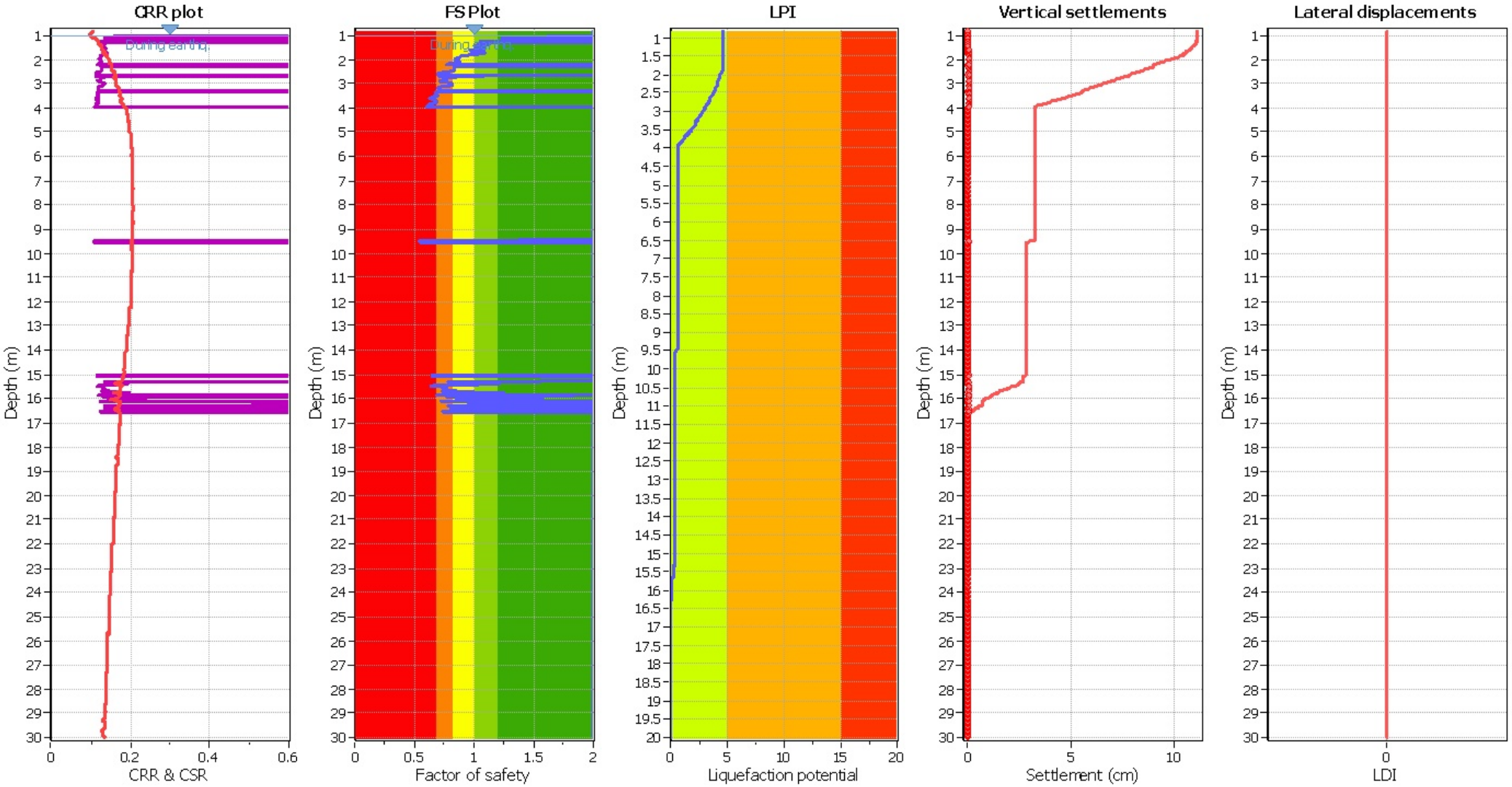

Input parameters and analysis data

Analysis method:	B&I (2014)	Depth to GWT (erthq.):	1.00 m	Fill weight:	N/A
Fines correction method:	B&I (2014)	Average results interval:	3	Transition detect. applied:	No
Points to test:	Based on Ic value	Ic cut-off value:	2.60	K_σ applied:	Yes
Earthquake magnitude M_w:	6.14	Unit weight calculation:	Based on SBT	Clay like behavior applied:	Sands only
Peak ground acceleration:	0.20	Use fill:	No	Limit depth applied:	Yes
Depth to water table (insitu):	1.00 m	Fill height:	N/A	Limit depth:	20.00 m

F.S. color scheme

- Almost certain it will liquefy
- Very likely to liquefy
- Liquefaction and no liq. are equally likely
- Unlike to liquefy
- Almost certain it will not liquefy

LPI color scheme

- Very high risk
- High risk
- Low risk

CPT basic interpretation plo

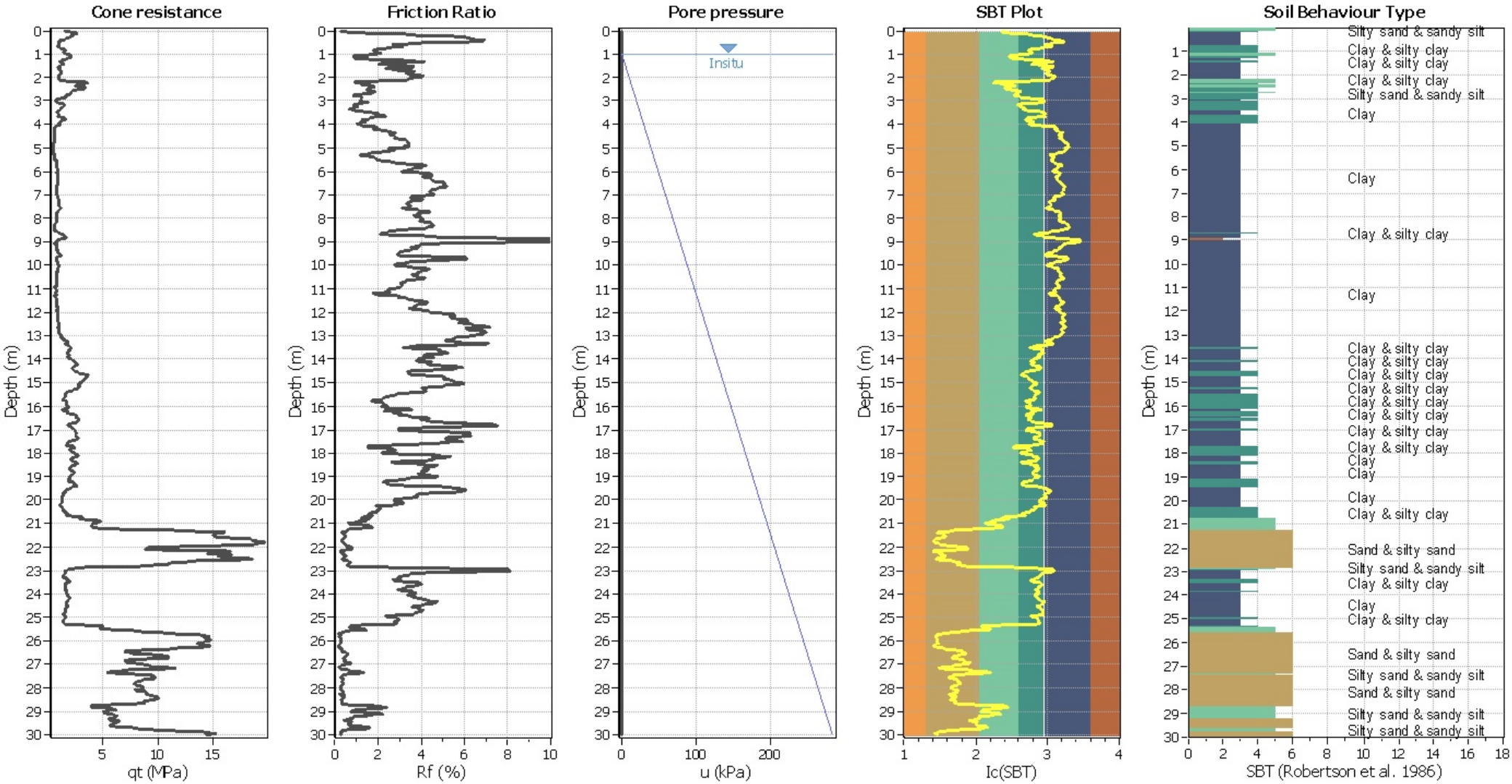

Input parameters and analysis data

Analysis method:	B&I (2014)	Depth to GWT (erthq.):	1.00 m	Fill weight:	N/A
Fines correction method:	B&I (2014)	Average results interval:	3	Transition detect. applied:	No
Points to test:	Based on Ic value	Ic cut-off value:	2.60	K_σ applied:	Yes
Earthquake magnitude M_w:	6.14	Unit weight calculation:	Based on SBT	Clay like behavior applied:	Sands only
Peak ground acceleration:	0.20	Use fill:	No	Limit depth applied:	Yes
Depth to water table (insitu):	1.00 m	Fill height:	N/A	Limit depth:	20.00 m

SBT legend

1. Sensitive fine grained
2. Organic material
3. Clay to silty clay
4. Clayey silt to silty clay
5. Silty sand to sandy silt
6. Clean sand to silty sand
7. Gravely sand to sand
8. Very stiff sand to clayey sand
9. Very stiff fine grained

Liquefaction analysis overall plot

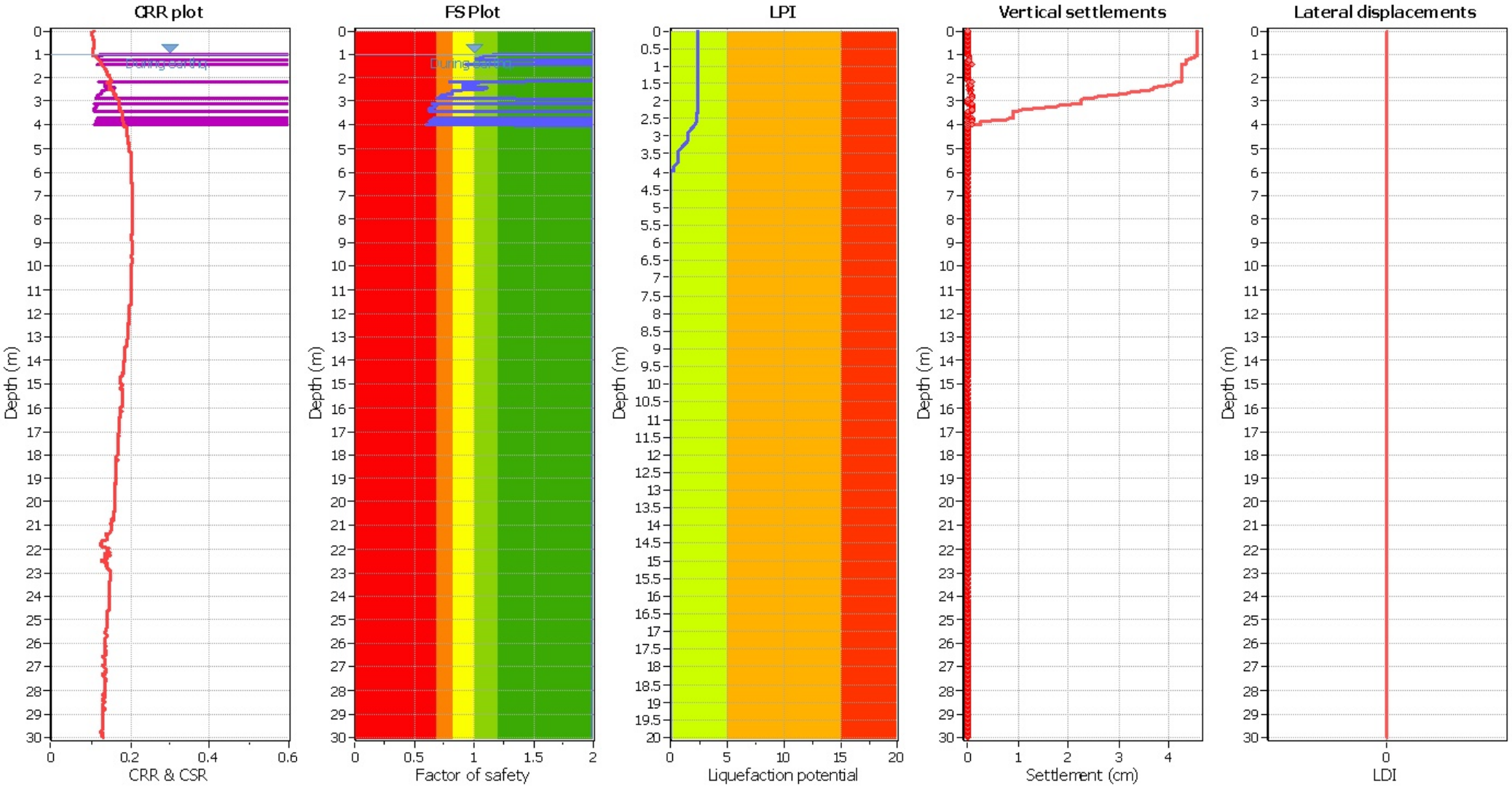

Input parameters and analysis data

Analysis method:	B&I (2014)	Depth to GWT (erthq.):	1.00 m	Fill weight:	N/A
Fines correction method:	B&I (2014)	Average results interval:	3	Transition detect. applied:	No
Points to test:	Based on Ic value	Ic cut-off value:	2.60	K_σ applied:	Yes
Earthquake magnitude M_w:	6.14	Unit weight calculation:	Based on SBT	Clay like behavior applied:	Sands only
Peak ground acceleration:	0.20	Use fill:	No	Limit depth applied:	Yes
Depth to water table (insitu):	1.00 m	Fill height:	N/A	Limit depth:	20.00 m

F.S. color scheme

- Almost certain it will liquefy
- Very likely to liquefy
- Liquefaction and no liq. are equally likely
- Unlike to liquefy
- Almost certain it will not liquefy

LPI color scheme

- Very high risk
- High risk
- Low risk

CPT basic interpretation plo

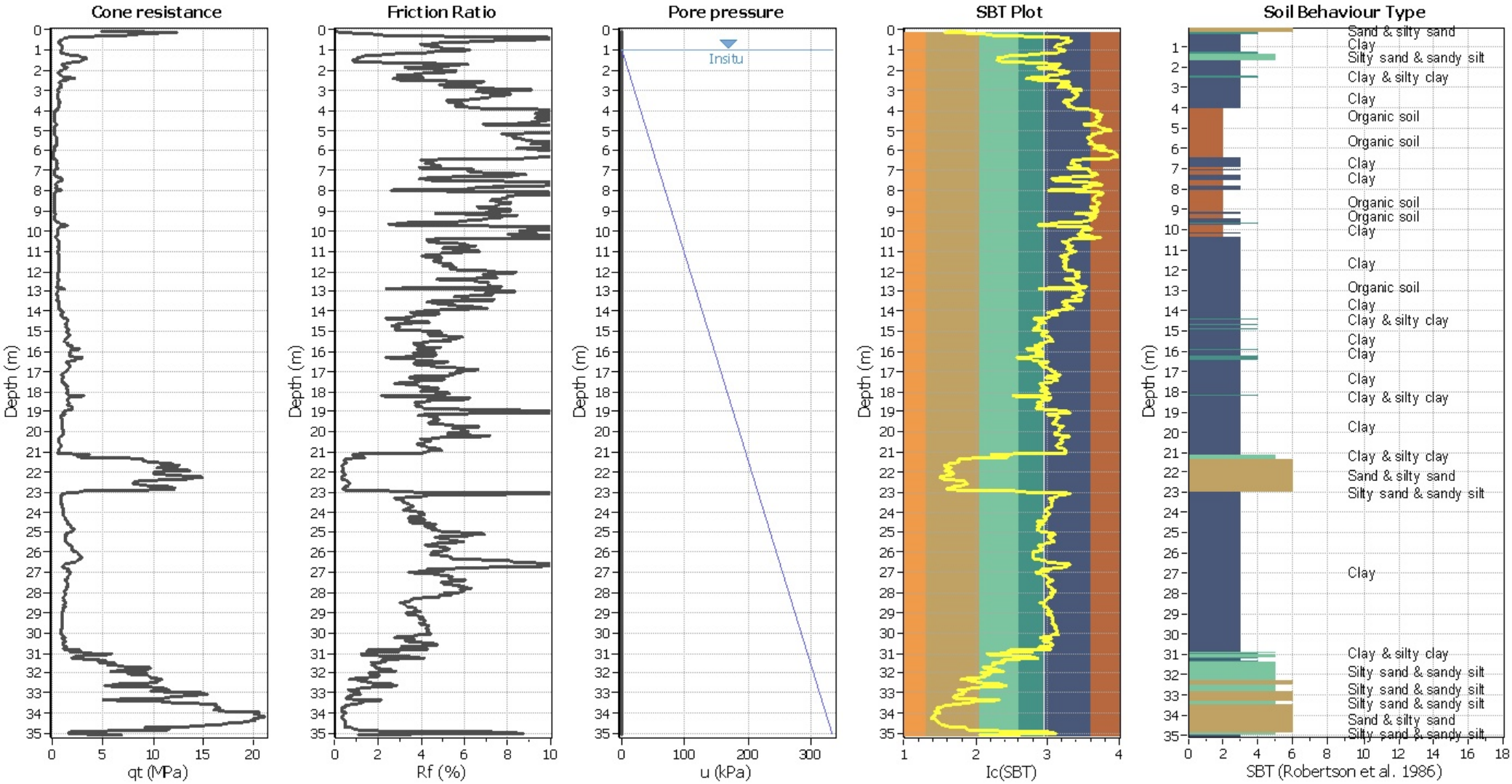

Input parameters and analysis data

Analysis method:	B&I (2014)	Depth to GWT (erthq.):	1.00 m	Fill weight:	N/A
Fines correction method:	B&I (2014)	Average results interval:	3	Transition detect. applied:	No
Points to test:	Based on Ic value	Ic cut-off value:	2.60	K_σ applied:	Yes
Earthquake magnitude M_w:	6.14	Unit weight calculation:	Based on SBT	Clay like behavior applied:	Sands only
Peak ground acceleration:	0.20	Use fill:	No	Limit depth applied:	Yes
Depth to water table (insitu):	1.00 m	Fill height:	N/A	Limit depth:	20.00 m

SBT legend

1. Sensitive fine grained
2. Organic material
3. Clay to silty clay
4. Clayey silt to silty clay
5. Silty sand to sandy silt
6. Clean sand to silty sand
7. Gravely sand to sand
8. Very stiff sand to clayey sand
9. Very stiff fine grained

Liquefaction analysis overall plot

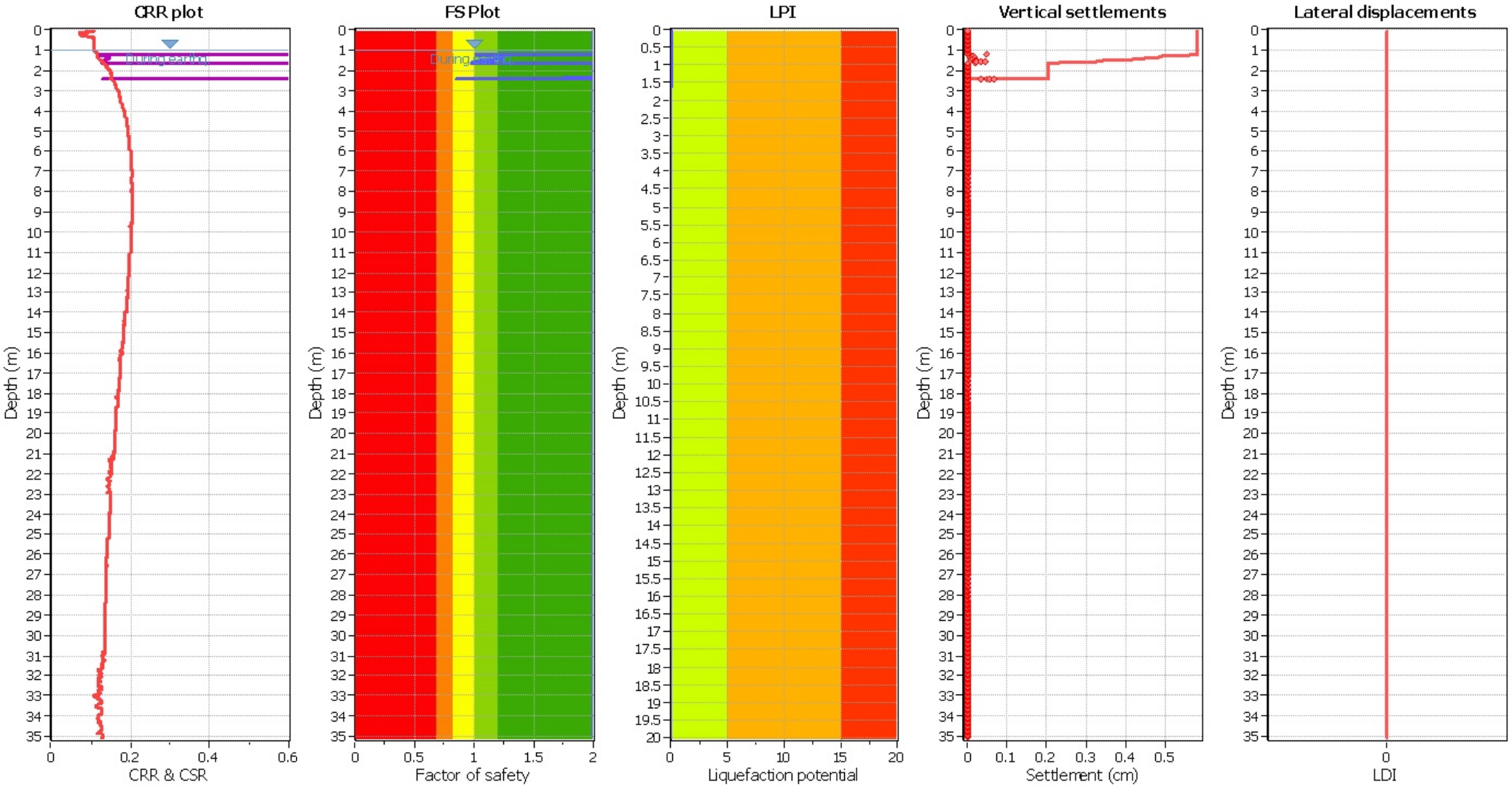

Input parameters and analysis data

Analysis method:	B&I (2014)	Depth to GWT (erthq.):	1.00 m	Fill weight:	N/A
Fines correction method:	B&I (2014)	Average results interval:	3	Transition detect. applied:	No
Points to test:	Based on Ic value	Ic cut-off value:	2.60	K_σ applied:	Yes
Earthquake magnitude M_w:	6.14	Unit weight calculation:	Based on SBT	Clay like behavior applied:	Sands only
Peak ground acceleration:	0.20	Use fill:	No	Limit depth applied:	Yes
Depth to water table (insitu):	1.00 m	Fill height:	N/A	Limit depth:	20.00 m

F.S. color scheme

- Almost certain it will liquefy
- Very likely to liquefy
- Liquefaction and no liq. are equally likely
- Unlike to liquefy
- Almost certain it will not liquefy

LPI color scheme

- Very high risk
- High risk
- Low risk

CPT basic interpretation plo

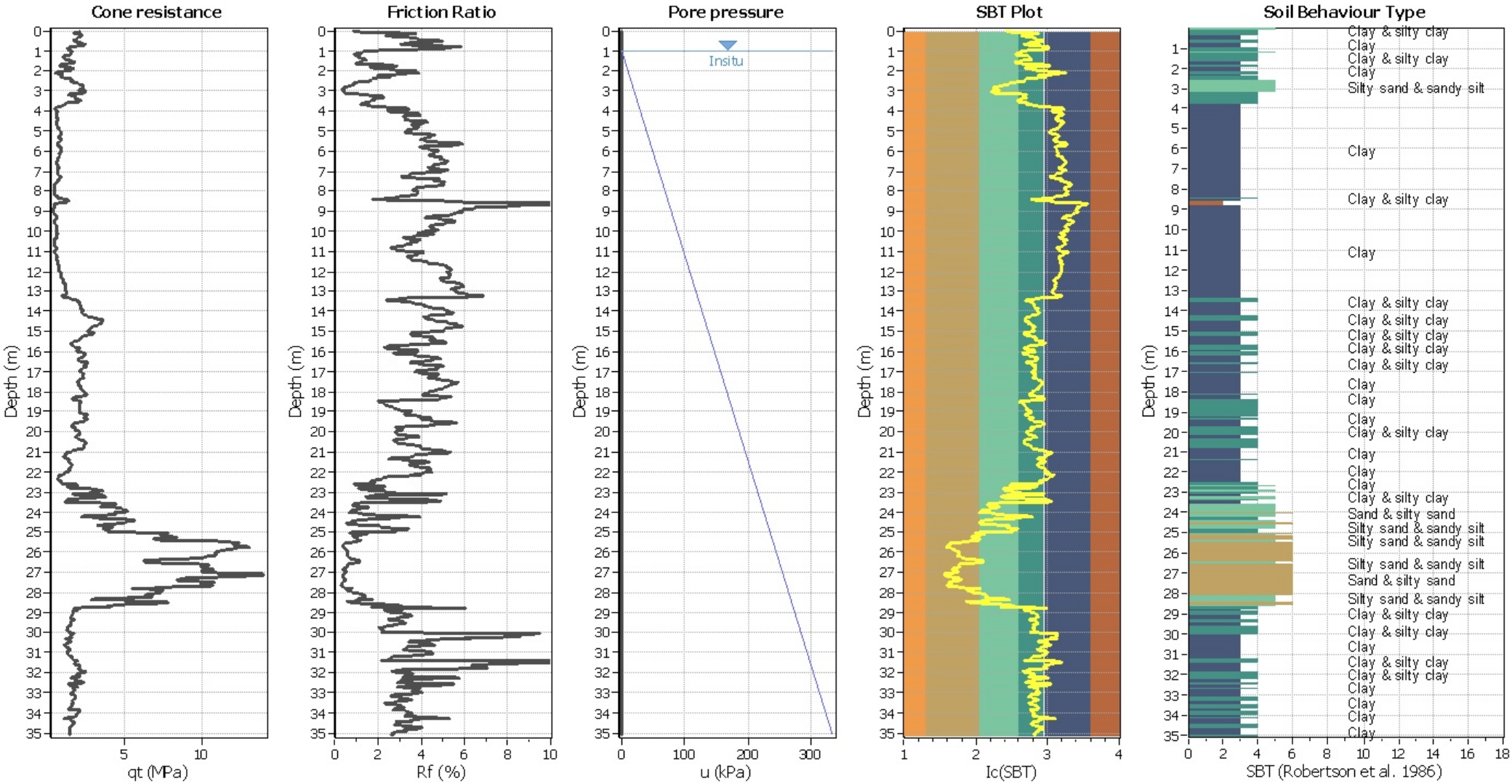

Input parameters and analysis data

Analysis method:	B&I (2014)	Depth to GWT (erthq.):	1.00 m	Fill weight:	N/A
Fines correction method:	B&I (2014)	Average results interval:	3	Transition detect. applied:	No
Points to test:	Based on Ic value	Ic cut-off value:	2.60	K_σ applied:	Yes
Earthquake magnitude M_w:	6.14	Unit weight calculation:	Based on SBT	Clay like behavior applied:	Sands only
Peak ground acceleration:	0.20	Use fill:	No	Limit depth applied:	Yes
Depth to water table (insitu):	1.00 m	Fill height:	N/A	Limit depth:	20.00 m

SBT legend

1. Sensitive fine grained
2. Organic material
3. Clay to silty clay
4. Clayey silt to silty clay
5. Silty sand to sandy silt
6. Clean sand to silty sand
7. Gravely sand to sand
8. Very stiff sand to clayey sand
9. Very stiff fine grained

Liquefaction analysis overall plot

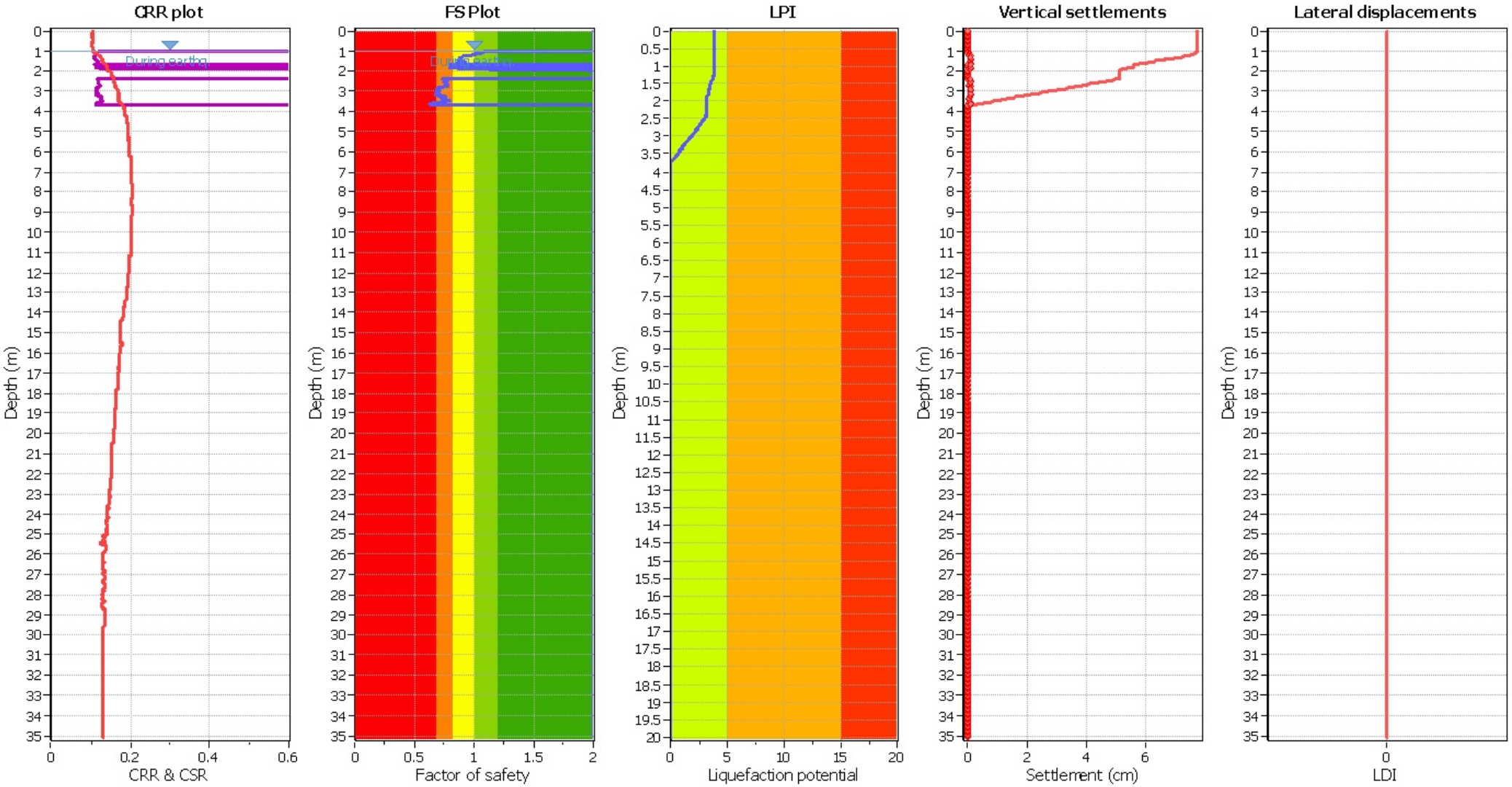

Input parameters and analysis data

Analysis method:	B&I (2014)	Depth to GWT (erthq.):	1.00 m	Fill weight:	N/A
Fines correction method:	B&I (2014)	Average results interval:	3	Transition detect. applied:	No
Points to test:	Based on Ic value	Ic cut-off value:	2.60	K_σ applied:	Yes
Earthquake magnitude M_w:	6.14	Unit weight calculation:	Based on SBT	Clay like behavior applied:	Sands only
Peak ground acceleration:	0.20	Use fill:	No	Limit depth applied:	Yes
Depth to water table (insitu):	1.00 m	Fill height:	N/A	Limit depth:	20.00 m

F.S. color scheme

- Almost certain it will liquefy
- Very likely to liquefy
- Liquefaction and no liq. are equally likely
- Unlike to liquefy
- Almost certain it will not liquefy

LPI color scheme

- Very high risk
- High risk
- Low risk

CPT basic interpretation plo

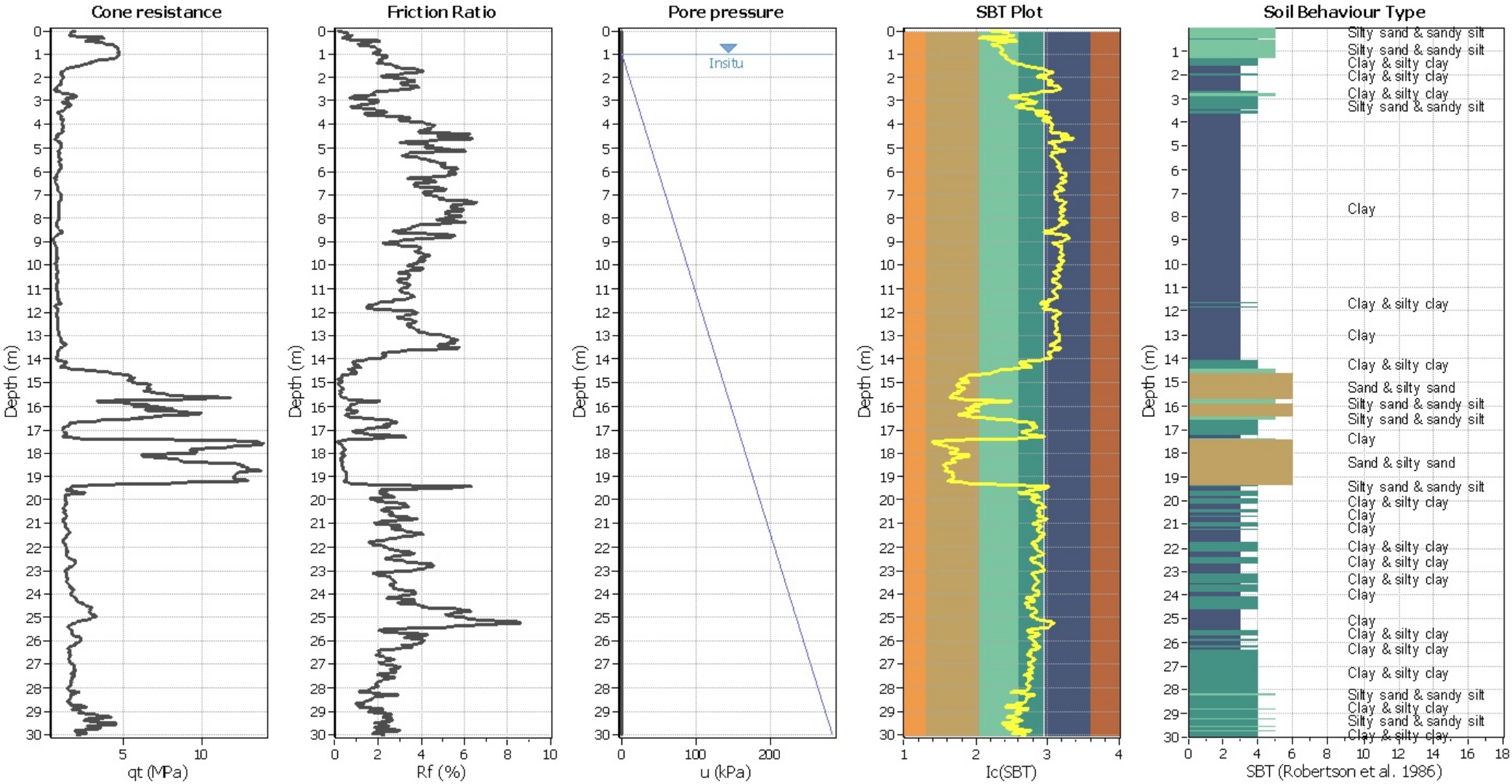

Input parameters and analysis data

Analysis method:	B&I (2014)	Depth to GWT (erthq.):	1.00 m	Fill weight:	N/A
Fines correction method:	B&I (2014)	Average results interval:	3	Transition detect. applied:	No
Points to test:	Based on Ic value	Ic cut-off value:	2.60	K_σ applied:	Yes
Earthquake magnitude M_w:	6.14	Unit weight calculation:	Based on SBT	Clay like behavior applied:	Sands only
Peak ground acceleration:	0.20	Use fill:	No	Limit depth applied:	Yes
Depth to water table (insitu):	1.00 m	Fill height:	N/A	Limit depth:	20.00 m

SBT legend

1. Sensitive fine grained
2. Organic material
3. Clay to silty clay
4. Clayey silt to silty clay
5. Silty sand to sandy silt
6. Clean sand to silty sand
7. Gravely sand to sand
8. Very stiff sand to clayey sand
9. Very stiff fine grained

Liquefaction analysis overall plot

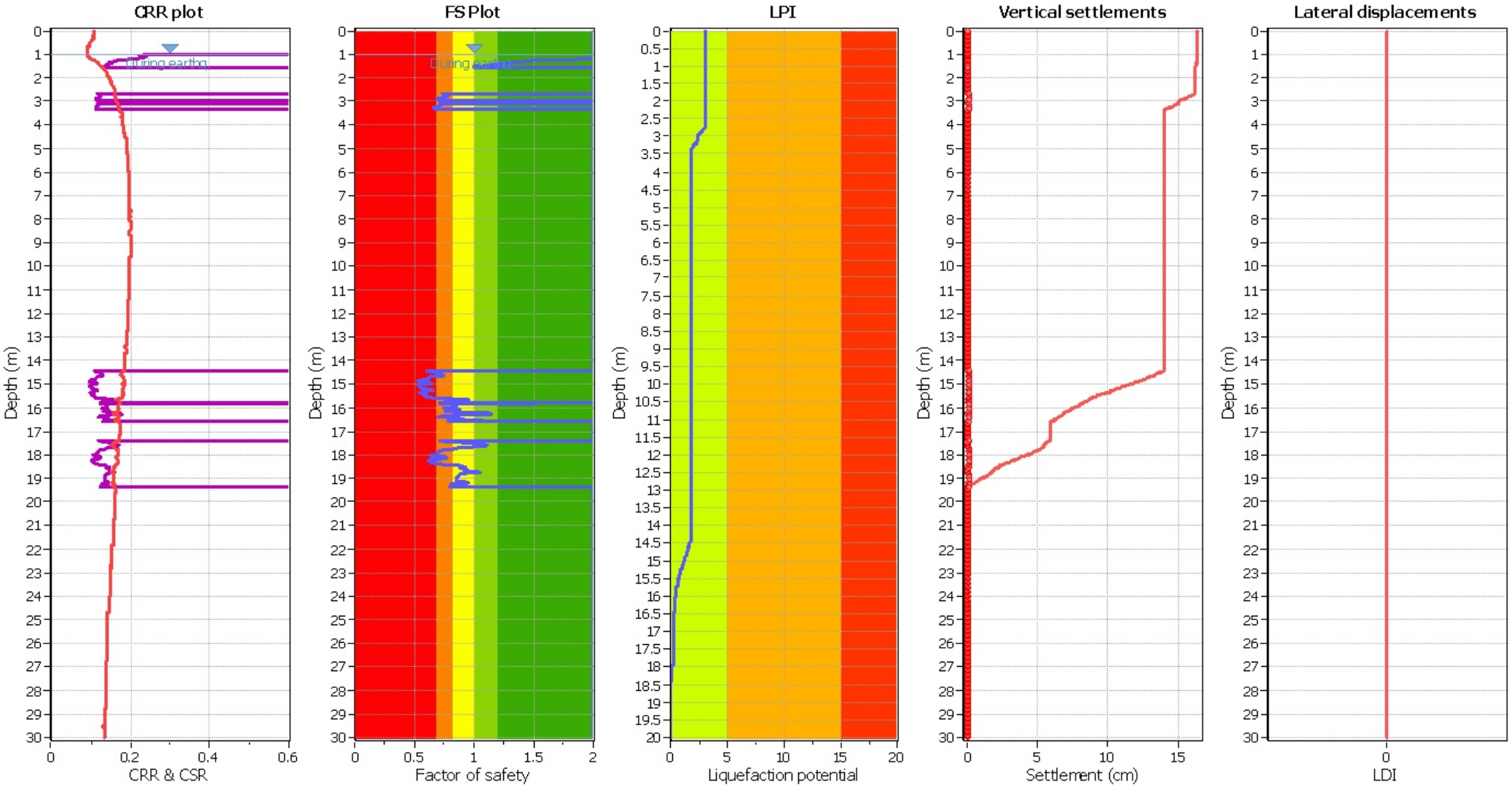

Input parameters and analysis data

Analysis method:	B&I (2014)	Depth to GWT (erthq.):	1.00 m	Fill weight:	N/A
Fines correction method:	B&I (2014)	Average results interval:	3	Transition detect. applied:	No
Points to test:	Based on Ic value	Ic cut-off value:	2.60	K_σ applied:	Yes
Earthquake magnitude M_w:	6.14	Unit weight calculation:	Based on SBT	Clay like behavior applied:	Sands only
Peak ground acceleration:	0.20	Use fill:	No	Limit depth applied:	Yes
Depth to water table (insitu):	1.00 m	Fill height:	N/A	Limit depth:	20.00 m

F.S. color scheme

- Almost certain it will liquefy
- Very likely to liquefy
- Liquefaction and no liq. are equally likely
- Unlike to liquefy
- Almost certain it will not liquefy

LPI color scheme

- Very high risk
- High risk
- Low risk

CPT basic interpretation plo

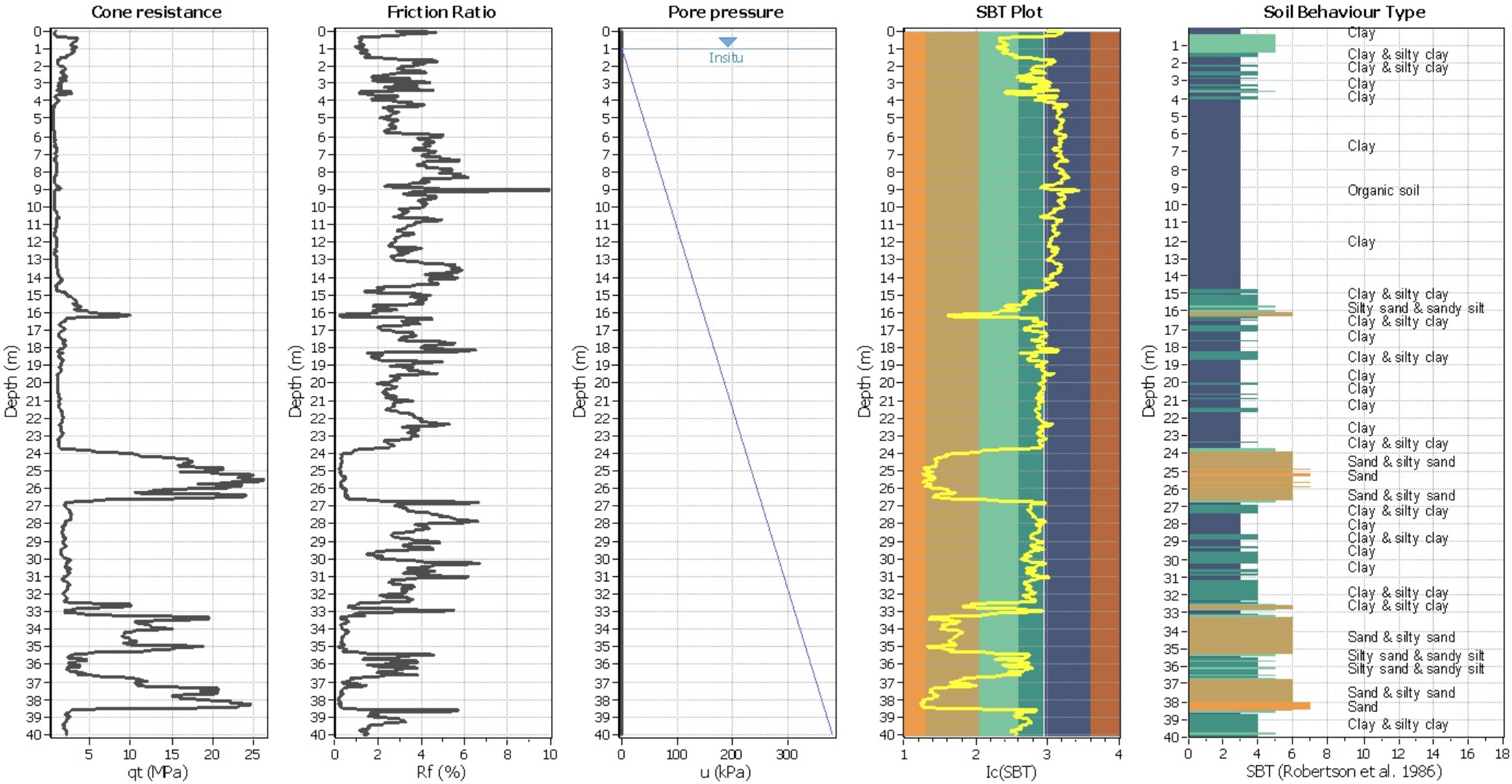

Input parameters and analysis data

Analysis method:	B&I (2014)	Depth to GWT (erthq.):	1.00 m	Fill weight:	N/A
Fines correction method:	B&I (2014)	Average results interval:	3	Transition detect. applied:	No
Points to test:	Based on Ic value	Ic cut-off value:	2.60	K_σ applied:	Yes
Earthquake magnitude M_w:	6.14	Unit weight calculation:	Based on SBT	Clay like behavior applied:	Sands only
Peak ground acceleration:	0.20	Use fill:	No	Limit depth applied:	Yes
Depth to water table (insitu):	1.00 m	Fill height:	N/A	Limit depth:	20.00 m

SBT legend

1. Sensitive fine grained	4. Clayey silt to silty clay	7. Gravely sand to sand
2. Organic material	5. Silty sand to sandy silt	8. Very stiff sand to clayey sand
3. Clay to silty clay	6. Clean sand to silty sand	9. Very stiff fine grained

Liquefaction analysis overall plot

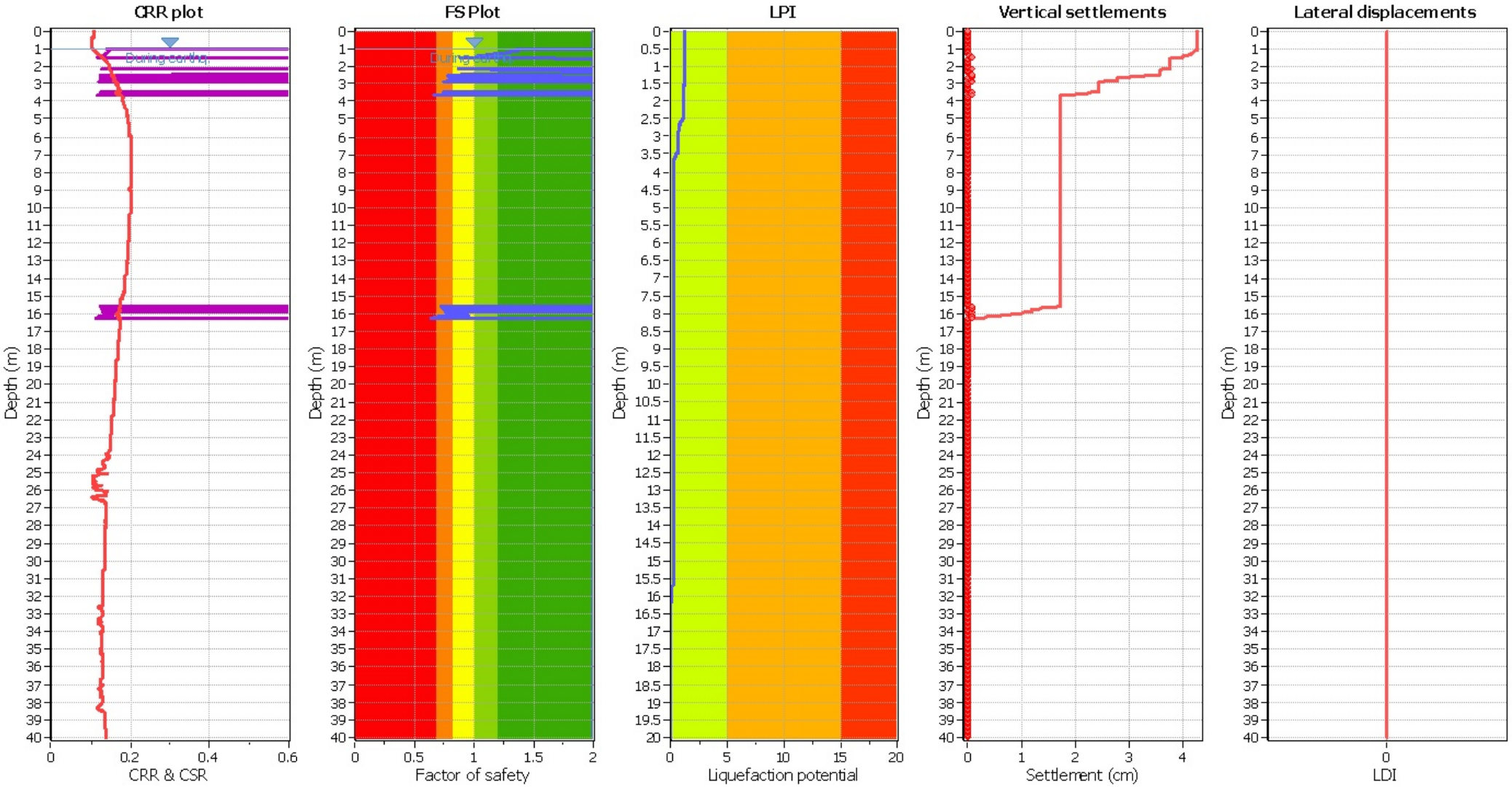

Input parameters and analysis data

Analysis method:	B&I (2014)	Depth to GWT (erthq.):	1.00 m	Fill weight:	N/A
Fines correction method:	B&I (2014)	Average results interval:	3	Transition detect. applied:	No
Points to test:	Based on Ic value	Ic cut-off value:	2.60	K_σ applied:	Yes
Earthquake magnitude M_w:	6.14	Unit weight calculation:	Based on SBT	Clay like behavior applied:	Sands only
Peak ground acceleration:	0.20	Use fill:	No	Limit depth applied:	Yes
Depth to water table (insitu):	1.00 m	Fill height:	N/A	Limit depth:	20.00 m

F.S. color scheme

- Almost certain it will liquefy
- Very likely to liquefy
- Liquefaction and no liq. are equally likely
- Unlike to liquefy
- Almost certain it will not liquefy

LPI color scheme

- Very high risk
- High risk
- Low risk

CPT basic interpretation plo

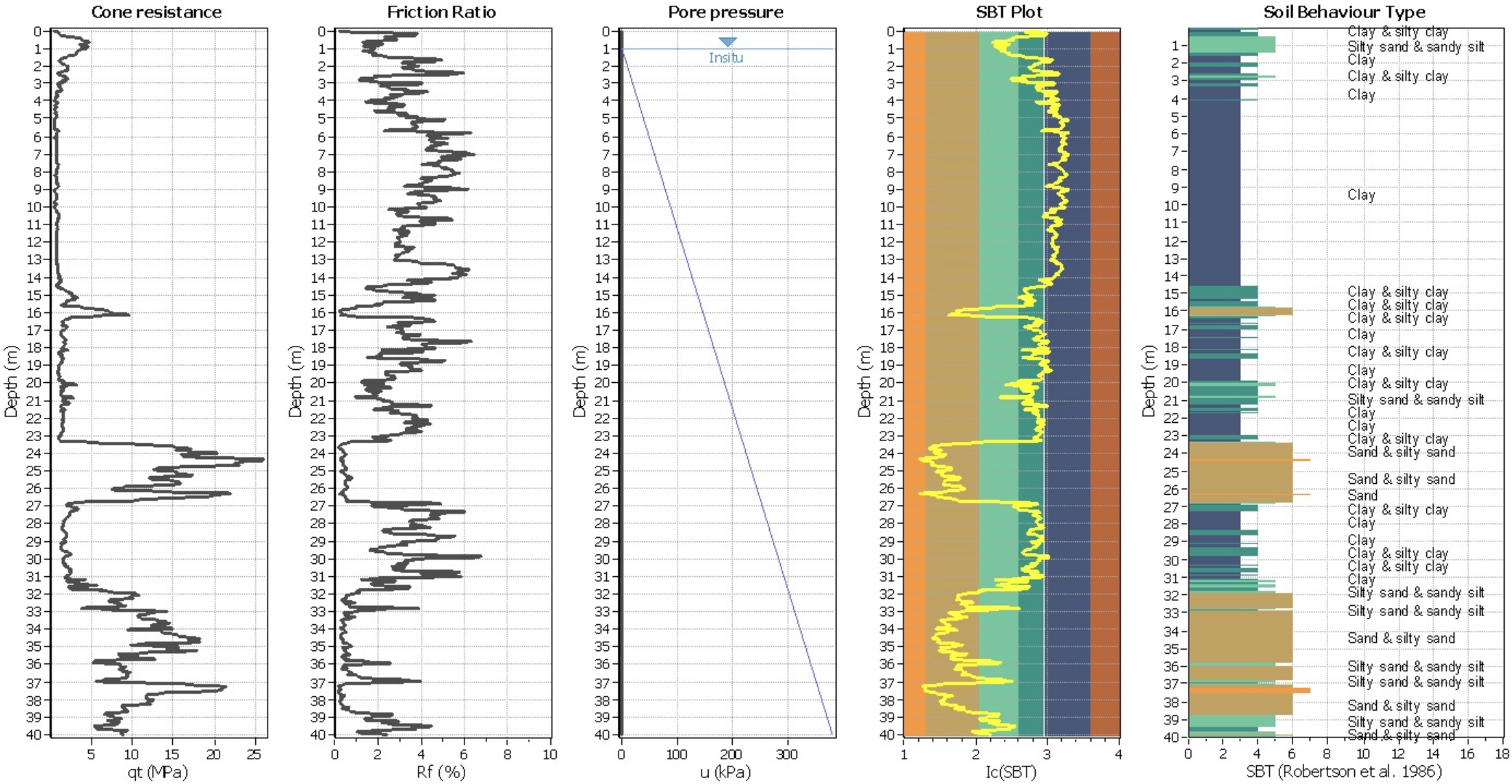

Input parameters and analysis data

Analysis method:	B&I (2014)	Depth to GWT (erthq.):	1.00 m	Fill weight:	N/A
Fines correction method:	B&I (2014)	Average results interval:	3	Transition detect. applied:	No
Points to test:	Based on Ic value	Ic cut-off value:	2.60	K_σ applied:	Yes
Earthquake magnitude M_w:	6.14	Unit weight calculation:	Based on SBT	Clay like behavior applied:	Sands only
Peak ground acceleration:	0.20	Use fill:	No	Limit depth applied:	Yes
Depth to water table (insitu):	1.00 m	Fill height:	N/A	Limit depth:	20.00 m

SBT legend

1. Sensitive fine grained
2. Organic material
3. Clay to silty clay
4. Clayey silt to silty clay
5. Silty sand to sandy silt
6. Clean sand to silty sand
7. Gravely sand to sand
8. Very stiff sand to clayey sand
9. Very stiff fine grained

Liquefaction analysis overall plot

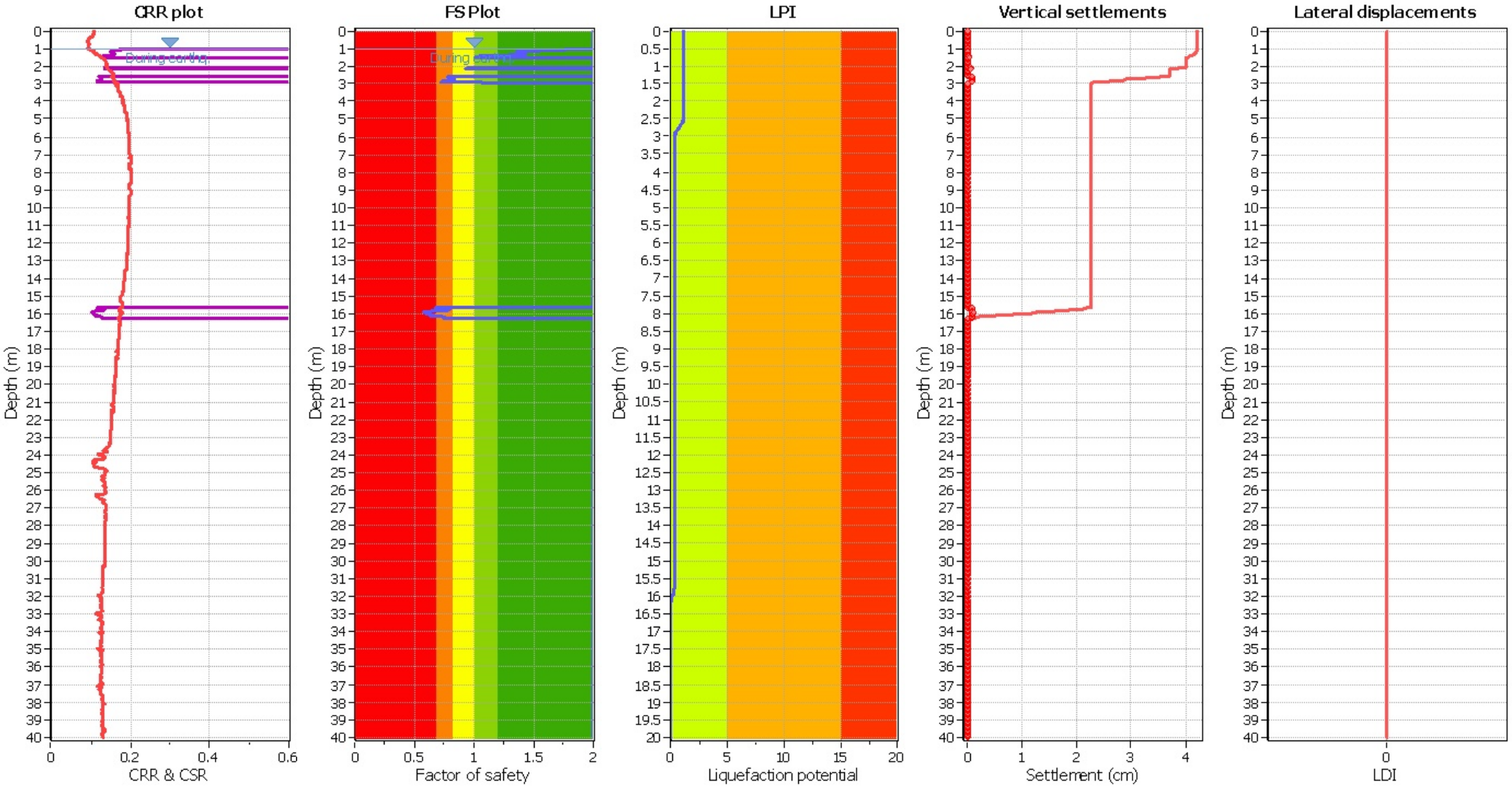

Input parameters and analysis data

Analysis method:	B&I (2014)	Depth to GWT (erthq.):	1.00 m	Fill weight:	N/A
Fines correction method:	B&I (2014)	Average results interval:	3	Transition detect. applied:	No
Points to test:	Based on Ic value	Ic cut-off value:	2.60	K_σ applied:	Yes
Earthquake magnitude M_w:	6.14	Unit weight calculation:	Based on SBT	Clay like behavior applied:	Sands only
Peak ground acceleration:	0.20	Use fill:	No	Limit depth applied:	Yes
Depth to water table (insitu):	1.00 m	Fill height:	N/A	Limit depth:	20.00 m

F.S. color scheme

- Almost certain it will liquefy
- Very likely to liquefy
- Liquefaction and no liq. are equally likely
- Unlike to liquefy
- Almost certain it will not liquefy

LPI color scheme

- Very high risk
- High risk
- Low risk

CPT basic interpretation plo

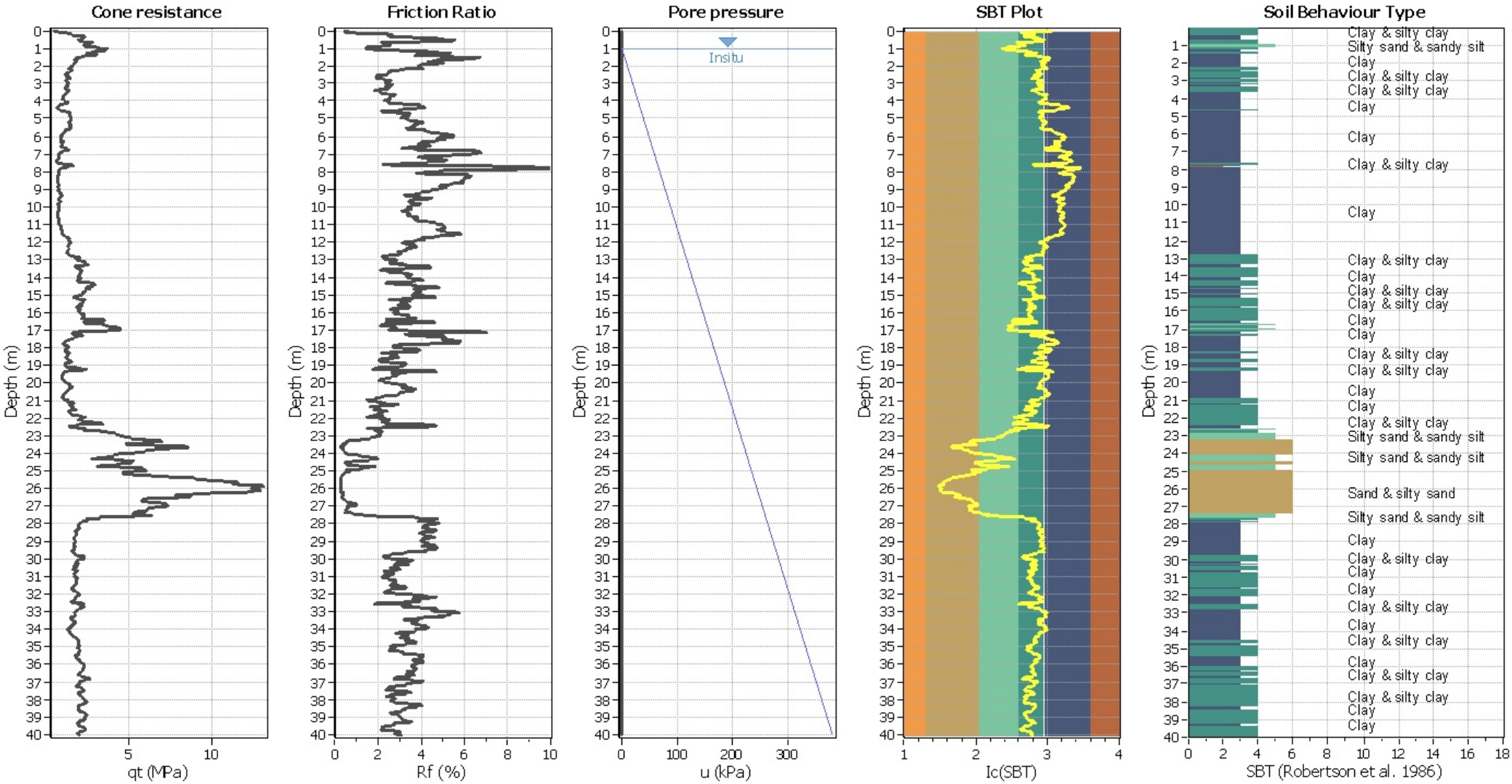

Input parameters and analysis data

Analysis method:	B&I (2014)	Depth to GWT (erthq.):	1.00 m	Fill weight:	N/A
Fines correction method:	B&I (2014)	Average results interval:	3	Transition detect. applied:	No
Points to test:	Based on Ic value	Ic cut-off value:	2.60	K_σ applied:	Yes
Earthquake magnitude M_w:	6.14	Unit weight calculation:	Based on SBT	Clay like behavior applied:	Sands only
Peak ground acceleration:	0.20	Use fill:	No	Limit depth applied:	Yes
Depth to water table (insitu):	1.00 m	Fill height:	N/A	Limit depth:	20.00 m

SBT legend

1. Sensitive fine grained
2. Organic material
3. Clay to silty clay
4. Clayey silt to silty clay
5. Silty sand to sandy silt
6. Clean sand to silty sand
7. Gravely sand to sand
8. Very stiff sand to clayey sand
9. Very stiff fine grained

Liquefaction analysis overall plot

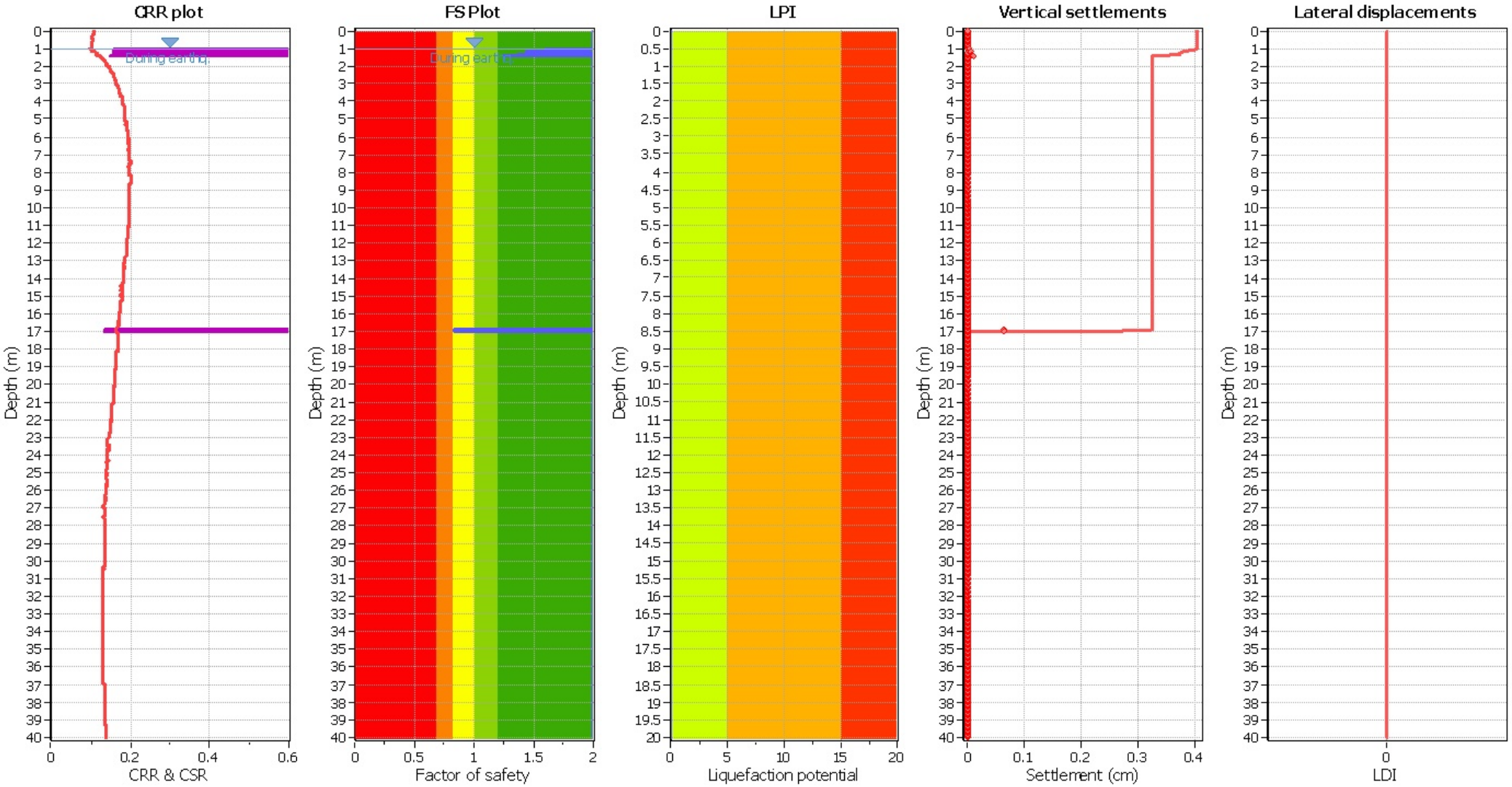

Input parameters and analysis data

Analysis method:	B&I (2014)	Depth to GWT (erthq.):	1.00 m	Fill weight:	N/A
Fines correction method:	B&I (2014)	Average results interval:	3	Transition detect. applied:	No
Points to test:	Based on Ic value	Ic cut-off value:	2.60	K_σ applied:	Yes
Earthquake magnitude M_w:	6.14	Unit weight calculation:	Based on SBT	Clay like behavior applied:	Sands only
Peak ground acceleration:	0.20	Use fill:	No	Limit depth applied:	Yes
Depth to water table (insitu):	1.00 m	Fill height:	N/A	Limit depth:	20.00 m

F.S. color scheme

- Almost certain it will liquefy
- Very likely to liquefy
- Liquefaction and no liq. are equally likely
- Unlike to liquefy
- Almost certain it will not liquefy

LPI color scheme

- Very high risk
- High risk
- Low risk

CPT basic interpretation plo

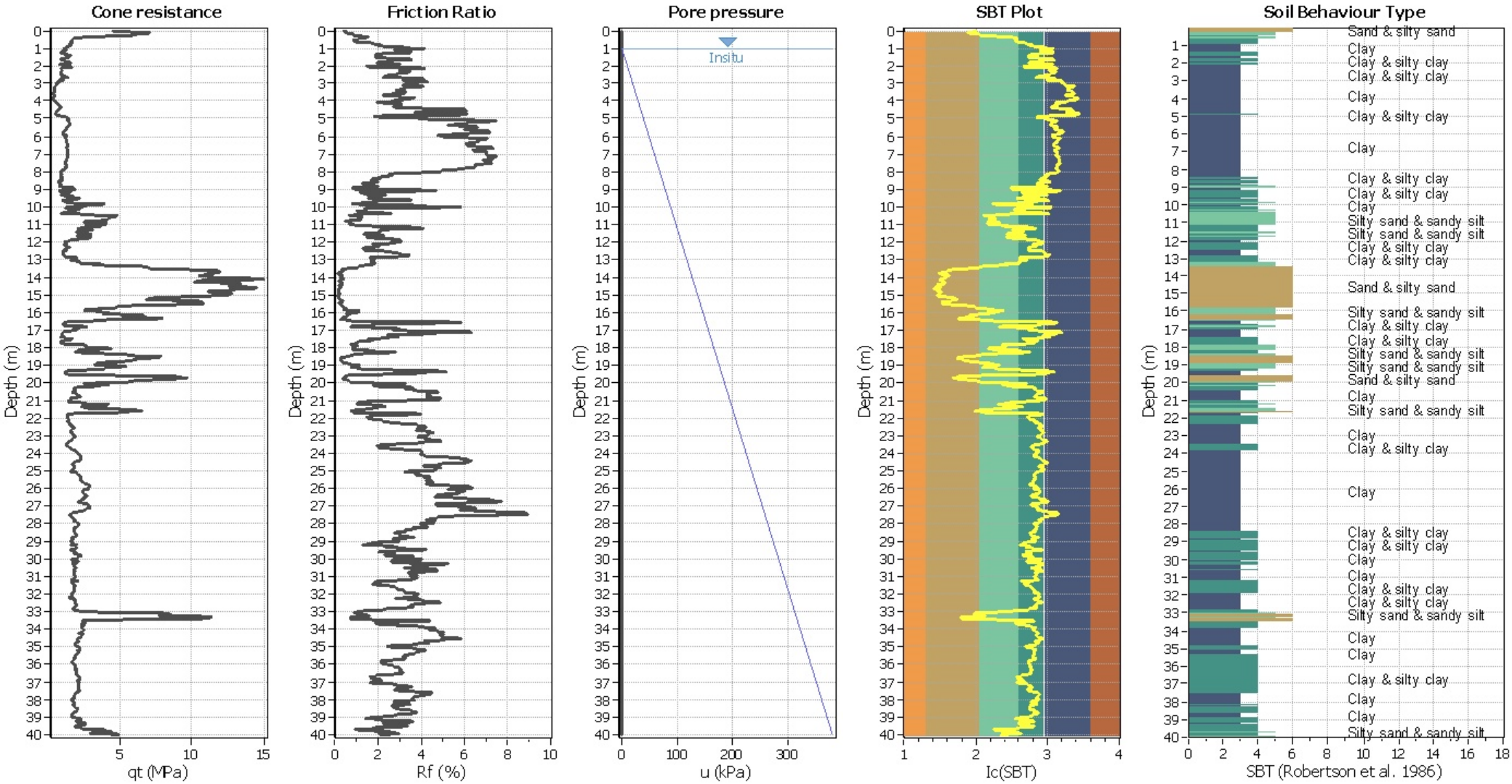

Input parameters and analysis data

Analysis method:	B&I (2014)	Depth to GWT (erthq.):	1.00 m	Fill weight:	N/A
Fines correction method:	B&I (2014)	Average results interval:	3	Transition detect. applied:	No
Points to test:	Based on Ic value	Ic cut-off value:	2.60	K_σ applied:	Yes
Earthquake magnitude M_w:	6.14	Unit weight calculation:	Based on SBT	Clay like behavior applied:	Sands only
Peak ground acceleration:	0.20	Use fill:	No	Limit depth applied:	Yes
Depth to water table (insitu):	1.00 m	Fill height:	N/A	Limit depth:	20.00 m

SBT legend

1. Sensitive fine grained
2. Organic material
3. Clay to silty clay
4. Clayey silt to silty clay
5. Silty sand to sandy silt
6. Clean sand to silty sand
7. Gravely sand to sand
8. Very stiff sand to clayey sand
9. Very stiff fine grained

Liquefaction analysis overall plot

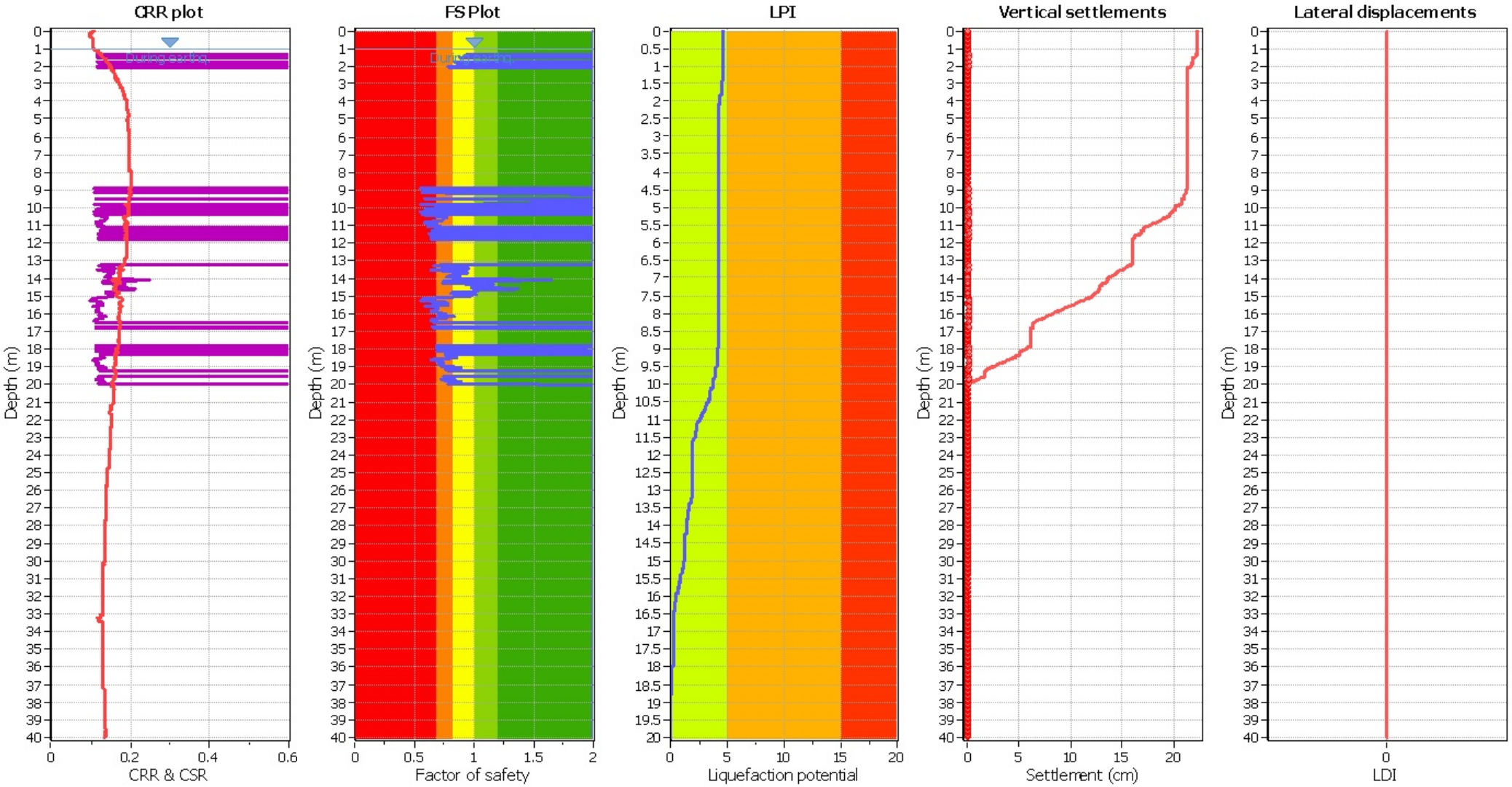

Input parameters and analysis data

Analysis method:	B&I (2014)	Depth to GWT (erthq.):	1.00 m	Fill weight:	N/A
Fines correction method:	B&I (2014)	Average results interval:	3	Transition detect. applied:	No
Points to test:	Based on Ic value	Ic cut-off value:	2.60	K_σ applied:	Yes
Earthquake magnitude M_w:	6.14	Unit weight calculation:	Based on SBT	Clay like behavior applied:	Sands only
Peak ground acceleration:	0.20	Use fill:	No	Limit depth applied:	Yes
Depth to water table (insitu):	1.00 m	Fill height:	N/A	Limit depth:	20.00 m

F.S. color scheme

- Almost certain it will liquefy
- Very likely to liquefy
- Liquefaction and no liq. are equally likely
- Unlike to liquefy
- Almost certain it will not liquefy

LPI color scheme

- Very high risk
- High risk
- Low risk

CPT basic interpretation plo

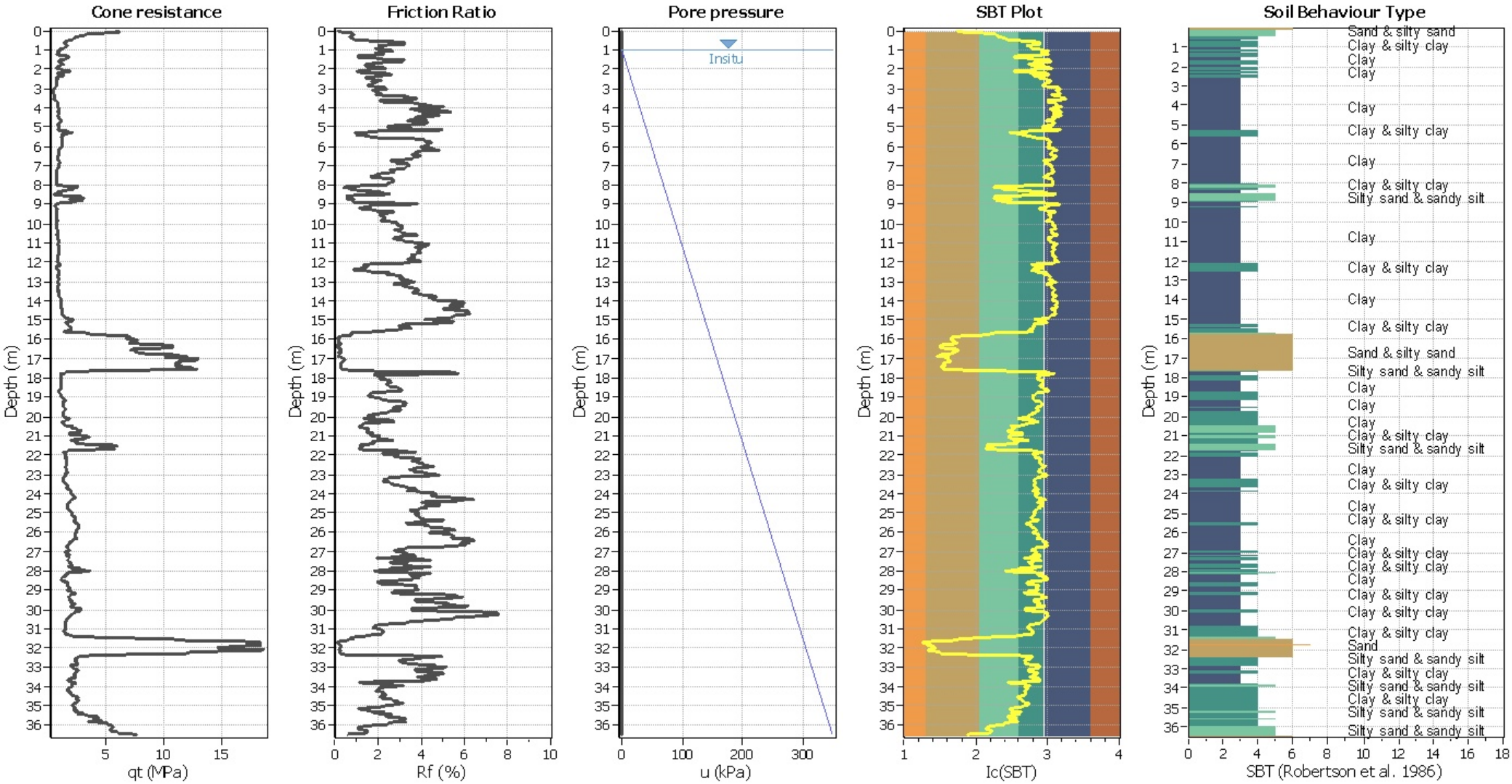

Input parameters and analysis data

Analysis method:	B&I (2014)	Depth to GWT (erthq.):	1.00 m	Fill weight:	N/A
Fines correction method:	B&I (2014)	Average results interval:	3	Transition detect. applied:	No
Points to test:	Based on Ic value	Ic cut-off value:	2.60	K_σ applied:	Yes
Earthquake magnitude M_w:	6.14	Unit weight calculation:	Based on SBT	Clay like behavior applied:	Sands only
Peak ground acceleration:	0.20	Use fill:	No	Limit depth applied:	Yes
Depth to water table (insitu):	1.00 m	Fill height:	N/A	Limit depth:	20.00 m

SBT legend

1. Sensitive fine grained	4. Clayey silt to silty clay	7. Gravely sand to sand
2. Organic material	5. Silty sand to sandy silt	8. Very stiff sand to clayey sand
3. Clay to silty clay	6. Clean sand to silty sand	9. Very stiff fine grained

Liquefaction analysis overall plot

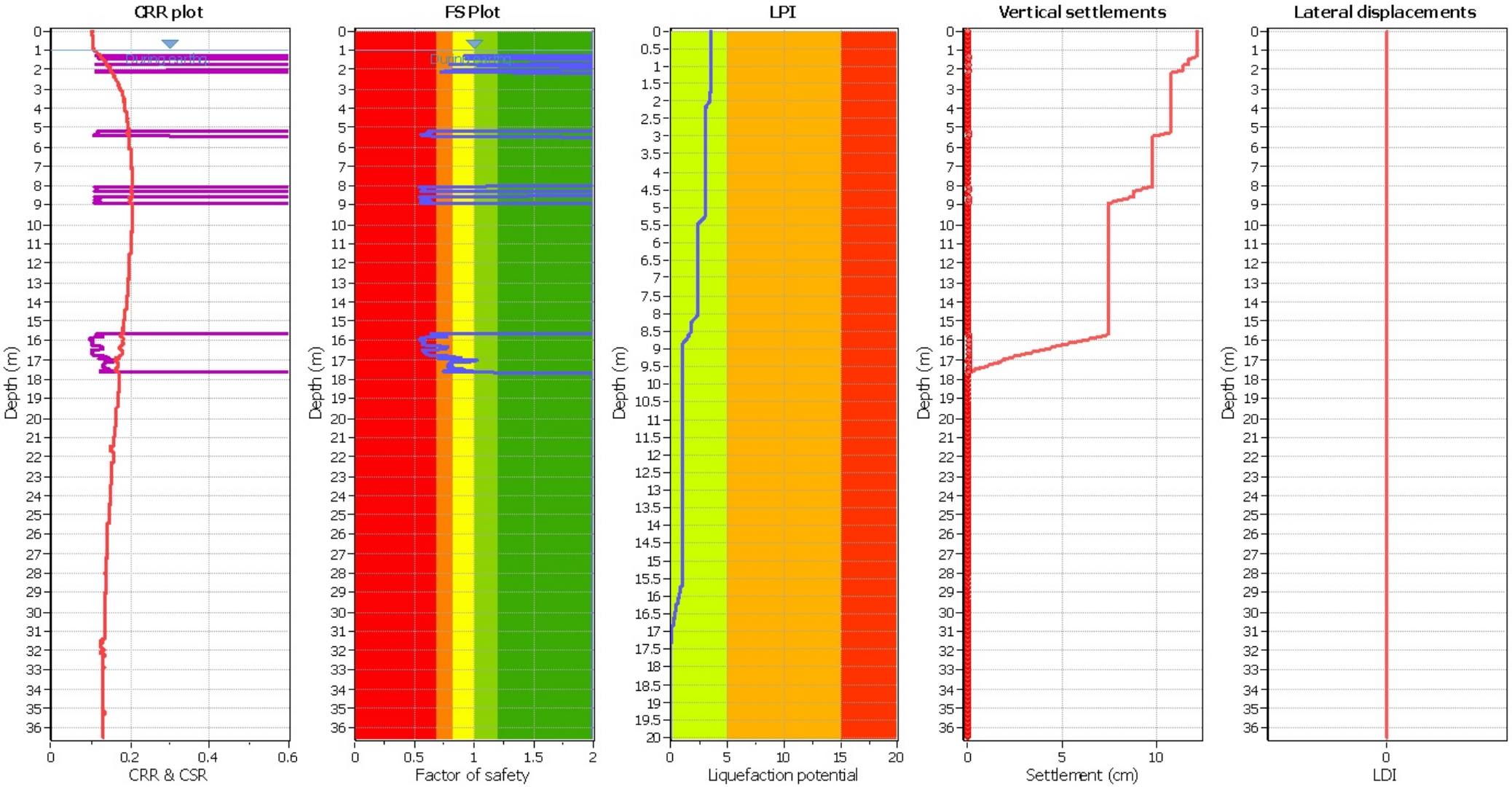

Input parameters and analysis data

Analysis method:	B&I (2014)	Depth to GWT (erthq.):	1.00 m	Fill weight:	N/A
Fines correction method:	B&I (2014)	Average results interval:	3	Transition detect. applied:	No
Points to test:	Based on Ic value	Ic cut-off value:	2.60	K_σ applied:	Yes
Earthquake magnitude M_w:	6.14	Unit weight calculation:	Based on SBT	Clay like behavior applied:	Sands only
Peak ground acceleration:	0.20	Use fill:	No	Limit depth applied:	Yes
Depth to water table (insitu):	1.00 m	Fill height:	N/A	Limit depth:	20.00 m

F.S. color scheme

- Almost certain it will liquefy
- Very likely to liquefy
- Liquefaction and no liq. are equally likely
- Unlike to liquefy
- Almost certain it will not liquefy

LPI color scheme

- Very high risk
- High risk
- Low risk

CPT basic interpretation plo

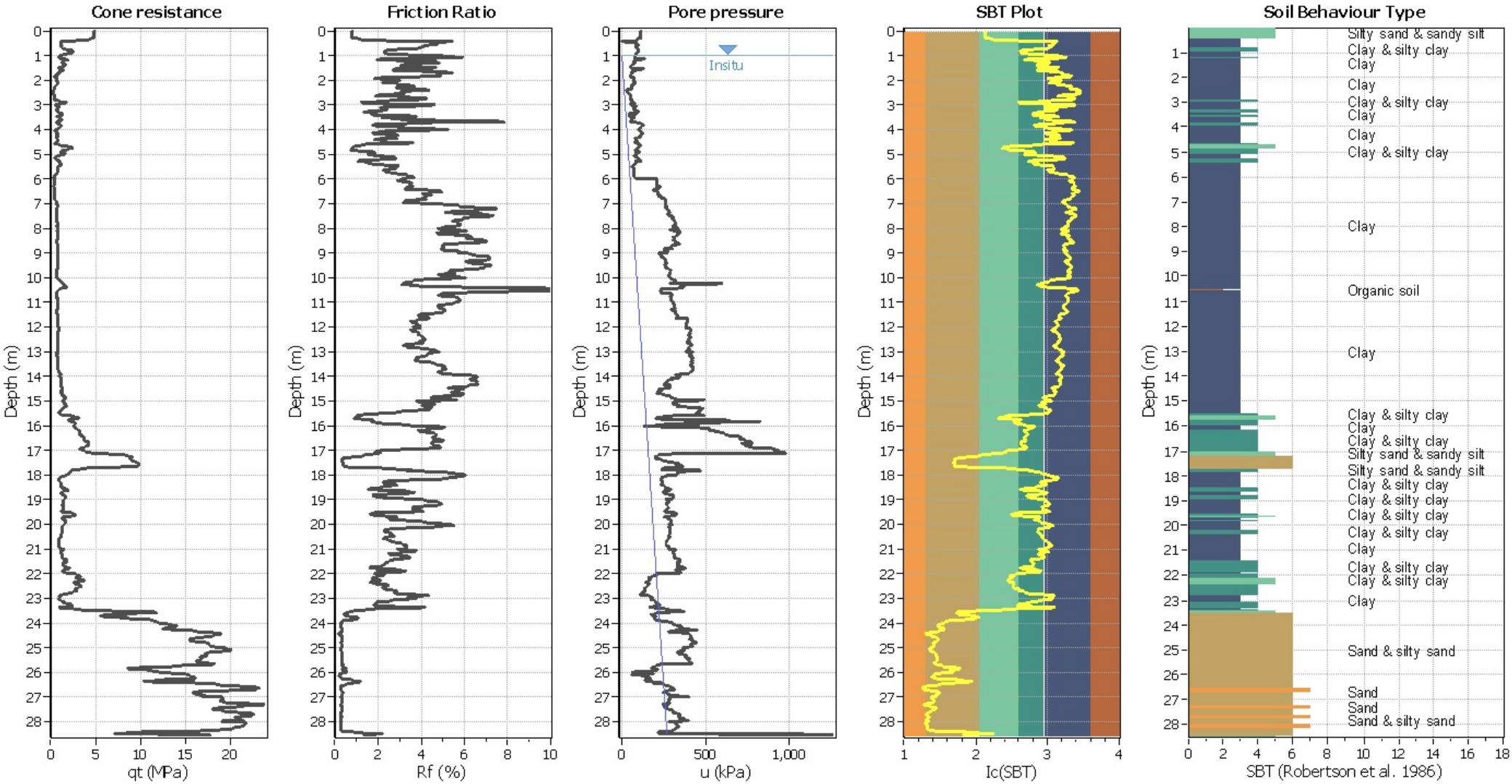

Input parameters and analysis data

Analysis method:	B&I (2014)	Depth to GWT (erthq.):	1.00 m	Fill weight:	N/A
Fines correction method:	B&I (2014)	Average results interval:	3	Transition detect. applied:	No
Points to test:	Based on Ic value	Ic cut-off value:	2.60	K_σ applied:	Yes
Earthquake magnitude M_w:	6.14	Unit weight calculation:	Based on SBT	Clay like behavior applied:	Sands only
Peak ground acceleration:	0.20	Use fill:	No	Limit depth applied:	Yes
Depth to water table (insitu):	1.00 m	Fill height:	N/A	Limit depth:	20.00 m

SBT legend

1. Sensitive fine grained
2. Organic material
3. Clay to silty clay
4. Clayey silt to silty clay
5. Silty sand to sandy silt
6. Clean sand to silty sand
7. Gravely sand to sand
8. Very stiff sand to clayey sand
9. Very stiff fine grained

Liquefaction analysis overall plot

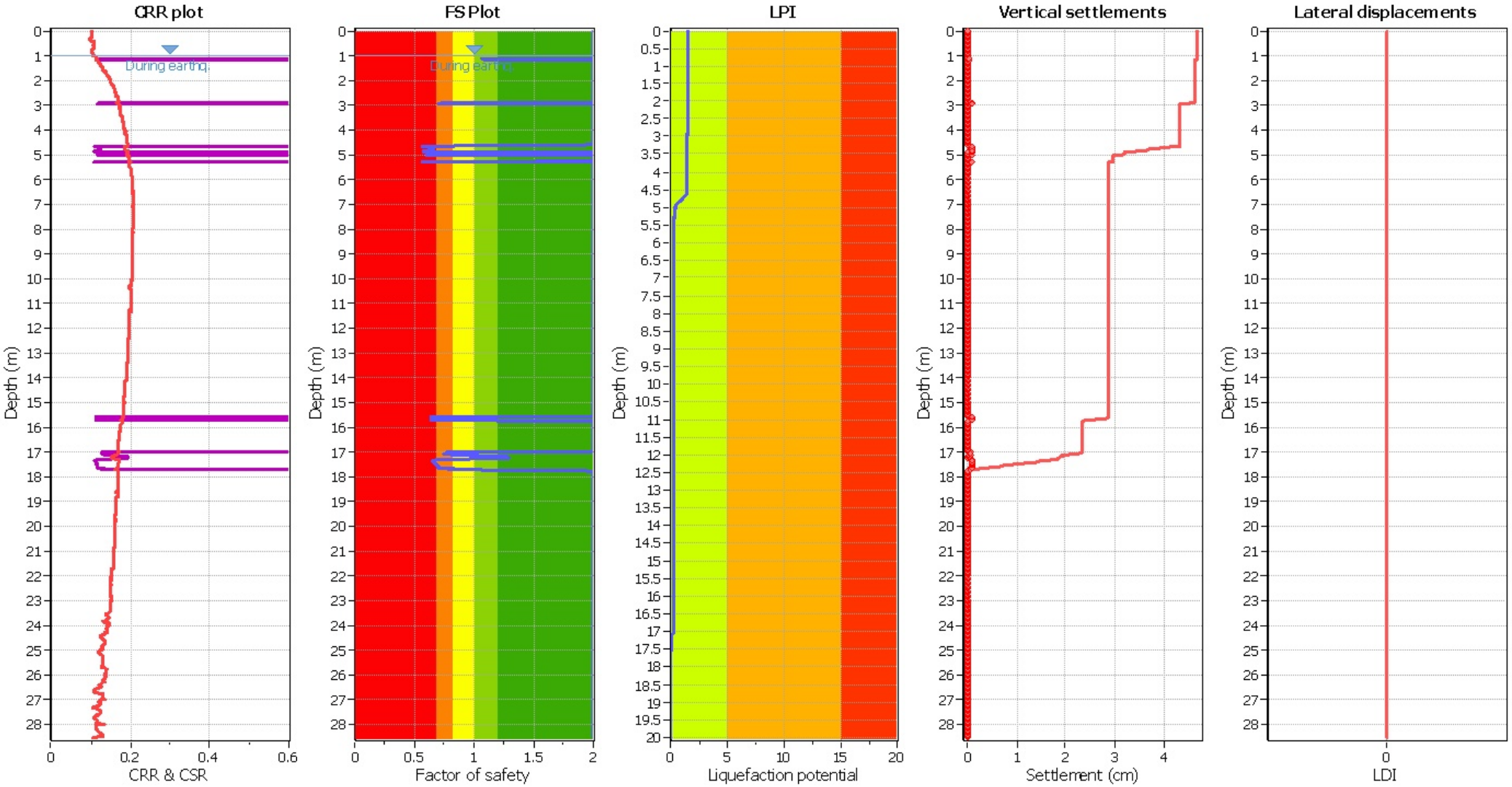

Input parameters and analysis data

Analysis method:	B&I (2014)	Depth to GWT (erthq.):	1.00 m	Fill weight:	N/A
Fines correction method:	B&I (2014)	Average results interval:	3	Transition detect. applied:	No
Points to test:	Based on Ic value	Ic cut-off value:	2.60	K_σ applied:	Yes
Earthquake magnitude M_w:	6.14	Unit weight calculation:	Based on SBT	Clay like behavior applied:	Sands only
Peak ground acceleration:	0.20	Use fill:	No	Limit depth applied:	Yes
Depth to water table (insitu):	1.00 m	Fill height:	N/A	Limit depth:	20.00 m

F.S. color scheme

- Almost certain it will liquefy
- Very likely to liquefy
- Liquefaction and no liq. are equally likely
- Unlike to liquefy
- Almost certain it will not liquefy

LPI color scheme

- Very high risk
- High risk
- Low risk

CPT basic interpretation plo

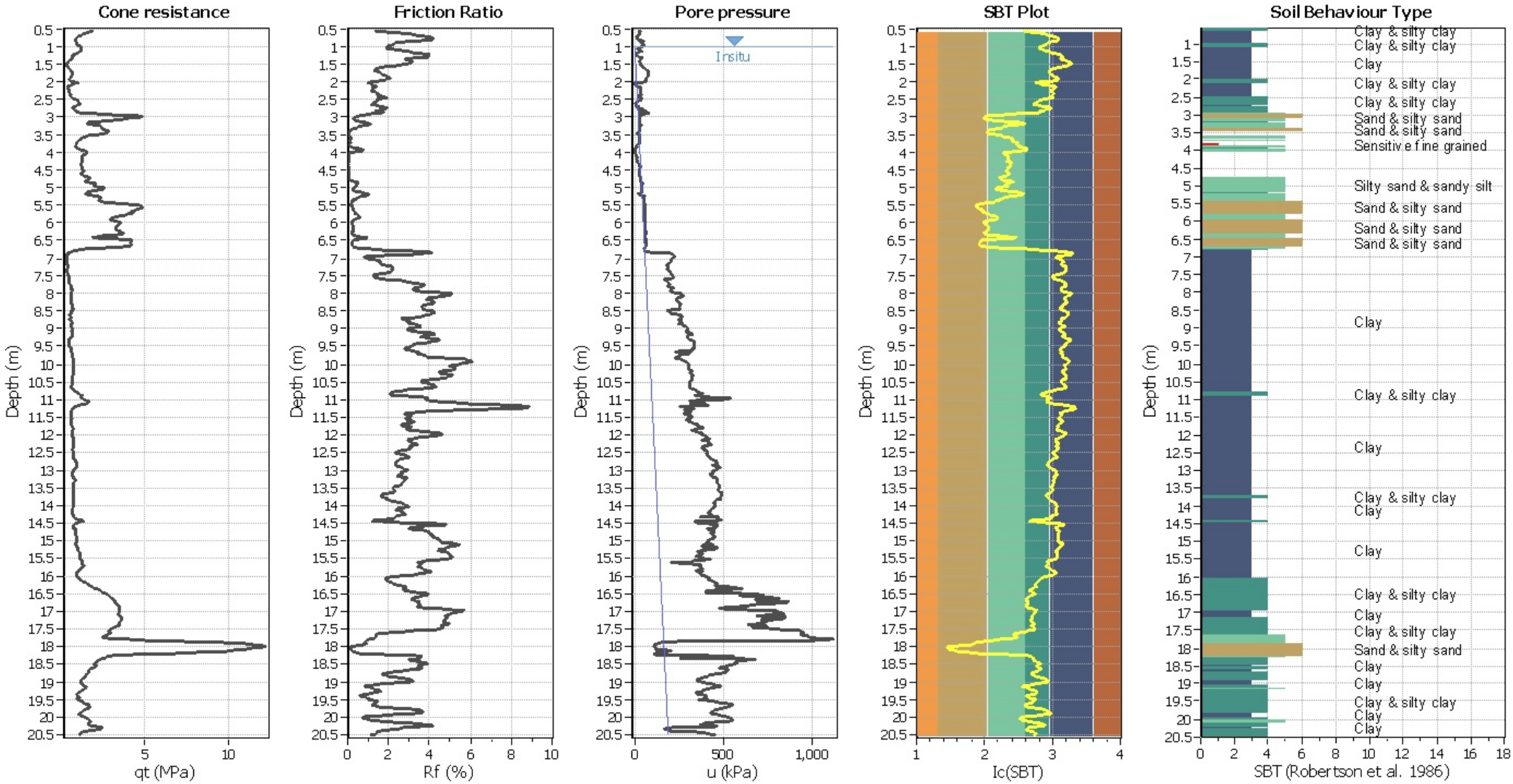

Input parameters and analysis data

Analysis method:	B&I (2014)	Depth to GWT (erthq.):	1.00 m	Fill weight:	N/A
Fines correction method:	B&I (2014)	Average results interval:	3	Transition detect. applied:	No
Points to test:	Based on Ic value	Ic cut-off value:	2.60	K_σ applied:	Yes
Earthquake magnitude M_w:	6.14	Unit weight calculation:	Based on SBT	Clay like behavior applied:	Sands only
Peak ground acceleration:	0.20	Use fill:	No	Limit depth applied:	Yes
Depth to water table (insitu):	1.00 m	Fill height:	N/A	Limit depth:	20.00 m

SBT legend

1. Sensitive fine grained
2. Organic material
3. Clay to silty clay
4. Clayey silt to silty clay
5. Silty sand to sandy silt
6. Clean sand to silty sand
7. Gravely sand to sand
8. Very stiff sand to clayey sand
9. Very stiff fine grained

Liquefaction analysis overall plot

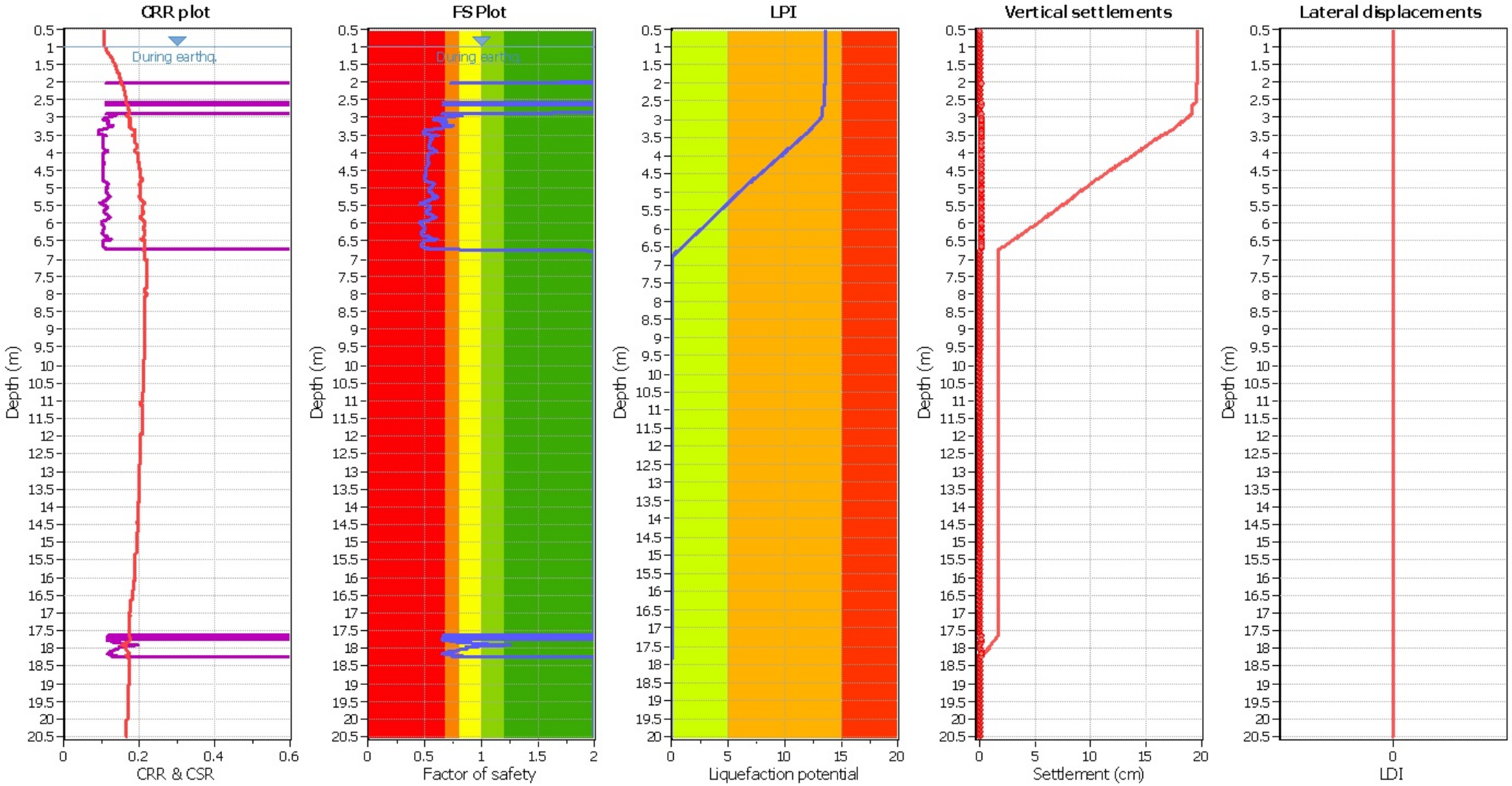

Input parameters and analysis data

Analysis method:	B&I (2014)	Depth to GWT (erthq.):	1.00 m	Fill weight:	N/A
Fines correction method:	B&I (2014)	Average results interval:	3	Transition detect. applied:	No
Points to test:	Based on Ic value	Ic cut-off value:	2.60	K_σ applied:	Yes
Earthquake magnitude M_w:	6.14	Unit weight calculation:	Based on SBT	Clay like behavior applied:	Sands only
Peak ground acceleration:	0.20	Use fill:	No	Limit depth applied:	Yes
Depth to water table (insitu):	1.00 m	Fill height:	N/A	Limit depth:	20.00 m

F.S. color scheme

- Almost certain it will liquefy
- Very likely to liquefy
- Liquefaction and no liq. are equally likely
- Unlike to liquefy
- Almost certain it will not liquefy

LPI color scheme

- Very high risk
- High risk
- Low risk

CPT basic interpretation plo

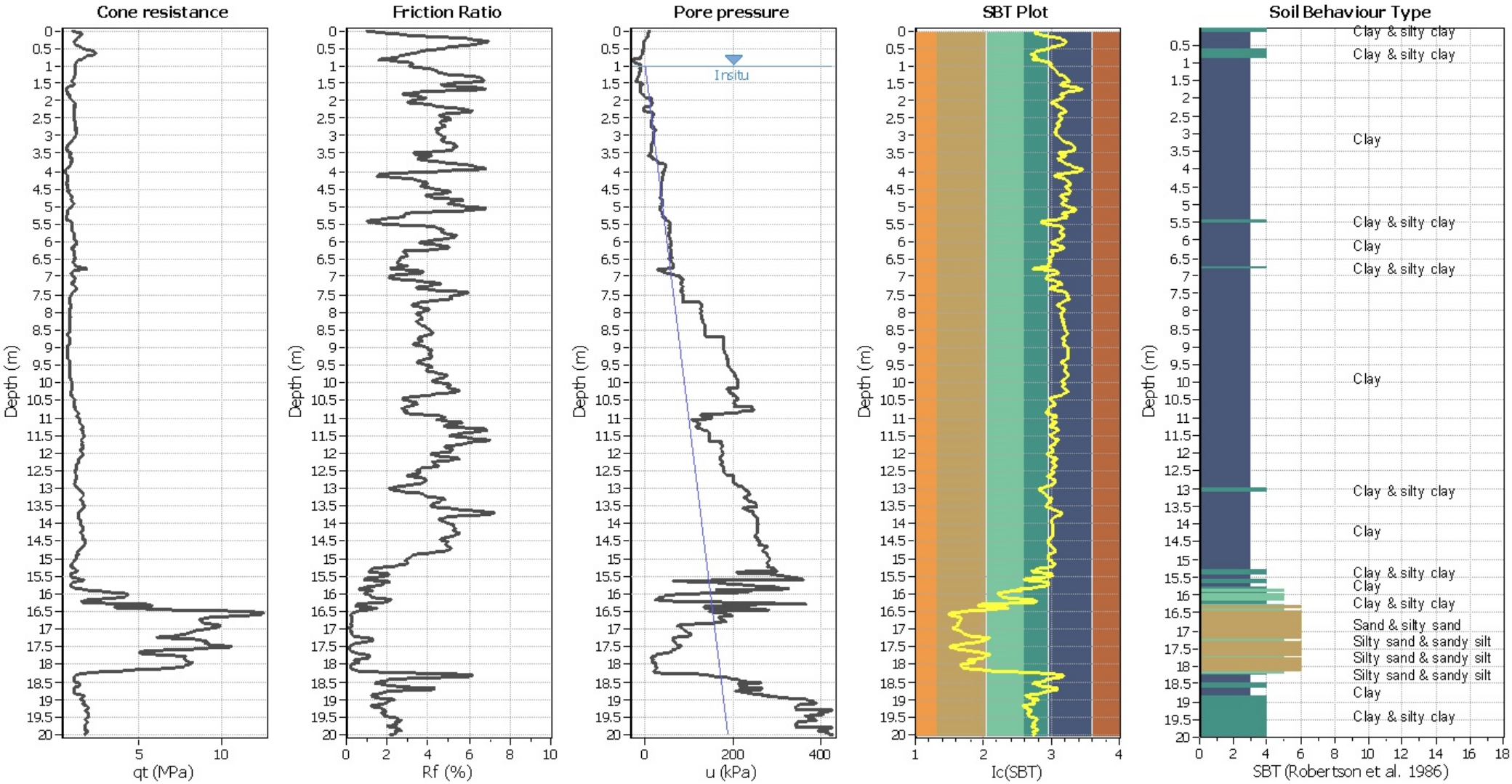

Input parameters and analysis data

Analysis method:	B&I (2014)	Depth to GWT (erthq.):	1.00 m	Fill weight:	N/A
Fines correction method:	B&I (2014)	Average results interval:	3	Transition detect. applied:	No
Points to test:	Based on Ic value	Ic cut-off value:	2.60	K_σ applied:	Yes
Earthquake magnitude M_w:	6.14	Unit weight calculation:	Based on SBT	Clay like behavior applied:	Sands only
Peak ground acceleration:	0.20	Use fill:	No	Limit depth applied:	Yes
Depth to water table (insitu):	1.00 m	Fill height:	N/A	Limit depth:	20.00 m

SBT legend

1. Sensitive fine grained
2. Organic material
3. Clay to silty clay
4. Clayey silt to silty clay
5. Silty sand to sandy silt
6. Clean sand to silty sand
7. Gravely sand to sand
8. Very stiff sand to clayey sand
9. Very stiff fine grained

Liquefaction analysis overall plot

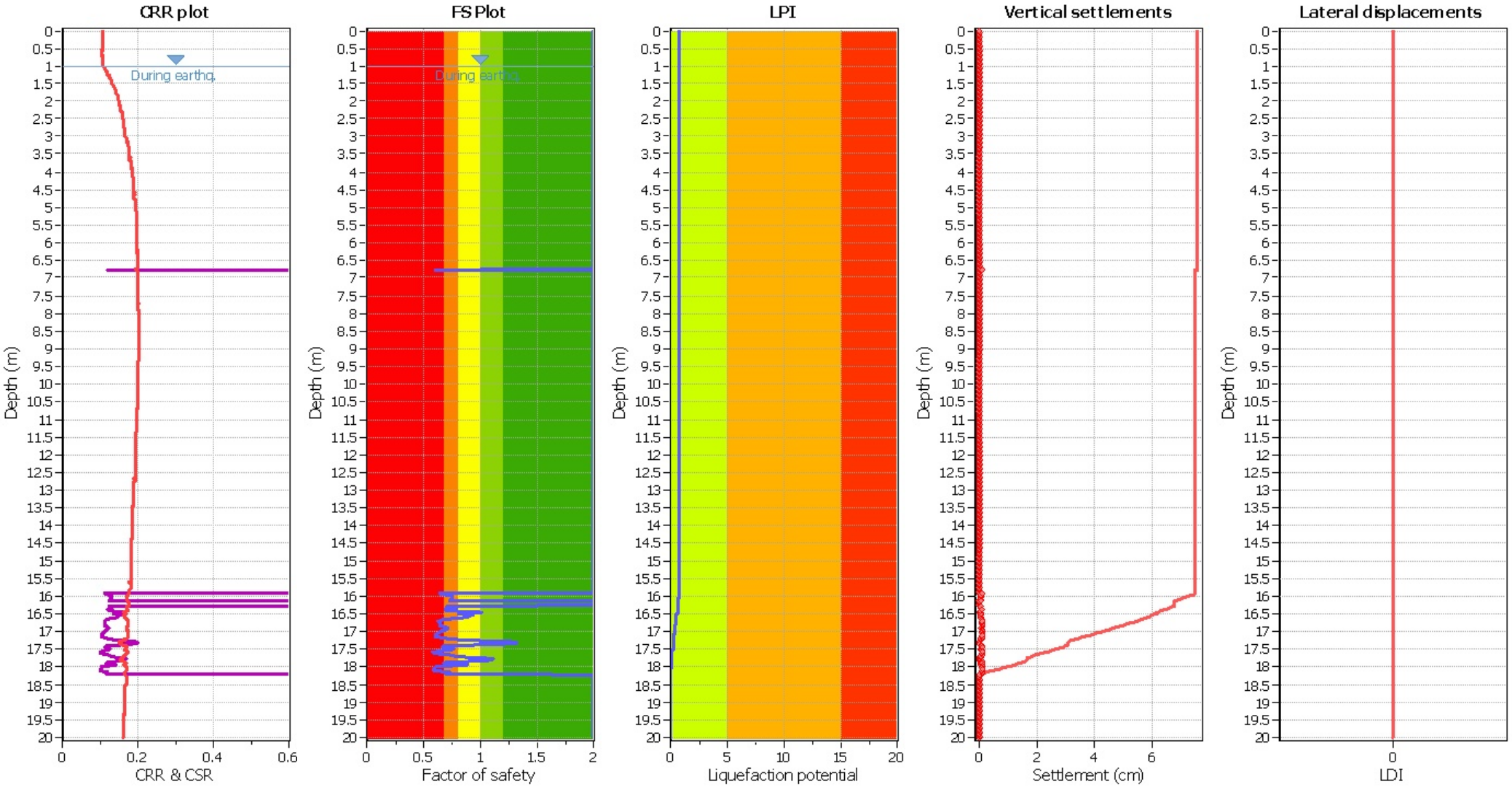

Input parameters and analysis data

Analysis method:	B&I (2014)	Depth to GWT (erthq.):	1.00 m	Fill weight:	N/A
Fines correction method:	B&I (2014)	Average results interval:	3	Transition detect. applied:	No
Points to test:	Based on Ic value	Ic cut-off value:	2.60	K_σ applied:	Yes
Earthquake magnitude M_w:	6.14	Unit weight calculation:	Based on SBT	Clay like behavior applied:	Sands only
Peak ground acceleration:	0.20	Use fill:	No	Limit depth applied:	Yes
Depth to water table (insitu):	1.00 m	Fill height:	N/A	Limit depth:	20.00 m

F.S. color scheme

- Almost certain it will liquefy
- Very likely to liquefy
- Liquefaction and no liq. are equally likely
- Unlike to liquefy
- Almost certain it will not liquefy

LPI color scheme

- Very high risk
- High risk
- Low risk

CPT basic interpretation plo

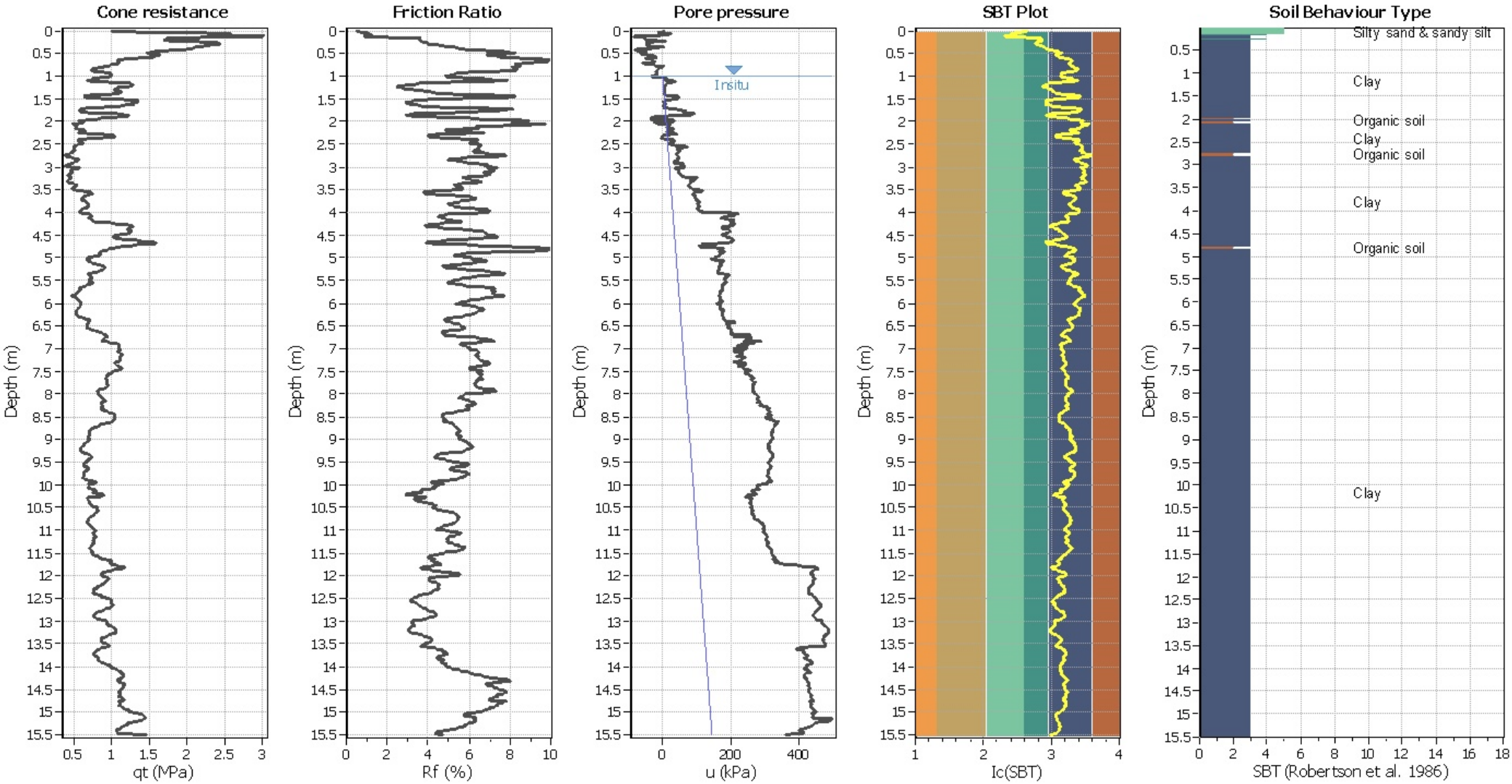

Input parameters and analysis data

Analysis method:	B&I (2014)	Depth to GWT (erthq.):	1.00 m	Fill weight:	N/A
Fines correction method:	B&I (2014)	Average results interval:	3	Transition detect. applied:	No
Points to test:	Based on Ic value	Ic cut-off value:	2.60	K_σ applied:	Yes
Earthquake magnitude M_w:	6.14	Unit weight calculation:	Based on SBT	Clay like behavior applied:	Sands only
Peak ground acceleration:	0.20	Use fill:	No	Limit depth applied:	Yes
Depth to water table (insitu):	1.00 m	Fill height:	N/A	Limit depth:	20.00 m

SBT legend

1. Sensitive fine grained
2. Organic material
3. Clay to silty clay
4. Clayey silt to silty clay
5. Silty sand to sandy silt
6. Clean sand to silty sand
7. Gravely sand to sand
8. Very stiff sand to clayey sand
9. Very stiff fine grained

Liquefaction analysis overall plot

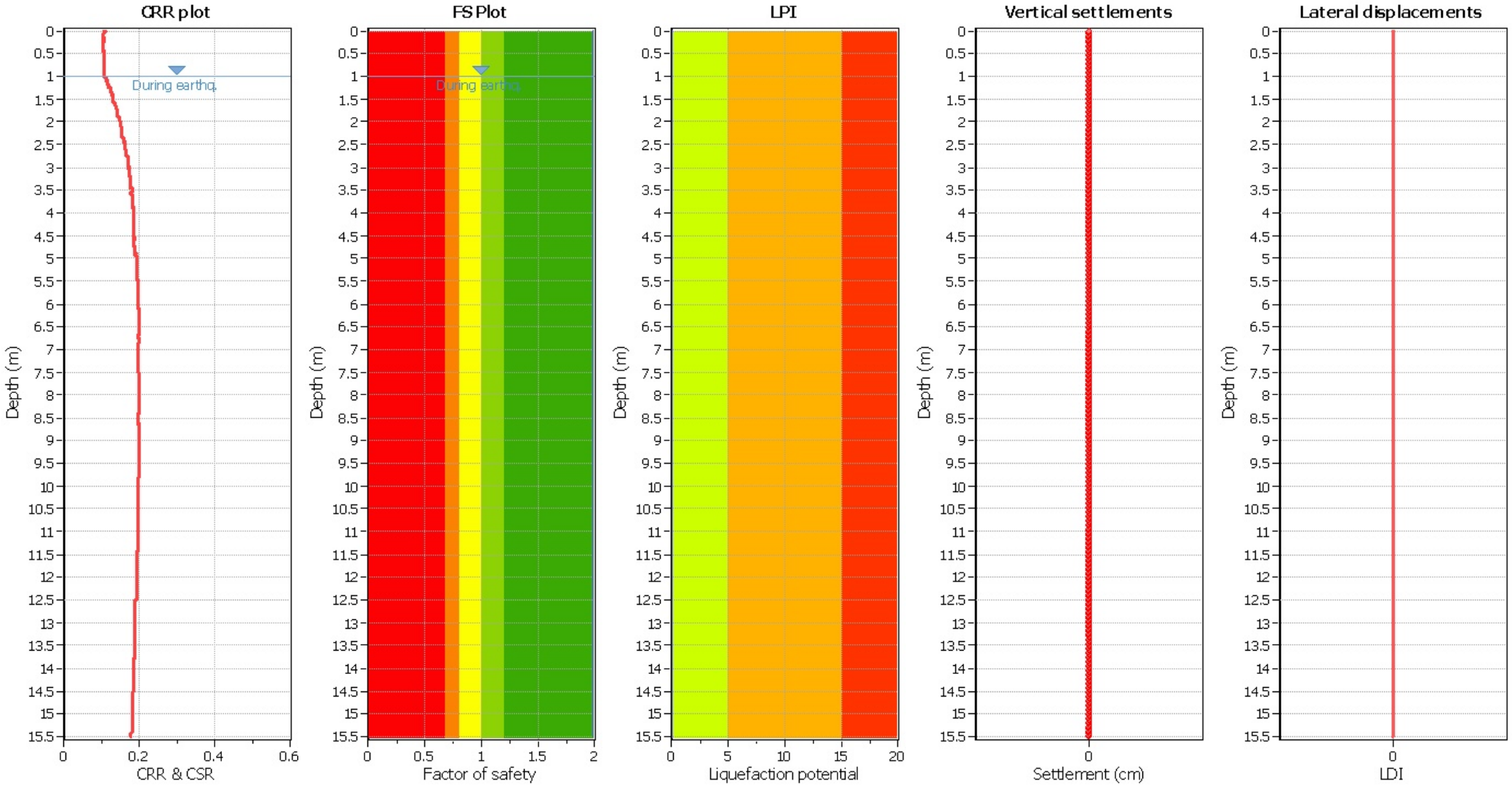

Input parameters and analysis data

Analysis method:	B&I (2014)	Depth to GWT (erthq.):	1.00 m	Fill weight:	N/A
Fines correction method:	B&I (2014)	Average results interval:	3	Transition detect. applied:	No
Points to test:	Based on Ic value	Ic cut-off value:	2.60	K_σ applied:	Yes
Earthquake magnitude M_w:	6.14	Unit weight calculation:	Based on SBT	Clay like behavior applied:	Sands only
Peak ground acceleration:	0.20	Use fill:	No	Limit depth applied:	Yes
Depth to water table (insitu):	1.00 m	Fill height:	N/A	Limit depth:	20.00 m

F.S. color scheme

- Almost certain it will liquefy
- Very likely to liquefy
- Liquefaction and no liq. are equally likely
- Unlike to liquefy
- Almost certain it will not liquefy

LPI color scheme

- Very high risk
- High risk
- Low risk

CPT basic interpretation plo

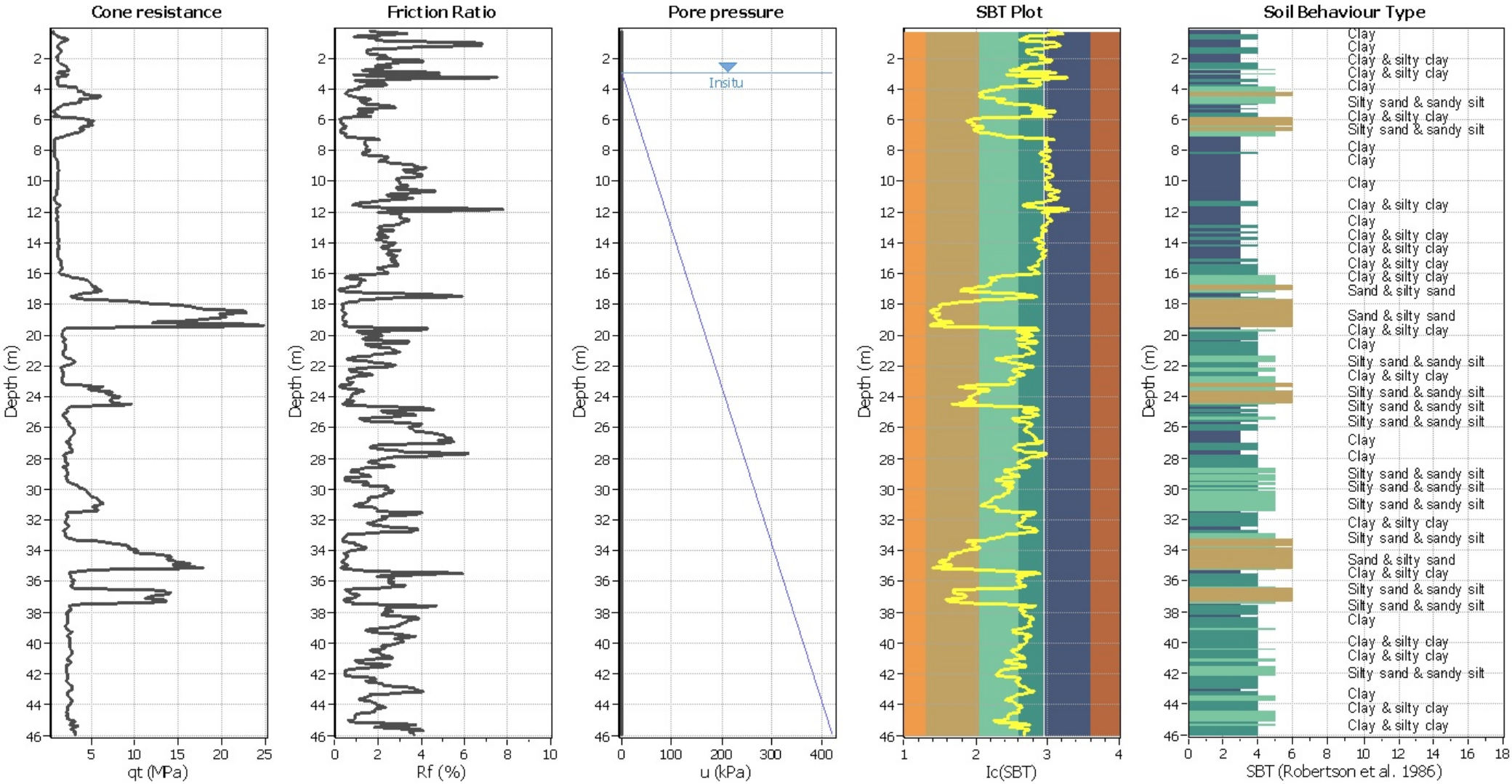

Input parameters and analysis data

Analysis method:	B&I (2014)	Depth to GWT (erthq.):	3.00 m	Fill weight:	N/A
Fines correction method:	B&I (2014)	Average results interval:	3	Transition detect. applied:	No
Points to test:	Based on Ic value	Ic cut-off value:	2.60	K_σ applied:	Yes
Earthquake magnitude M_w:	6.14	Unit weight calculation:	Based on SBT	Clay like behavior applied:	Sands only
Peak ground acceleration:	0.20	Use fill:	No	Limit depth applied:	Yes
Depth to water table (insitu):	3.00 m	Fill height:	N/A	Limit depth:	20.00 m

SBT legend

1. Sensitive fine grained
2. Organic material
3. Clay to silty clay
4. Clayey silt to silty clay
5. Silty sand to sandy silt
6. Clean sand to silty sand
7. Gravely sand to sand
8. Very stiff sand to clayey sand
9. Very stiff fine grained

Liquefaction analysis overall plot

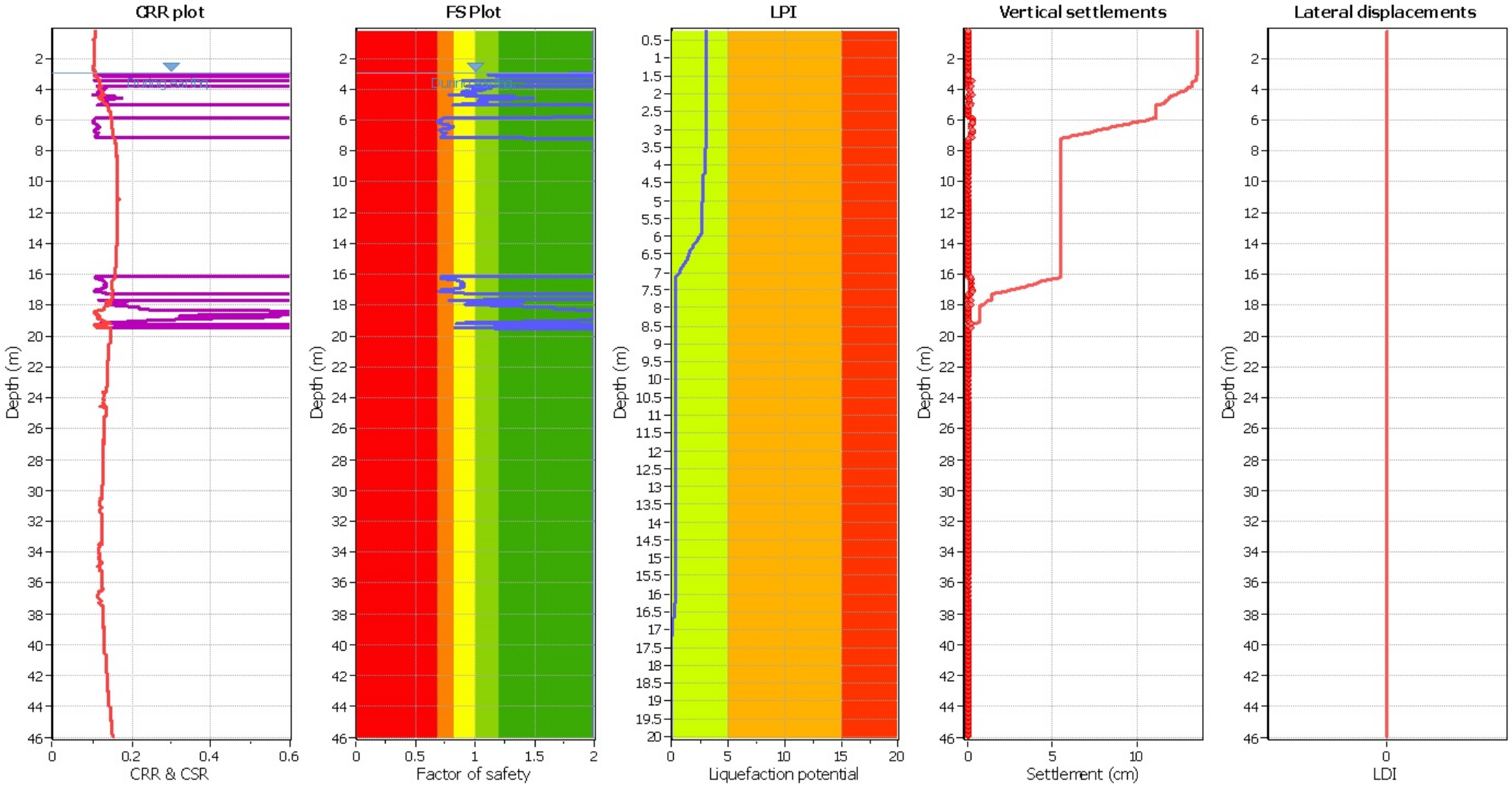

Input parameters and analysis data

Analysis method:	B&I (2014)	Depth to GWT (erthq.):	3.00 m	Fill weight:	N/A
Fines correction method:	B&I (2014)	Average results interval:	3	Transition detect. applied:	No
Points to test:	Based on Ic value	Ic cut-off value:	2.60	K_σ applied:	Yes
Earthquake magnitude M_w:	6.14	Unit weight calculation:	Based on SBT	Clay like behavior applied:	Sands only
Peak ground acceleration:	0.20	Use fill:	No	Limit depth applied:	Yes
Depth to water table (insitu):	3.00 m	Fill height:	N/A	Limit depth:	20.00 m

F.S. color scheme

- Almost certain it will liquefy
- Very likely to liquefy
- Liquefaction and no liq. are equally likely
- Unlike to liquefy
- Almost certain it will not liquefy

LPI color scheme

- Very high risk
- High risk
- Low risk

CPT basic interpretation plo

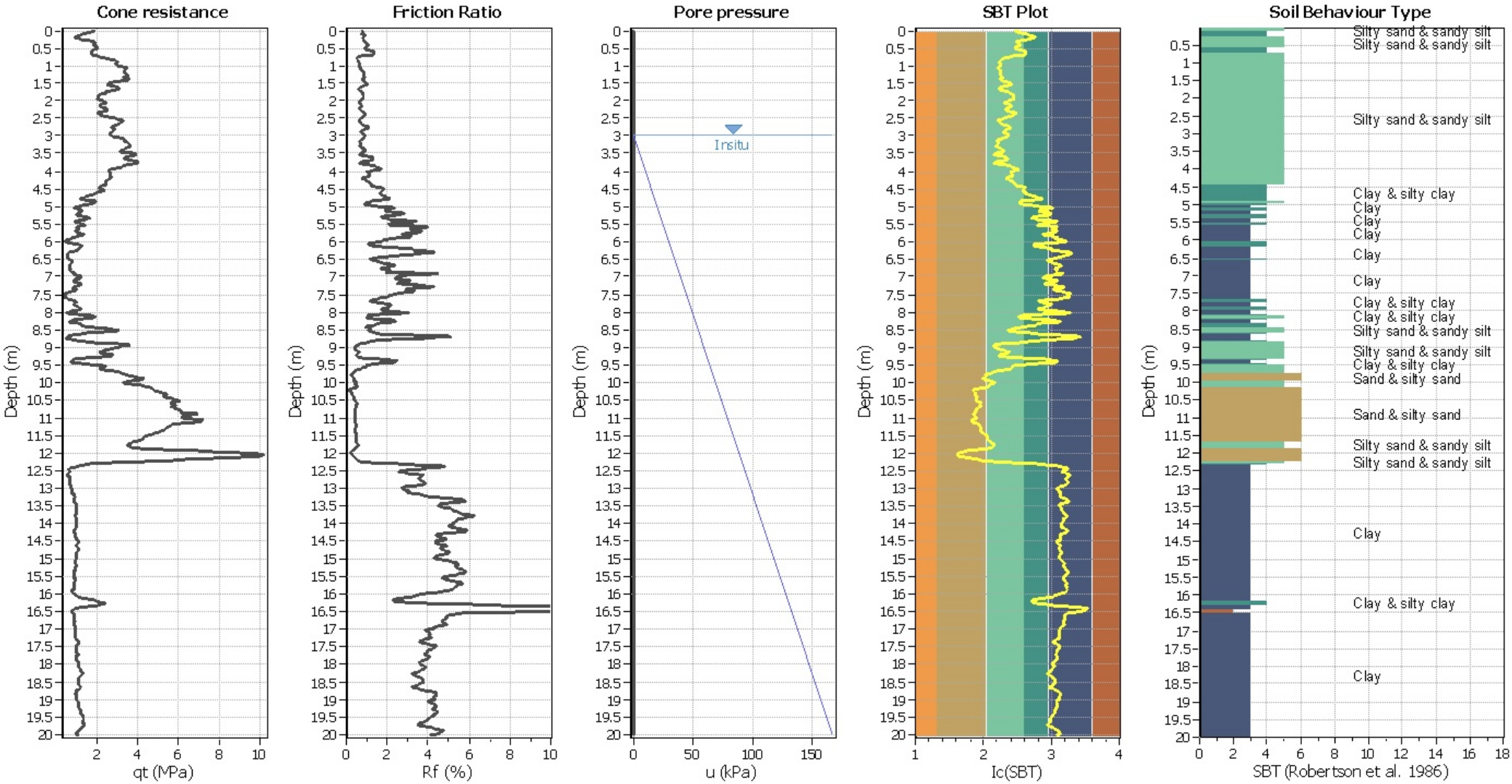

Input parameters and analysis data

Analysis method:	B&I (2014)	Depth to GWT (erthq.):	3.00 m	Fill weight:	N/A
Fines correction method:	B&I (2014)	Average results interval:	3	Transition detect. applied:	No
Points to test:	Based on Ic value	Ic cut-off value:	2.60	K_σ applied:	Yes
Earthquake magnitude M_w:	6.14	Unit weight calculation:	Based on SBT	Clay like behavior applied:	Sands only
Peak ground acceleration:	0.20	Use fill:	No	Limit depth applied:	Yes
Depth to water table (insitu):	3.00 m	Fill height:	N/A	Limit depth:	20.00 m

SBT legend

1. Sensitive fine grained
2. Organic material
3. Clay to silty clay
4. Clayey silt to silty clay
5. Silty sand to sandy silt
6. Clean sand to silty sand
7. Gravely sand to sand
8. Very stiff sand to clayey sand
9. Very stiff fine grained

Liquefaction analysis overall plot

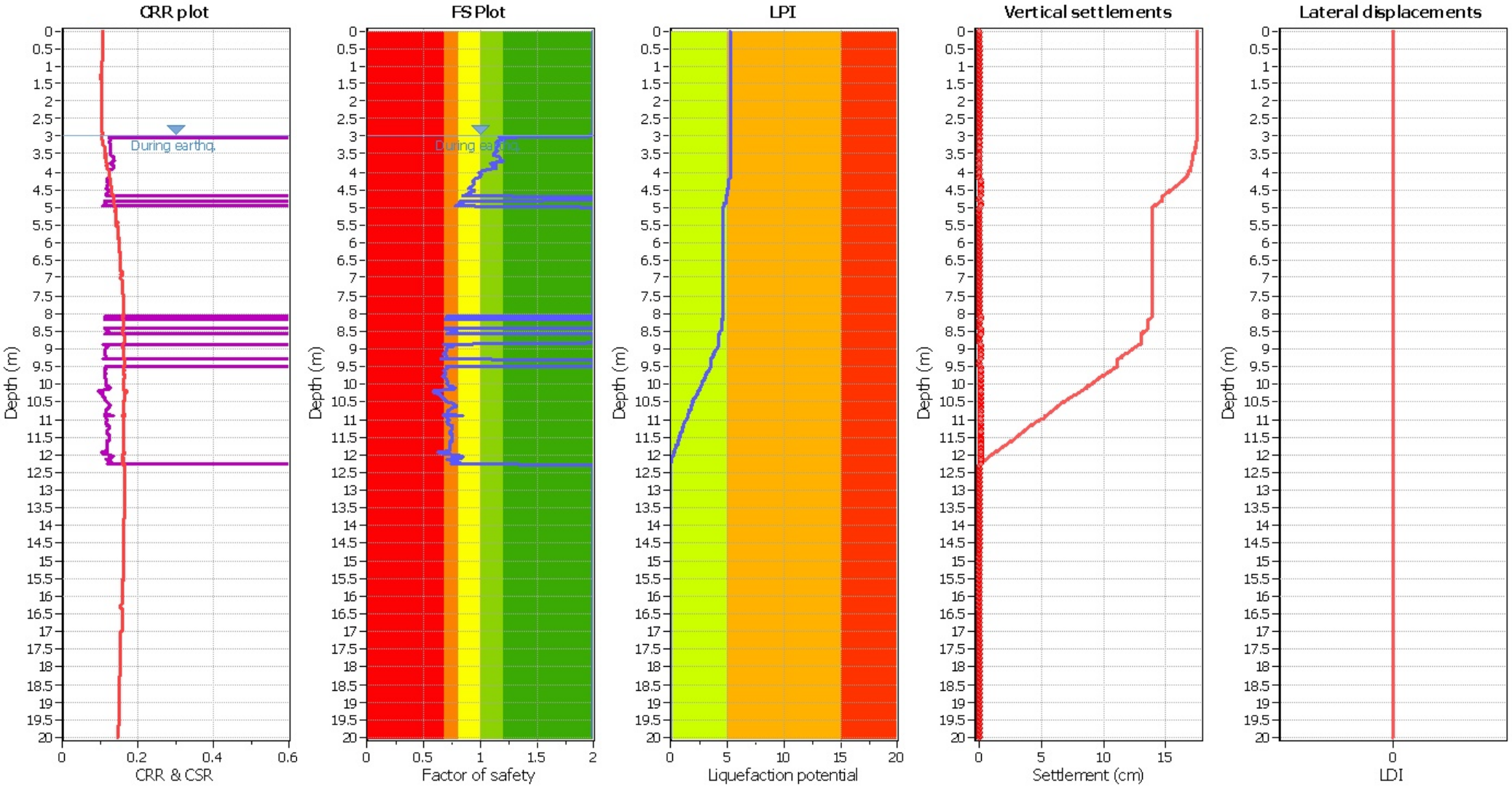

Input parameters and analysis data

Analysis method:	B&I (2014)	Depth to GWT (erthq.):	3.00 m	Fill weight:	N/A
Fines correction method:	B&I (2014)	Average results interval:	3	Transition detect. applied:	No
Points to test:	Based on Ic value	Ic cut-off value:	2.60	K_σ applied:	Yes
Earthquake magnitude M_w:	6.14	Unit weight calculation:	Based on SBT	Clay like behavior applied:	Sands only
Peak ground acceleration:	0.20	Use fill:	No	Limit depth applied:	Yes
Depth to water table (insitu):	3.00 m	Fill height:	N/A	Limit depth:	20.00 m

F.S. color scheme

- Almost certain it will liquefy
- Very likely to liquefy
- Liquefaction and no liq. are equally likely
- Unlike to liquefy
- Almost certain it will not liquefy

LPI color scheme

- Very high risk
- High risk
- Low risk

CPT basic interpretation plo

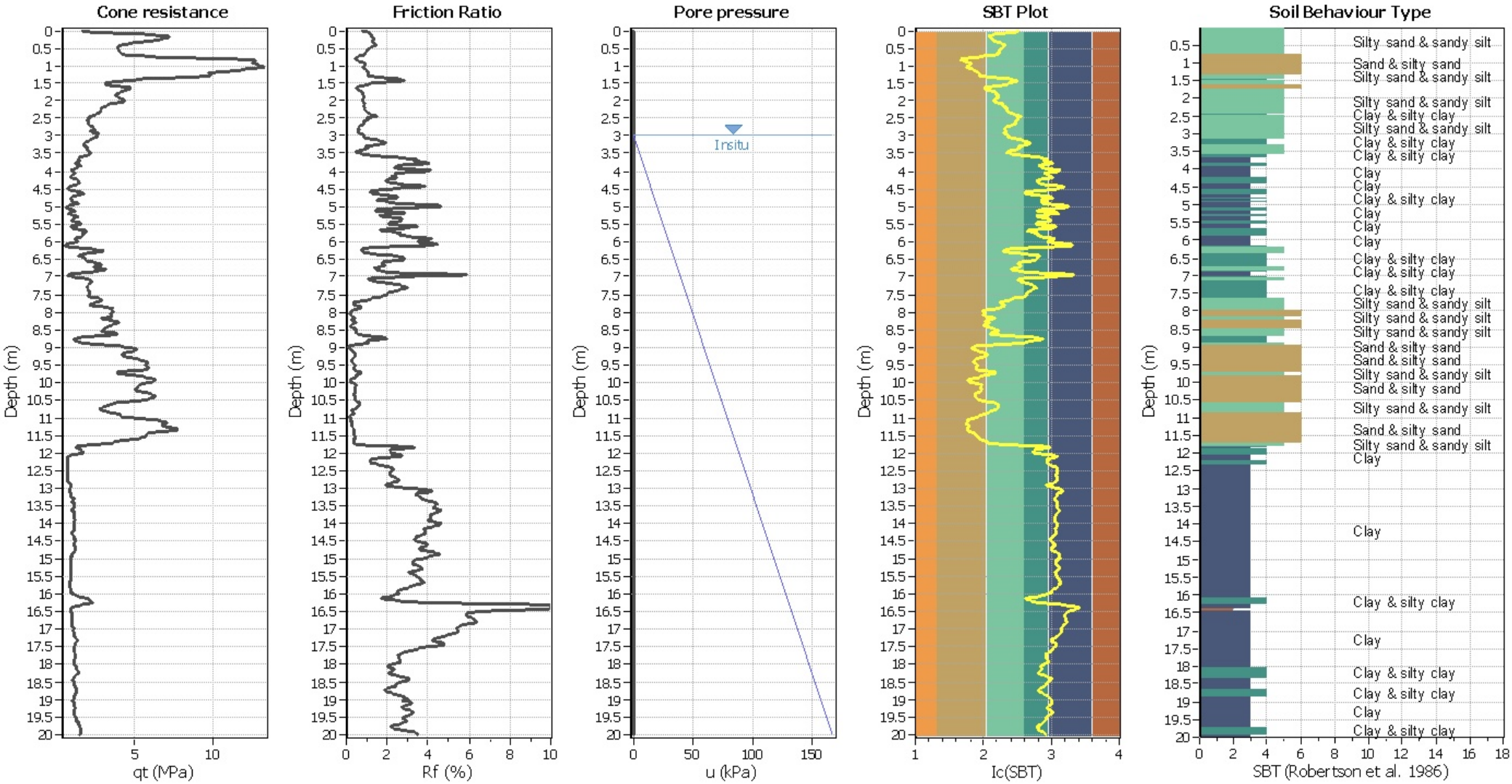

Input parameters and analysis data

Analysis method:	B&I (2014)	Depth to GWT (erthq.):	3.00 m	Fill weight:	N/A
Fines correction method:	B&I (2014)	Average results interval:	3	Transition detect. applied:	No
Points to test:	Based on Ic value	Ic cut-off value:	2.60	K_σ applied:	Yes
Earthquake magnitude M_w:	6.14	Unit weight calculation:	Based on SBT	Clay like behavior applied:	Sands only
Peak ground acceleration:	0.20	Use fill:	No	Limit depth applied:	Yes
Depth to water table (insitu):	3.00 m	Fill height:	N/A	Limit depth:	20.00 m

SBT legend

1. Sensitive fine grained
2. Organic material
3. Clay to silty clay
4. Clayey silt to silty clay
5. Silty sand to sandy silt
6. Clean sand to silty sand
7. Gravely sand to sand
8. Very stiff sand to clayey sand
9. Very stiff fine grained

Liquefaction analysis overall plot

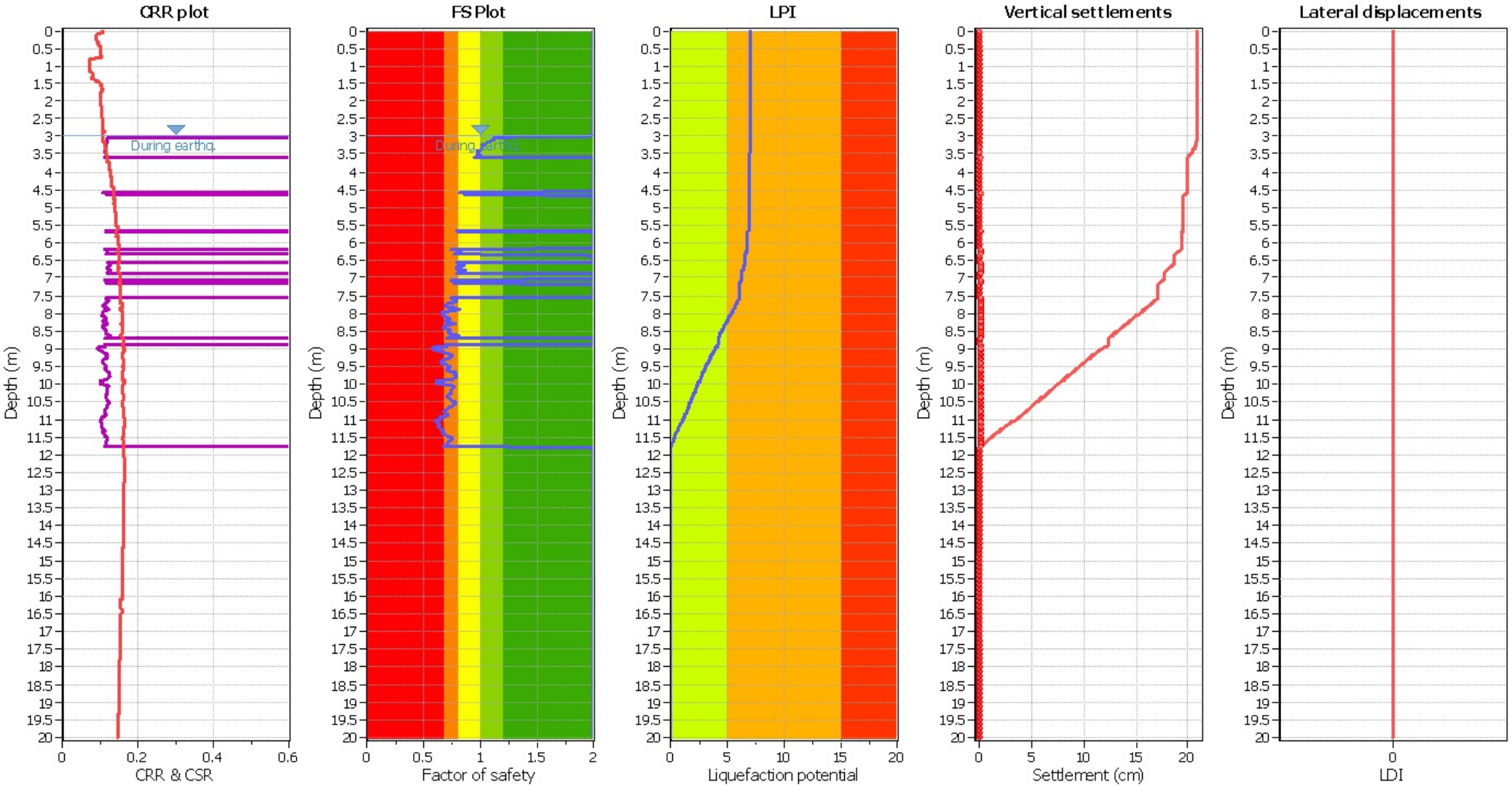

Input parameters and analysis data

Analysis method:	B&I (2014)	Depth to GWT (erthq.):	3.00 m	Fill weight:	N/A
Fines correction method:	B&I (2014)	Average results interval:	3	Transition detect. applied:	No
Points to test:	Based on Ic value	Ic cut-off value:	2.60	K_σ applied:	Yes
Earthquake magnitude M_w:	6.14	Unit weight calculation:	Based on SBT	Clay like behavior applied:	Sands only
Peak ground acceleration:	0.20	Use fill:	No	Limit depth applied:	Yes
Depth to water table (insitu):	3.00 m	Fill height:	N/A	Limit depth:	20.00 m

F.S. color scheme

- Almost certain it will liquefy
- Very likely to liquefy
- Liquefaction and no liq. are equally likely
- Unlike to liquefy
- Almost certain it will not liquefy

LPI color scheme

- Very high risk
- High risk
- Low risk

CPT basic interpretation plo

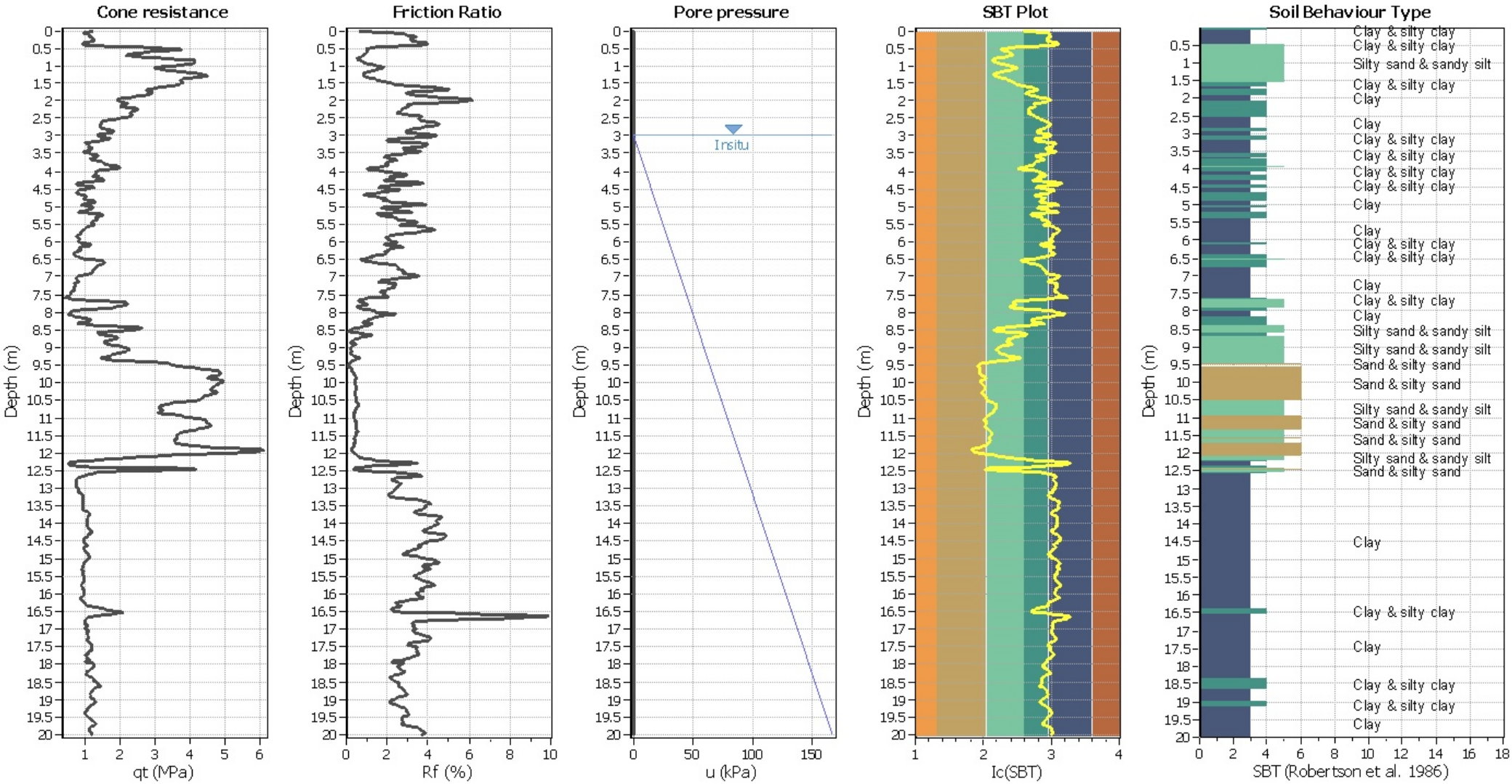

Input parameters and analysis data

Analysis method:	B&I (2014)	Depth to GWT (erthq.):	3.00 m	Fill weight:	N/A
Fines correction method:	B&I (2014)	Average results interval:	3	Transition detect. applied:	No
Points to test:	Based on Ic value	Ic cut-off value:	2.60	K_σ applied:	Yes
Earthquake magnitude M_w:	6.14	Unit weight calculation:	Based on SBT	Clay like behavior applied:	Sands only
Peak ground acceleration:	0.20	Use fill:	No	Limit depth applied:	Yes
Depth to water table (insitu):	3.00 m	Fill height:	N/A	Limit depth:	20.00 m

SBT legend

1. Sensitive fine grained
2. Organic material
3. Clay to silty clay
4. Clayey silt to silty clay
5. Silty sand to sandy silt
6. Clean sand to silty sand
7. Gravely sand to sand
8. Very stiff sand to clayey sand
9. Very stiff fine grained

Liquefaction analysis overall plot

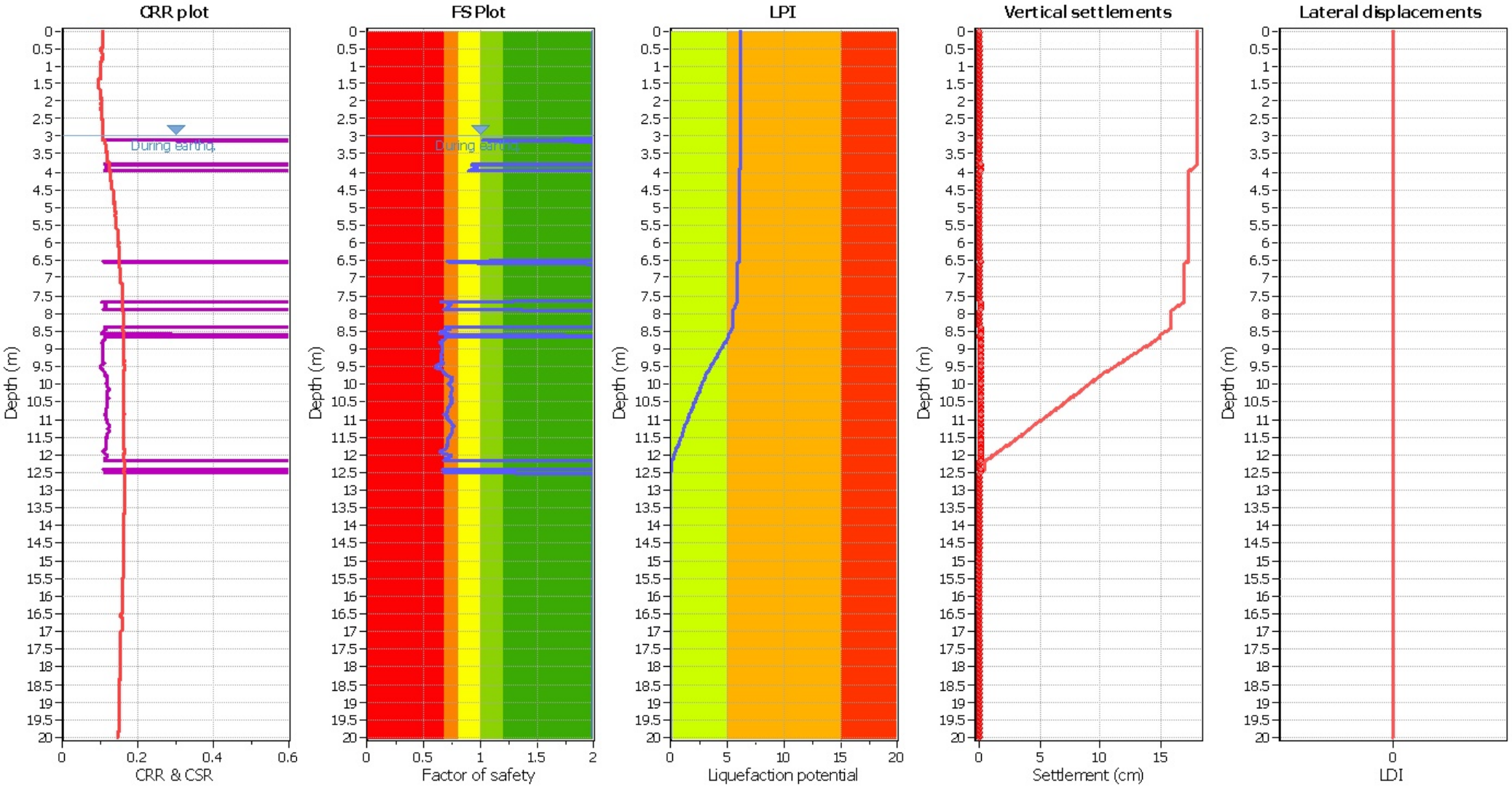

Input parameters and analysis data

Analysis method:	B&I (2014)	Depth to GWT (erthq.):	3.00 m	Fill weight:	N/A
Fines correction method:	B&I (2014)	Average results interval:	3	Transition detect. applied:	No
Points to test:	Based on Ic value	Ic cut-off value:	2.60	K_σ applied:	Yes
Earthquake magnitude M_w:	6.14	Unit weight calculation:	Based on SBT	Clay like behavior applied:	Sands only
Peak ground acceleration:	0.20	Use fill:	No	Limit depth applied:	Yes
Depth to water table (insitu):	3.00 m	Fill height:	N/A	Limit depth:	20.00 m

F.S. color scheme

- Almost certain it will liquefy
- Very likely to liquefy
- Liquefaction and no liq. are equally likely
- Unlike to liquefy
- Almost certain it will not liquefy

LPI color scheme

- Very high risk
- High risk
- Low risk

CPT basic interpretation plo

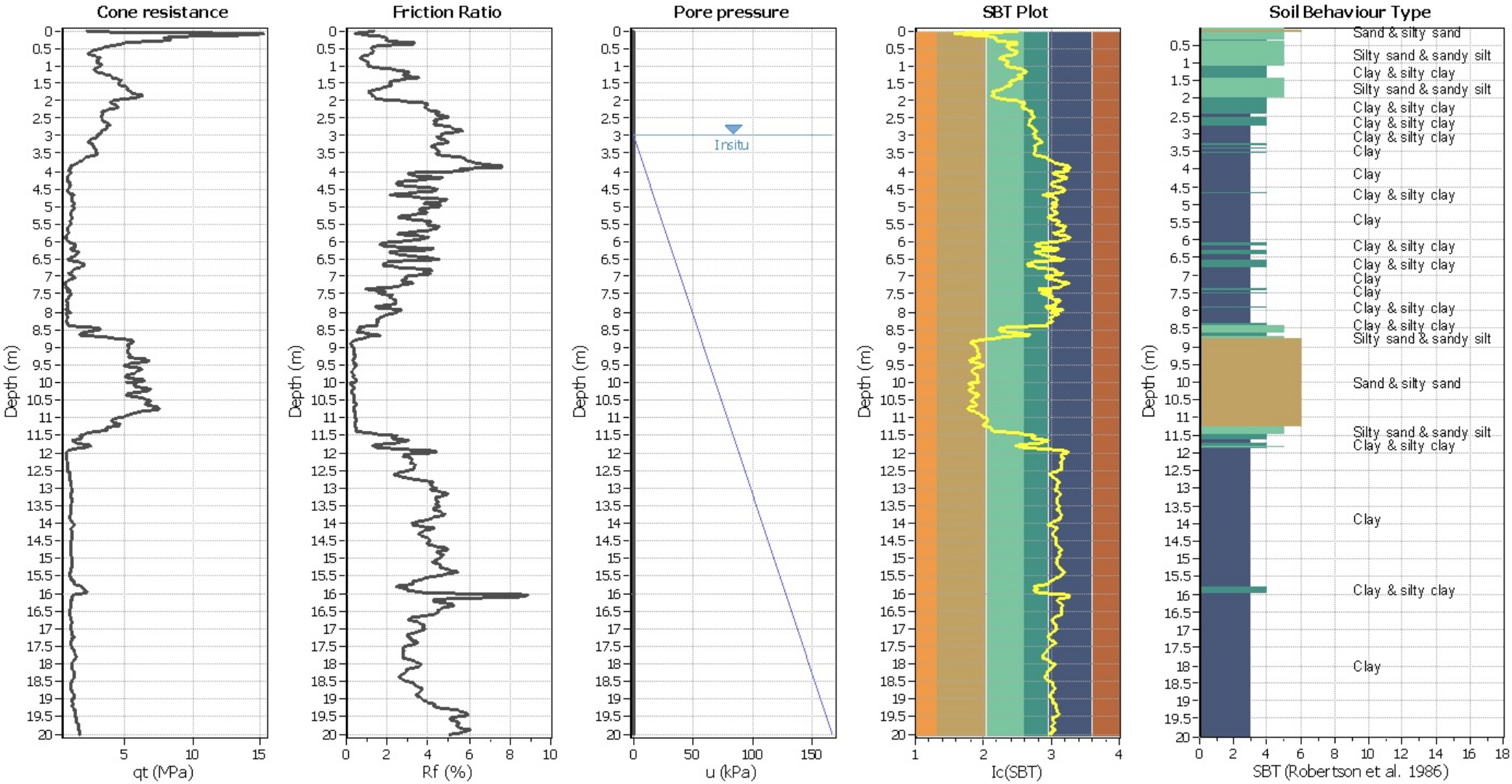

Input parameters and analysis data

Analysis method:	B&I (2014)	Depth to GWT (erthq.):	3.00 m	Fill weight:	N/A
Fines correction method:	B&I (2014)	Average results interval:	3	Transition detect. applied:	No
Points to test:	Based on Ic value	Ic cut-off value:	2.60	K_σ applied:	Yes
Earthquake magnitude M_w:	6.14	Unit weight calculation:	Based on SBT	Clay like behavior applied:	Sands only
Peak ground acceleration:	0.20	Use fill:	No	Limit depth applied:	Yes
Depth to water table (insitu):	3.00 m	Fill height:	N/A	Limit depth:	20.00 m

SBT legend

1. Sensitive fine grained
2. Organic material
3. Clay to silty clay
4. Clayey silt to silty clay
5. Silty sand to sandy silt
6. Clean sand to silty sand
7. Gravely sand to sand
8. Very stiff sand to clayey sand
9. Very stiff fine grained

Liquefaction analysis overall plot

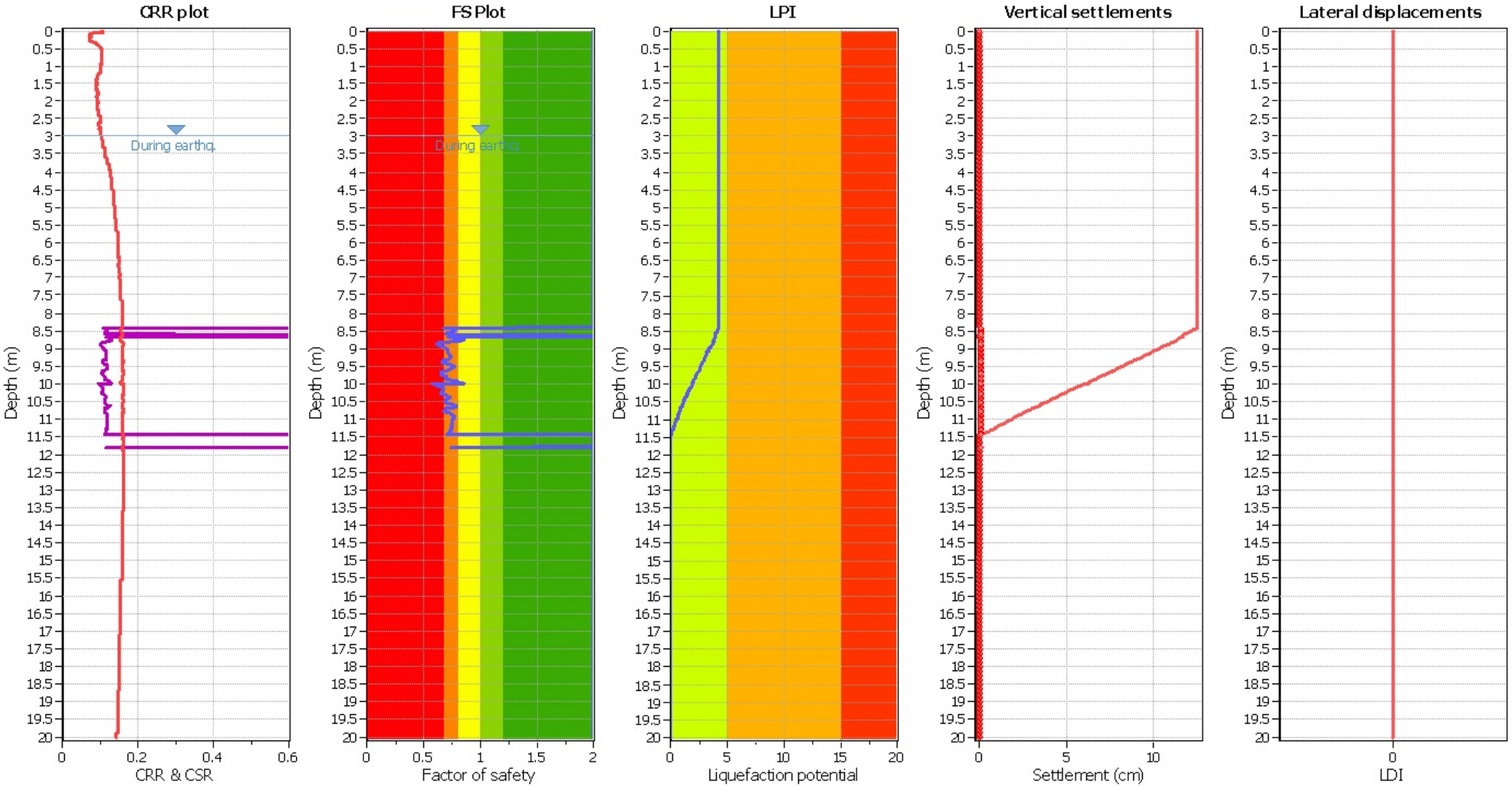

Input parameters and analysis data

Analysis method:	B&I (2014)	Depth to GWT (erthq.):	3.00 m	Fill weight:	N/A
Fines correction method:	B&I (2014)	Average results interval:	3	Transition detect. applied:	No
Points to test:	Based on Ic value	Ic cut-off value:	2.60	K_σ applied:	Yes
Earthquake magnitude M_w:	6.14	Unit weight calculation:	Based on SBT	Clay like behavior applied:	Sands only
Peak ground acceleration:	0.20	Use fill:	No	Limit depth applied:	Yes
Depth to water table (insitu):	3.00 m	Fill height:	N/A	Limit depth:	20.00 m

F.S. color scheme

- Almost certain it will liquefy
- Very likely to liquefy
- Liquefaction and no liq. are equally likely
- Unlike to liquefy
- Almost certain it will not liquefy

LPI color scheme

- Very high risk
- High risk
- Low risk

CPT basic interpretation plo

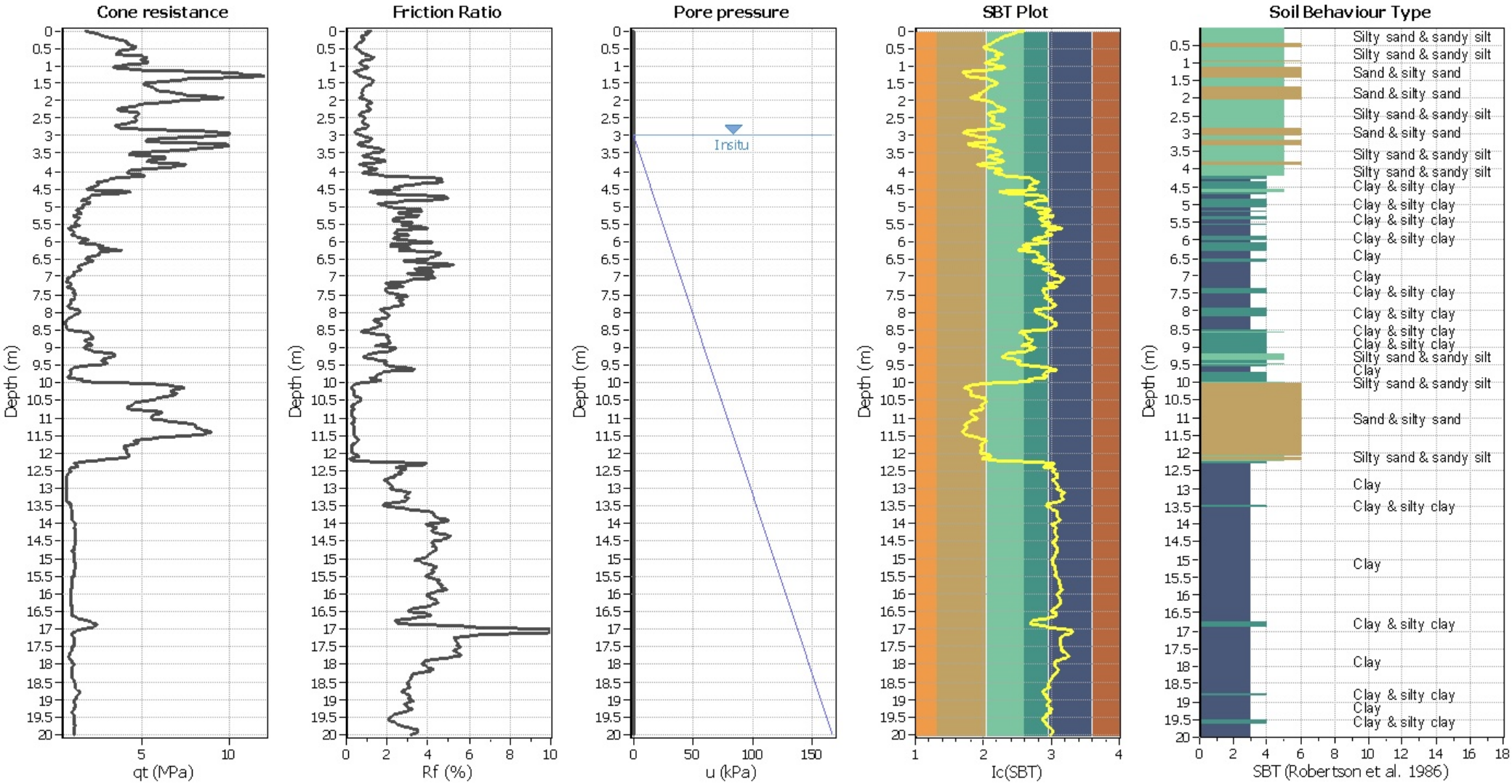

Input parameters and analysis data

Analysis method:	B&I (2014)	Depth to GWT (erthq.):	3.00 m	Fill weight:	N/A
Fines correction method:	B&I (2014)	Average results interval:	3	Transition detect. applied:	No
Points to test:	Based on Ic value	Ic cut-off value:	2.60	K_σ applied:	Yes
Earthquake magnitude M_w:	6.14	Unit weight calculation:	Based on SBT	Clay like behavior applied:	Sands only
Peak ground acceleration:	0.20	Use fill:	No	Limit depth applied:	Yes
Depth to water table (insitu):	3.00 m	Fill height:	N/A	Limit depth:	20.00 m

SBT legend

1. Sensitive fine grained
2. Organic material
3. Clay to silty clay
4. Clayey silt to silty clay
5. Silty sand to sandy silt
6. Clean sand to silty sand
7. Gravely sand to sand
8. Very stiff sand to clayey sand
9. Very stiff fine grained

Liquefaction analysis overall plot

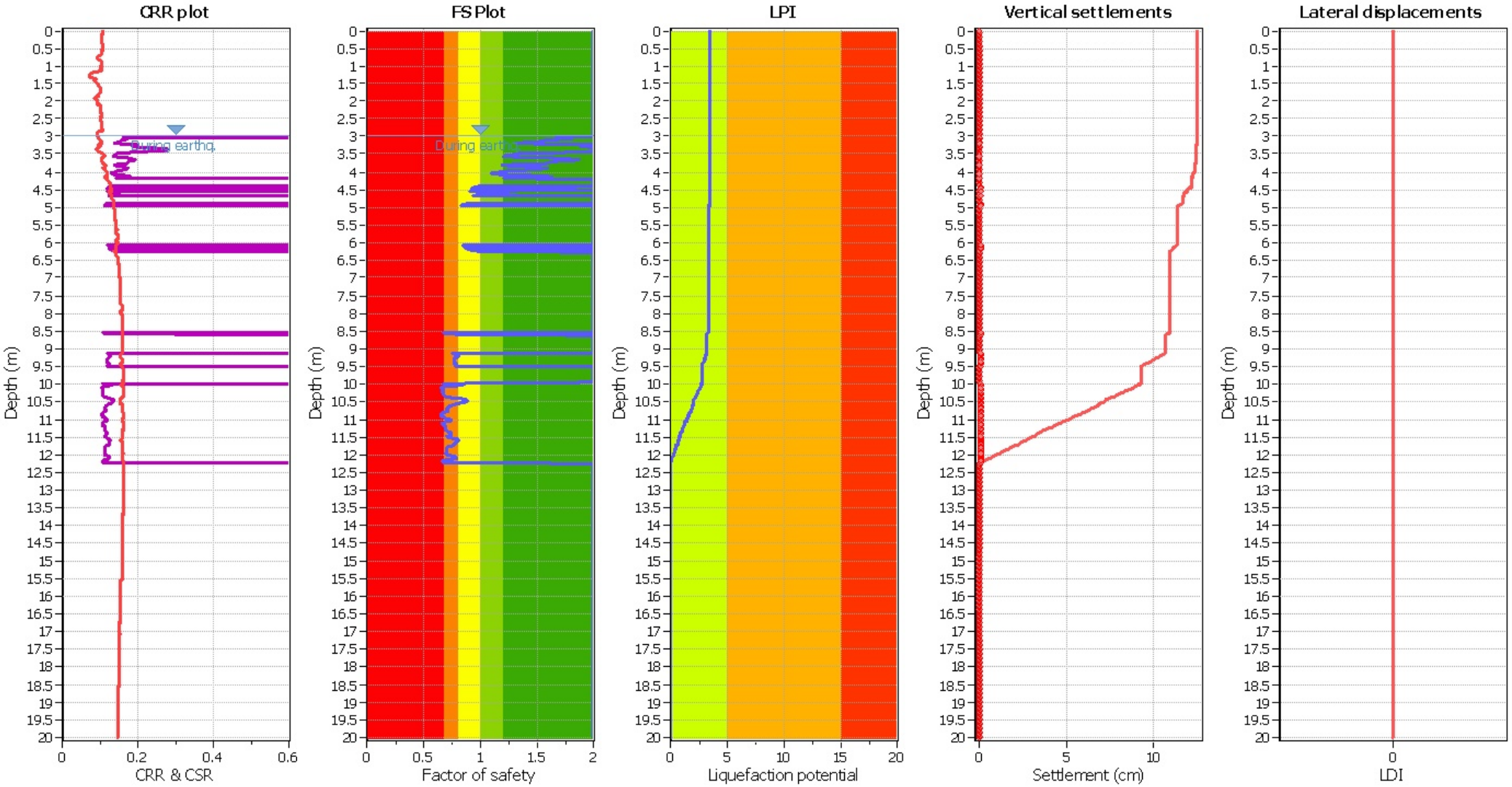

Input parameters and analysis data

Analysis method:	B&I (2014)	Depth to GWT (erthq.):	3.00 m	Fill weight:	N/A
Fines correction method:	B&I (2014)	Average results interval:	3	Transition detect. applied:	No
Points to test:	Based on Ic value	Ic cut-off value:	2.60	K_σ applied:	Yes
Earthquake magnitude M_w:	6.14	Unit weight calculation:	Based on SBT	Clay like behavior applied:	Sands only
Peak ground acceleration:	0.20	Use fill:	No	Limit depth applied:	Yes
Depth to water table (insitu):	3.00 m	Fill height:	N/A	Limit depth:	20.00 m

F.S. color scheme

- Almost certain it will liquefy
- Very likely to liquefy
- Liquefaction and no liq. are equally likely
- Unlike to liquefy
- Almost certain it will not liquefy

LPI color scheme

- Very high risk
- High risk
- Low risk

CPT basic interpretation plo

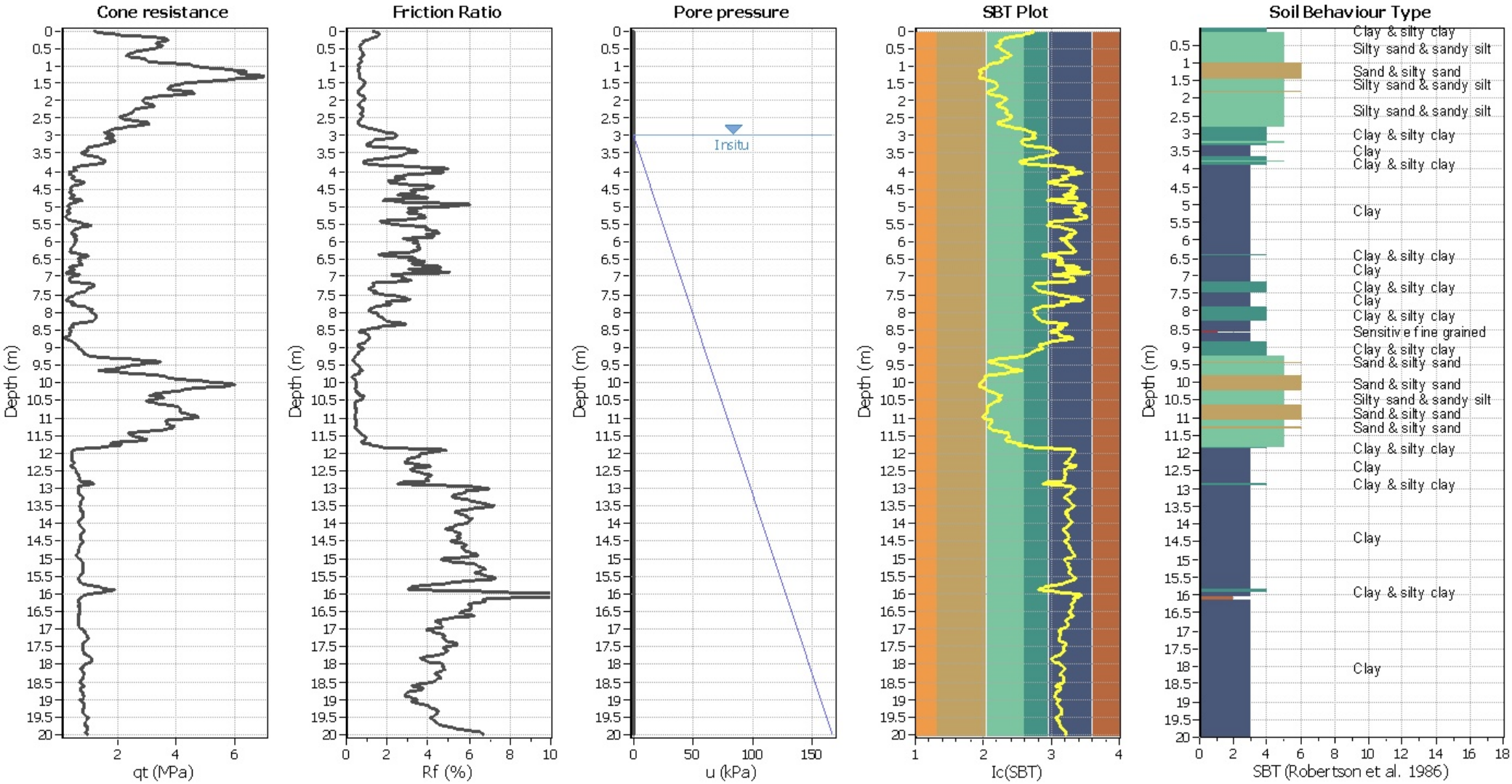

Input parameters and analysis data

Analysis method:	B&I (2014)	Depth to GWT (erthq.):	3.00 m	Fill weight:	N/A
Fines correction method:	B&I (2014)	Average results interval:	3	Transition detect. applied:	No
Points to test:	Based on Ic value	Ic cut-off value:	2.60	K_σ applied:	Yes
Earthquake magnitude M_w:	6.14	Unit weight calculation:	Based on SBT	Clay like behavior applied:	Sands only
Peak ground acceleration:	0.20	Use fill:	No	Limit depth applied:	Yes
Depth to water table (insitu):	3.00 m	Fill height:	N/A	Limit depth:	20.00 m

SBT legend

1. Sensitive fine grained	4. Clayey silt to silty clay	7. Gravely sand to sand
2. Organic material	5. Silty sand to sandy silt	8. Very stiff sand to clayey sand
3. Clay to silty clay	6. Clean sand to silty sand	9. Very stiff fine grained

Liquefaction analysis overall plot

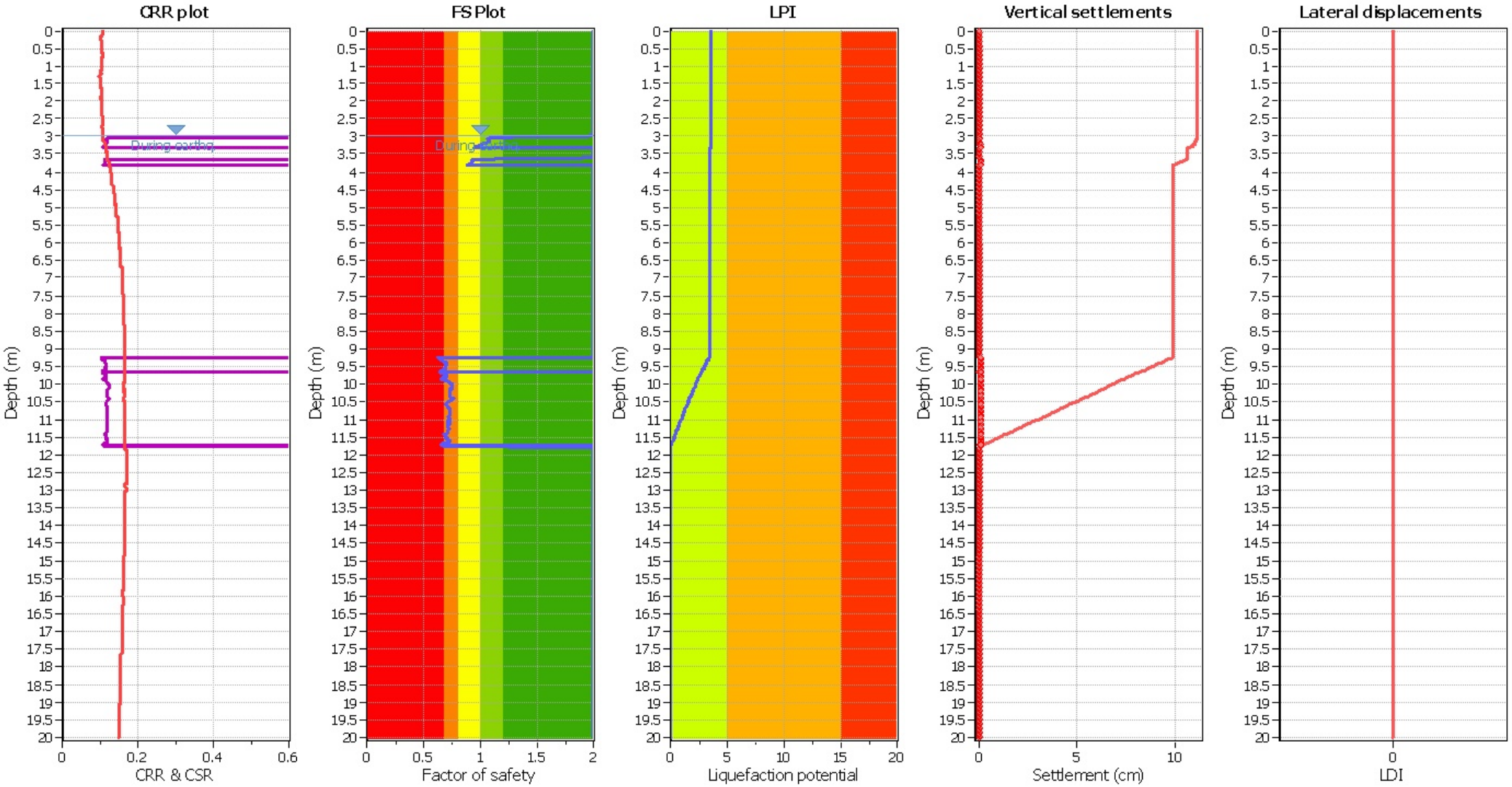

Input parameters and analysis data

Analysis method:	B&I (2014)	Depth to GWT (erthq.):	3.00 m	Fill weight:	N/A
Fines correction method:	B&I (2014)	Average results interval:	3	Transition detect. applied:	No
Points to test:	Based on Ic value	Ic cut-off value:	2.60	K_σ applied:	Yes
Earthquake magnitude M_w:	6.14	Unit weight calculation:	Based on SBT	Clay like behavior applied:	Sands only
Peak ground acceleration:	0.20	Use fill:	No	Limit depth applied:	Yes
Depth to water table (insitu):	3.00 m	Fill height:	N/A	Limit depth:	20.00 m

F.S. color scheme

- Almost certain it will liquefy
- Very likely to liquefy
- Liquefaction and no liq. are equally likely
- Unlike to liquefy
- Almost certain it will not liquefy

LPI color scheme

- Very high risk
- High risk
- Low risk

CPT basic interpretation plo

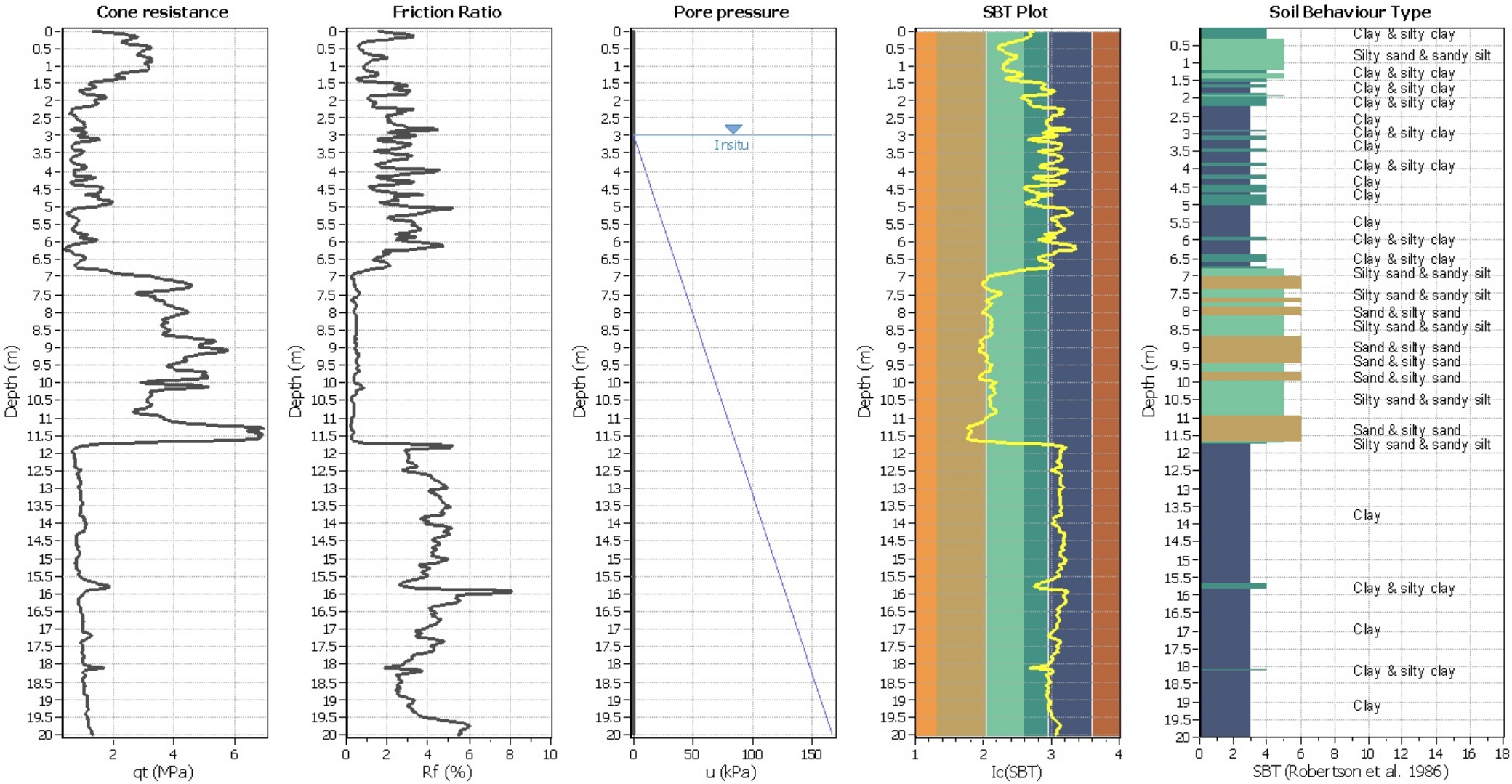

Input parameters and analysis data

Analysis method:	B&I (2014)	Depth to GWT (erthq.):	3.00 m	Fill weight:	N/A
Fines correction method:	B&I (2014)	Average results interval:	3	Transition detect. applied:	No
Points to test:	Based on Ic value	Ic cut-off value:	2.60	K_σ applied:	Yes
Earthquake magnitude M_w:	6.14	Unit weight calculation:	Based on SBT	Clay like behavior applied:	Sands only
Peak ground acceleration:	0.20	Use fill:	No	Limit depth applied:	Yes
Depth to water table (insitu):	3.00 m	Fill height:	N/A	Limit depth:	20.00 m

SBT legend

1. Sensitive fine grained
2. Organic material
3. Clay to silty clay
4. Clayey silt to silty clay
5. Silty sand to sandy silt
6. Clean sand to silty sand
7. Gravely sand to sand
8. Very stiff sand to clayey sand
9. Very stiff fine grained

Liquefaction analysis overall plot

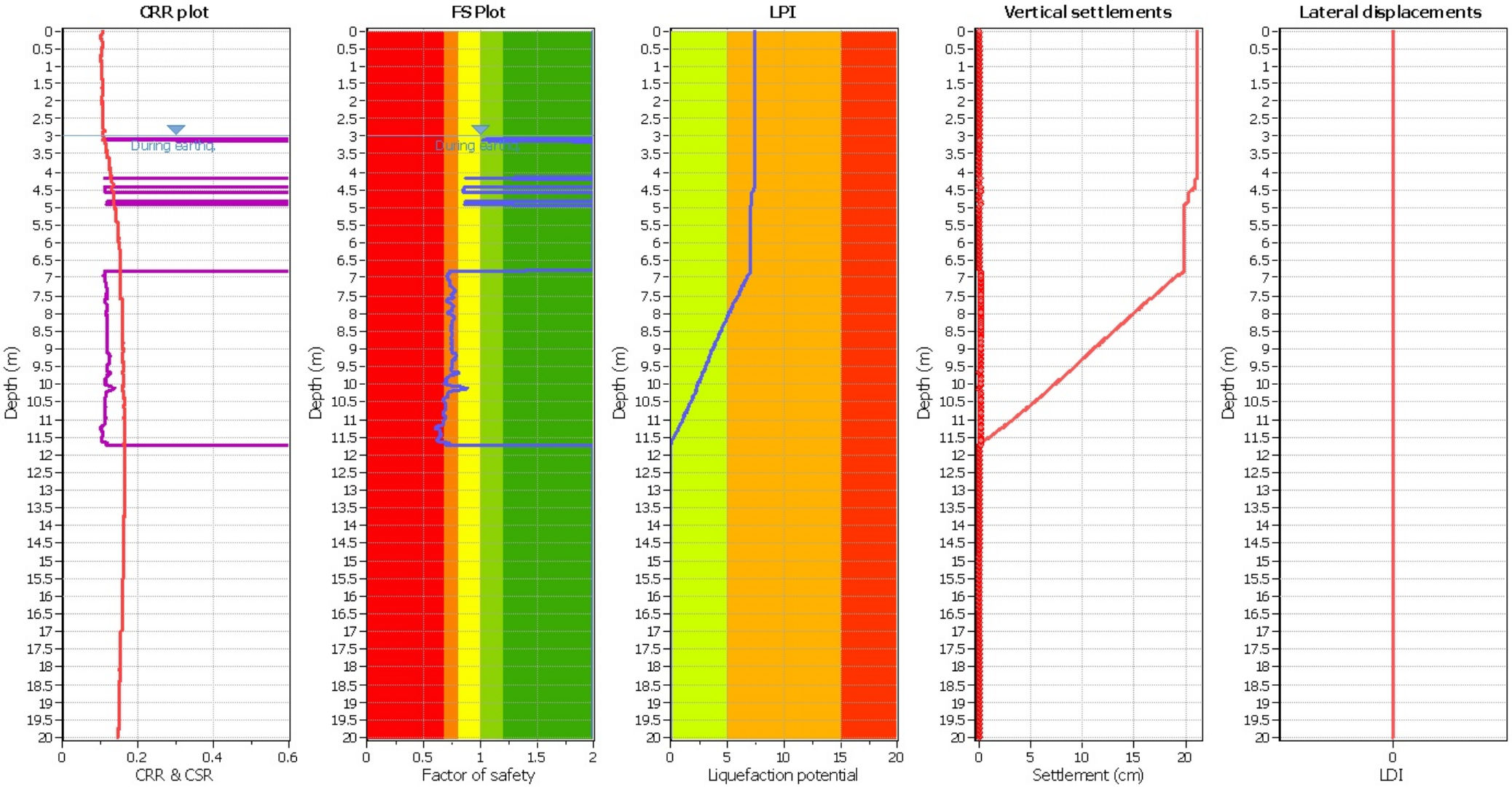

Input parameters and analysis data

Analysis method:	B&I (2014)	Depth to GWT (erthq.):	3.00 m	Fill weight:	N/A
Fines correction method:	B&I (2014)	Average results interval:	3	Transition detect. applied:	No
Points to test:	Based on Ic value	Ic cut-off value:	2.60	K_σ applied:	Yes
Earthquake magnitude M_w:	6.14	Unit weight calculation:	Based on SBT	Clay like behavior applied:	Sands only
Peak ground acceleration:	0.20	Use fill:	No	Limit depth applied:	Yes
Depth to water table (insitu):	3.00 m	Fill height:	N/A	Limit depth:	20.00 m

F.S. color scheme

- Almost certain it will liquefy
- Very likely to liquefy
- Liquefaction and no liq. are equally likely
- Unlike to liquefy
- Almost certain it will not liquefy

LPI color scheme

- Very high risk
- High risk
- Low risk

CPT basic interpretation plo

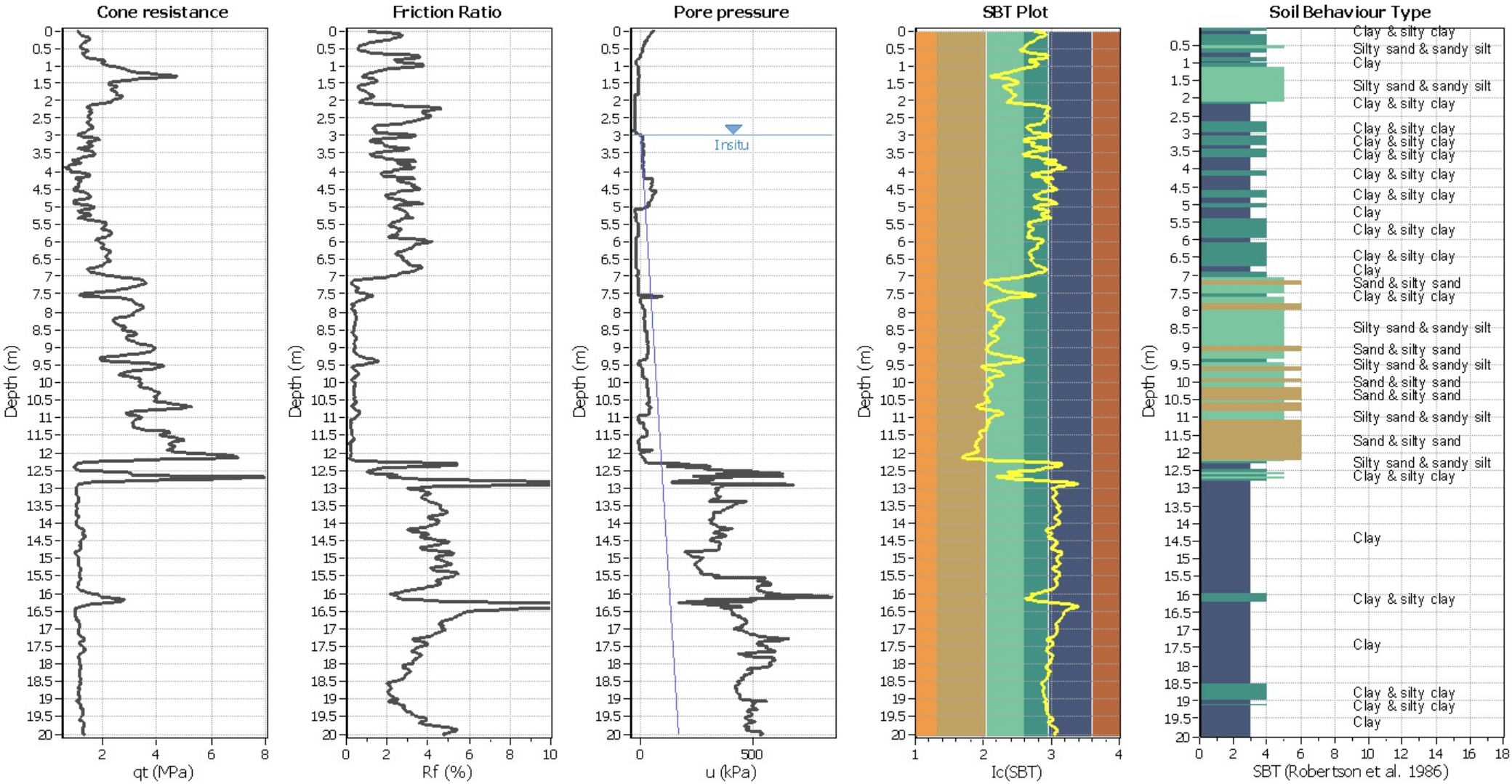

Input parameters and analysis data

Analysis method:	B&I (2014)	Depth to GWT (erthq.):	3.00 m	Fill weight:	N/A
Fines correction method:	B&I (2014)	Average results interval:	3	Transition detect. applied:	No
Points to test:	Based on Ic value	Ic cut-off value:	2.60	K_σ applied:	Yes
Earthquake magnitude M_w:	6.14	Unit weight calculation:	Based on SBT	Clay like behavior applied:	Sands only
Peak ground acceleration:	0.20	Use fill:	No	Limit depth applied:	Yes
Depth to water table (insitu):	3.00 m	Fill height:	N/A	Limit depth:	20.00 m

SBT legend

1. Sensitive fine grained
2. Organic material
3. Clay to silty clay
4. Clayey silt to silty clay
5. Silty sand to sandy silt
6. Clean sand to silty sand
7. Gravely sand to sand
8. Very stiff sand to clayey sand
9. Very stiff fine grained

Liquefaction analysis overall plot

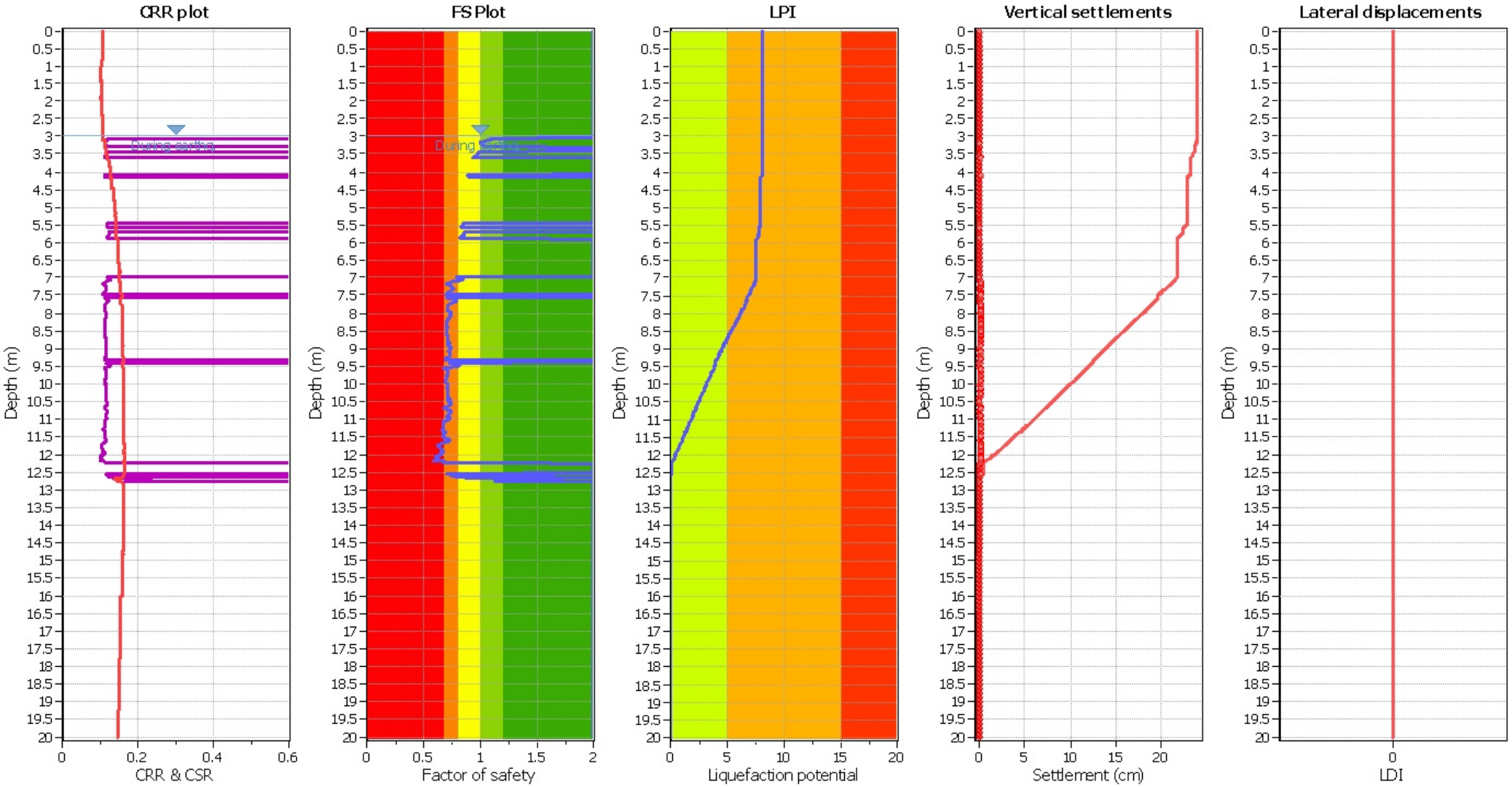

Input parameters and analysis data

Analysis method:	B&I (2014)	Depth to GWT (erthq.):	3.00 m	Fill weight:	N/A
Fines correction method:	B&I (2014)	Average results interval:	3	Transition detect. applied:	No
Points to test:	Based on Ic value	Ic cut-off value:	2.60	K_σ applied:	Yes
Earthquake magnitude M_w:	6.14	Unit weight calculation:	Based on SBT	Clay like behavior applied:	Sands only
Peak ground acceleration:	0.20	Use fill:	No	Limit depth applied:	Yes
Depth to water table (insitu):	3.00 m	Fill height:	N/A	Limit depth:	20.00 m

F.S. color scheme

- Almost certain it will liquefy
- Very likely to liquefy
- Liquefaction and no liq. are equally likely
- Unlike to liquefy
- Almost certain it will not liquefy

LPI color scheme

- Very high risk
- High risk
- Low risk

CPT basic interpretation plo

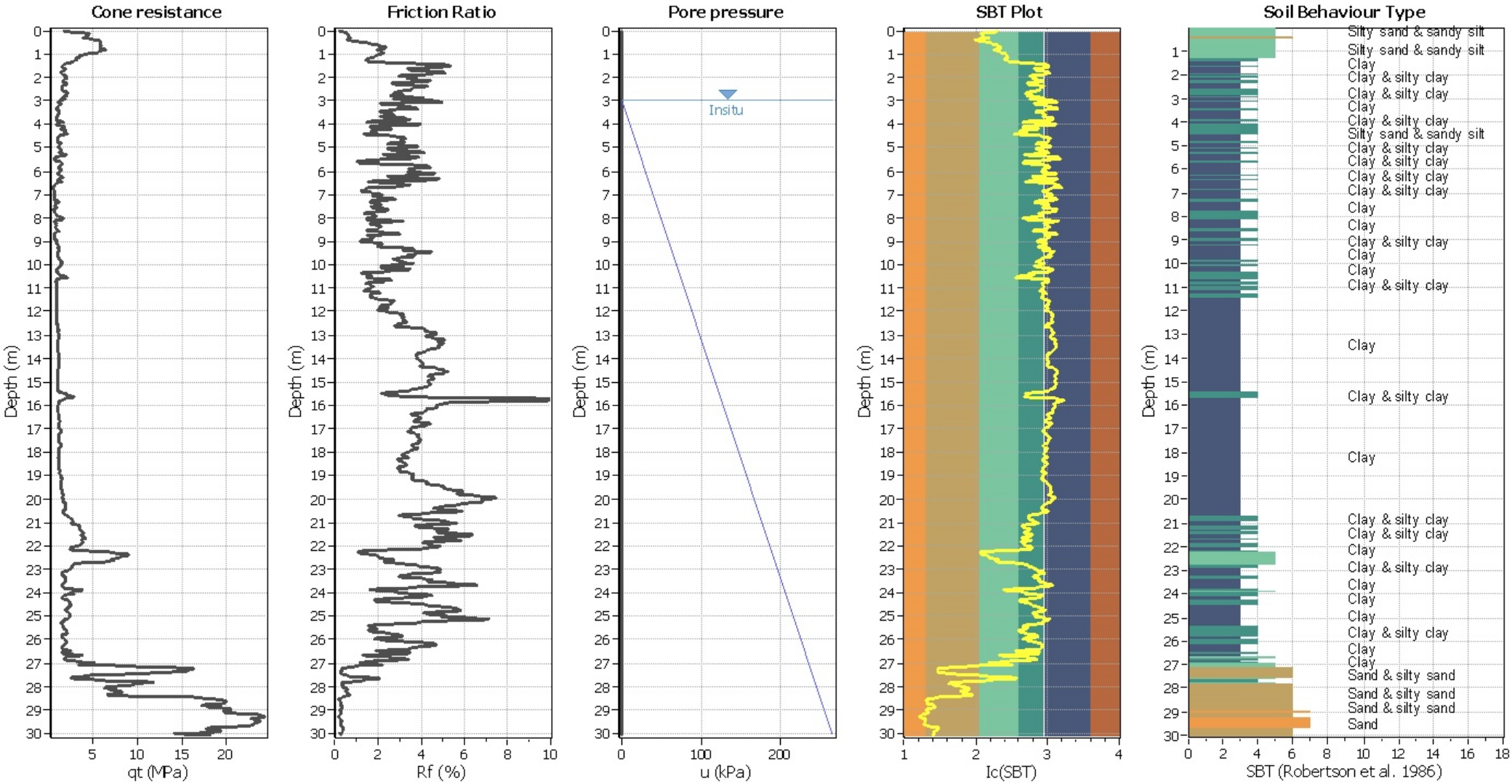

Input parameters and analysis data

Analysis method:	B&I (2014)	Depth to GWT (erthq.):	3.00 m	Fill weight:	N/A
Fines correction method:	B&I (2014)	Average results interval:	3	Transition detect. applied:	No
Points to test:	Based on Ic value	Ic cut-off value:	2.60	K_σ applied:	Yes
Earthquake magnitude M_w:	6.14	Unit weight calculation:	Based on SBT	Clay like behavior applied:	Sands only
Peak ground acceleration:	0.20	Use fill:	No	Limit depth applied:	Yes
Depth to water table (insitu):	3.00 m	Fill height:	N/A	Limit depth:	20.00 m

SBT legend

1. Sensitive fine grained
2. Organic material
3. Clay to silty clay
4. Clayey silt to silty clay
5. Silty sand to sandy silt
6. Clean sand to silty sand
7. Gravely sand to sand
8. Very stiff sand to clayey sand
9. Very stiff fine grained

Liquefaction analysis overall plot

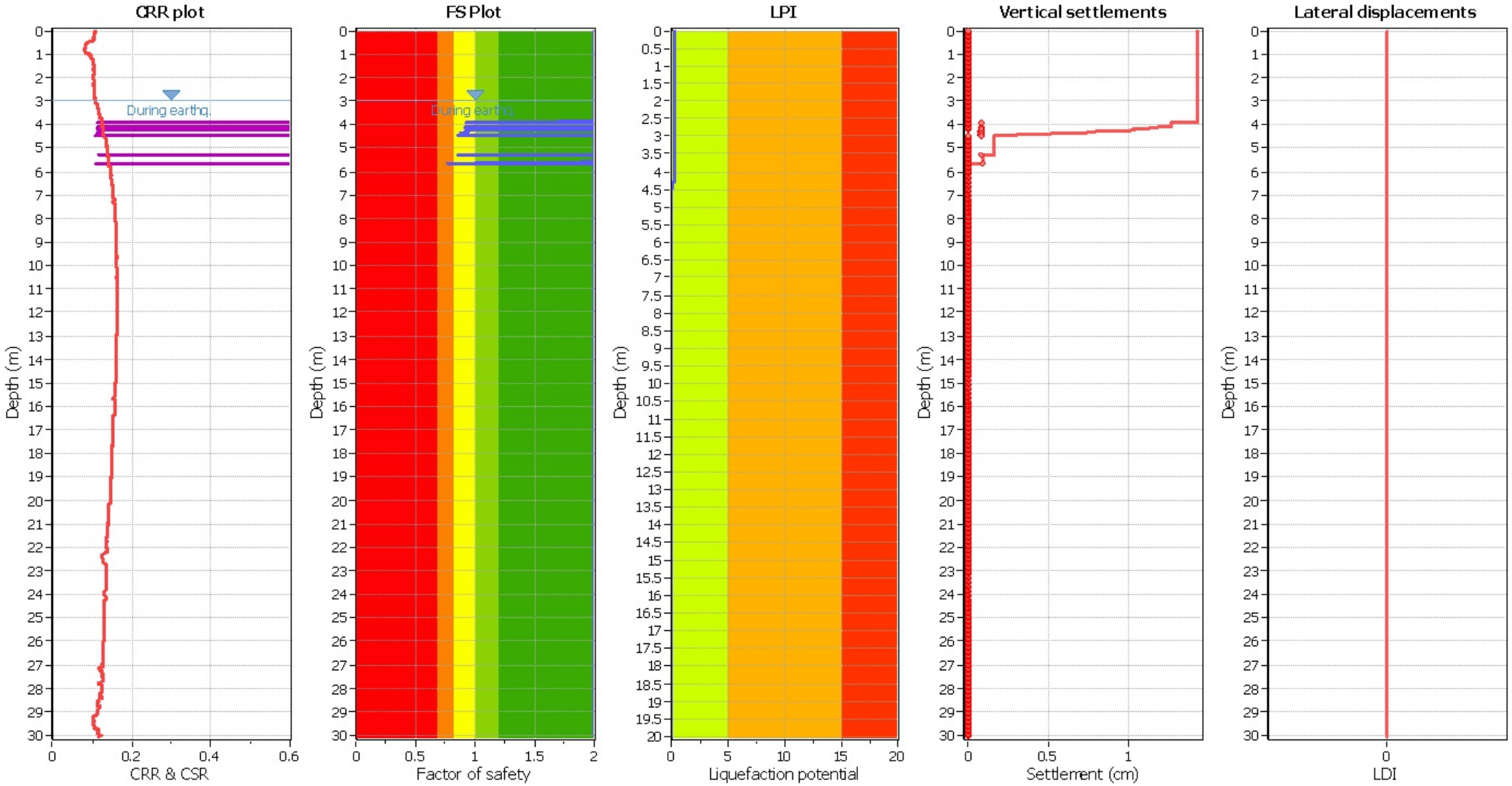

Input parameters and analysis data

Analysis method:	B&I (2014)	Depth to GWT (erthq.):	3.00 m	Fill weight:	N/A
Fines correction method:	B&I (2014)	Average results interval:	3	Transition detect. applied:	No
Points to test:	Based on Ic value	Ic cut-off value:	2.60	K_σ applied:	Yes
Earthquake magnitude M_w:	6.14	Unit weight calculation:	Based on SBT	Clay like behavior applied:	Sands only
Peak ground acceleration:	0.20	Use fill:	No	Limit depth applied:	Yes
Depth to water table (insitu):	3.00 m	Fill height:	N/A	Limit depth:	20.00 m

F.S. color scheme

- Almost certain it will liquefy
- Very likely to liquefy
- Liquefaction and no liq. are equally likely
- Unlike to liquefy
- Almost certain it will not liquefy

LPI color scheme

- Very high risk
- High risk
- Low risk

CPT basic interpretation plo

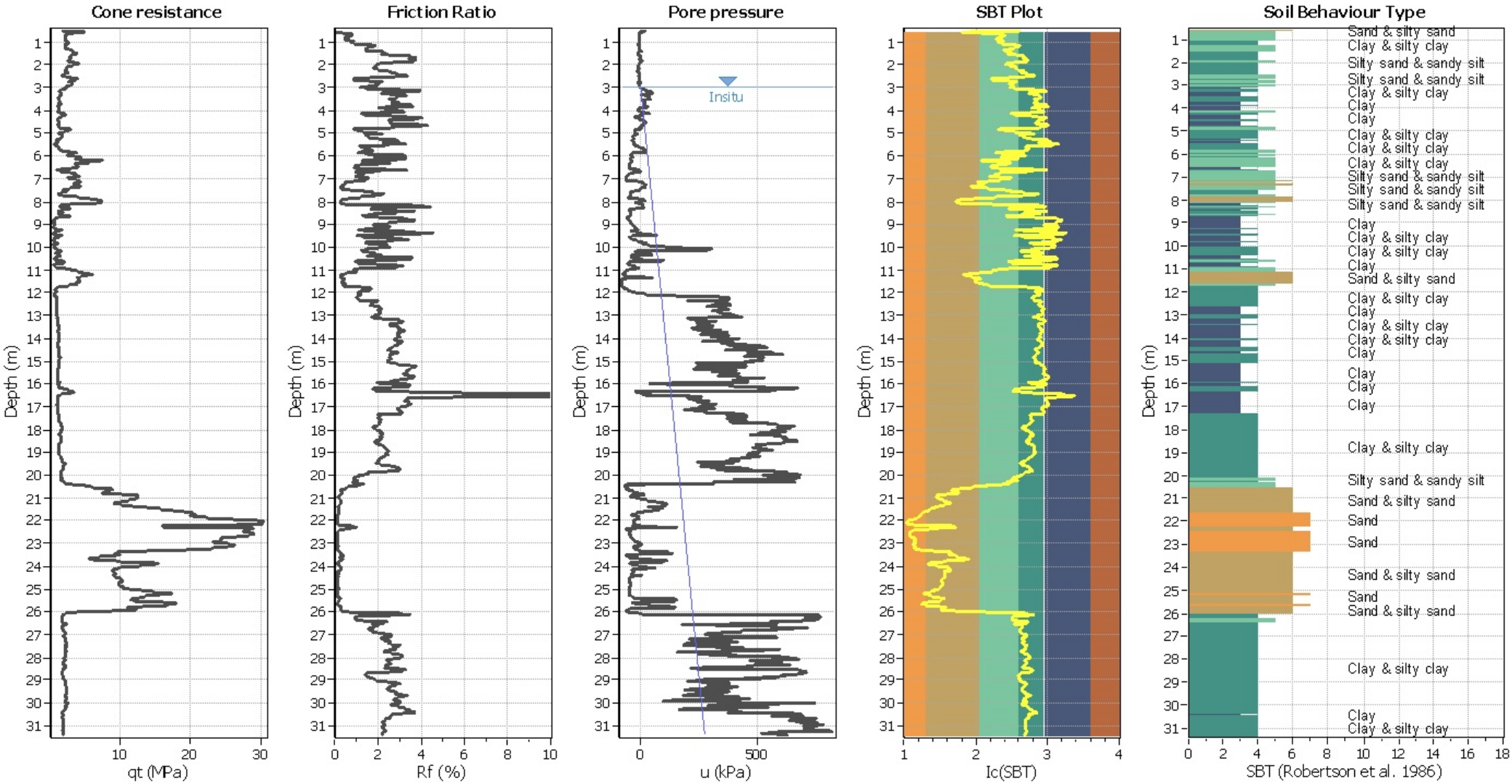

Input parameters and analysis data

Analysis method:	B&I (2014)	Depth to GWT (erthq.):	3.00 m	Fill weight:	N/A
Fines correction method:	B&I (2014)	Average results interval:	3	Transition detect. applied:	No
Points to test:	Based on Ic value	Ic cut-off value:	2.60	K_σ applied:	Yes
Earthquake magnitude M_w:	6.14	Unit weight calculation:	Based on SBT	Clay like behavior applied:	Sands only
Peak ground acceleration:	0.20	Use fill:	No	Limit depth applied:	Yes
Depth to water table (insitu):	3.00 m	Fill height:	N/A	Limit depth:	20.00 m

SBT legend

1. Sensitive fine grained
2. Organic material
3. Clay to silty clay
4. Clayey silt to silty clay
5. Silty sand to sandy silt
6. Clean sand to silty sand
7. Gravely sand to sand
8. Very stiff sand to clayey sand
9. Very stiff fine grained

Liquefaction analysis overall plot

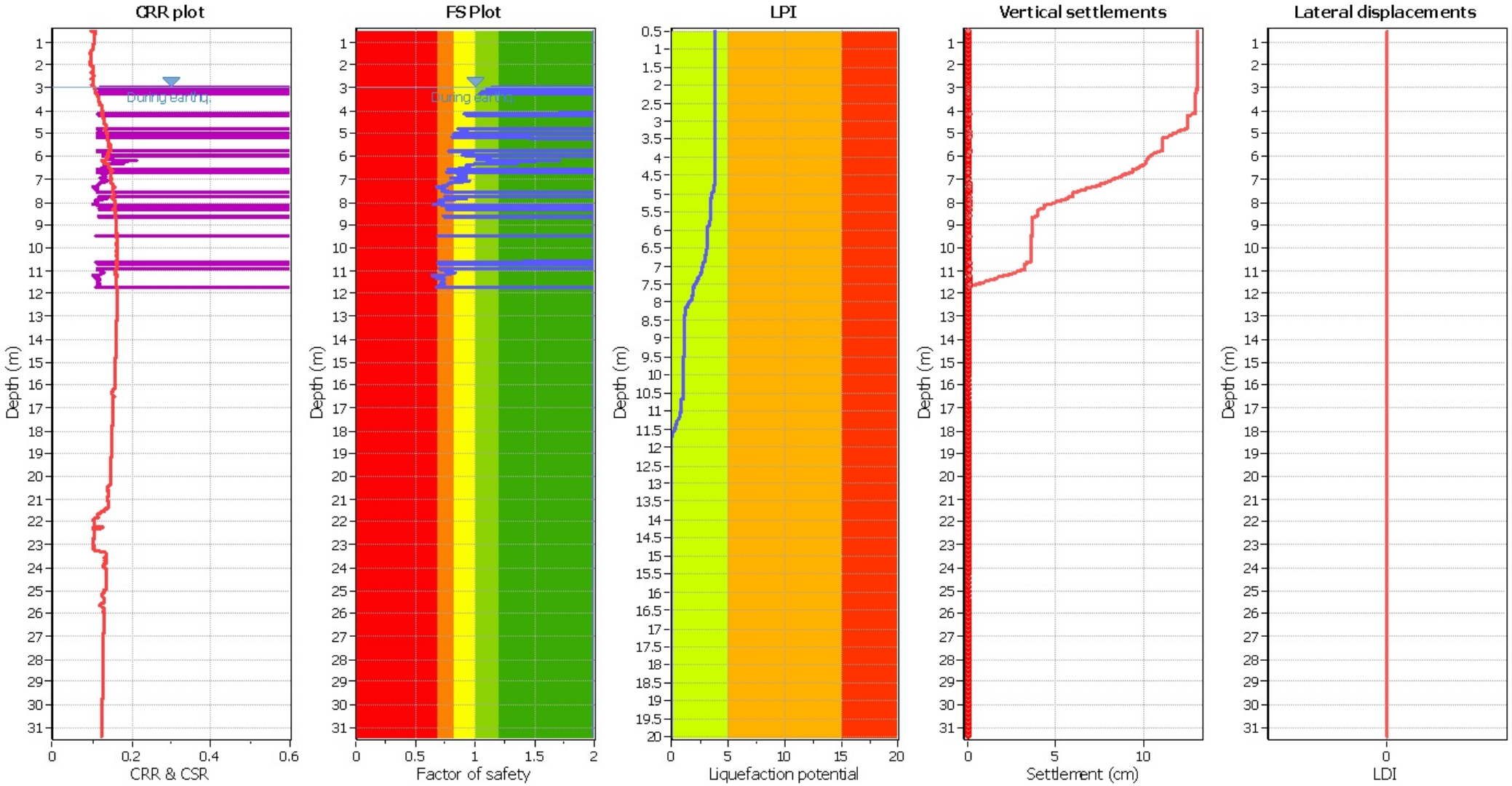

Input parameters and analysis data

Analysis method:	B&I (2014)	Depth to GWT (erthq.):	3.00 m	Fill weight:	N/A
Fines correction method:	B&I (2014)	Average results interval:	3	Transition detect. applied:	No
Points to test:	Based on Ic value	Ic cut-off value:	2.60	K_σ applied:	Yes
Earthquake magnitude M_w:	6.14	Unit weight calculation:	Based on SBT	Clay like behavior applied:	Sands only
Peak ground acceleration:	0.20	Use fill:	No	Limit depth applied:	Yes
Depth to water table (insitu):	3.00 m	Fill height:	N/A	Limit depth:	20.00 m

F.S. color scheme

- Almost certain it will liquefy
- Very likely to liquefy
- Liquefaction and no liq. are equally likely
- Unlike to liquefy
- Almost certain it will not liquefy

LPI color scheme

- Very high risk
- High risk
- Low risk

CPT basic interpretation plo

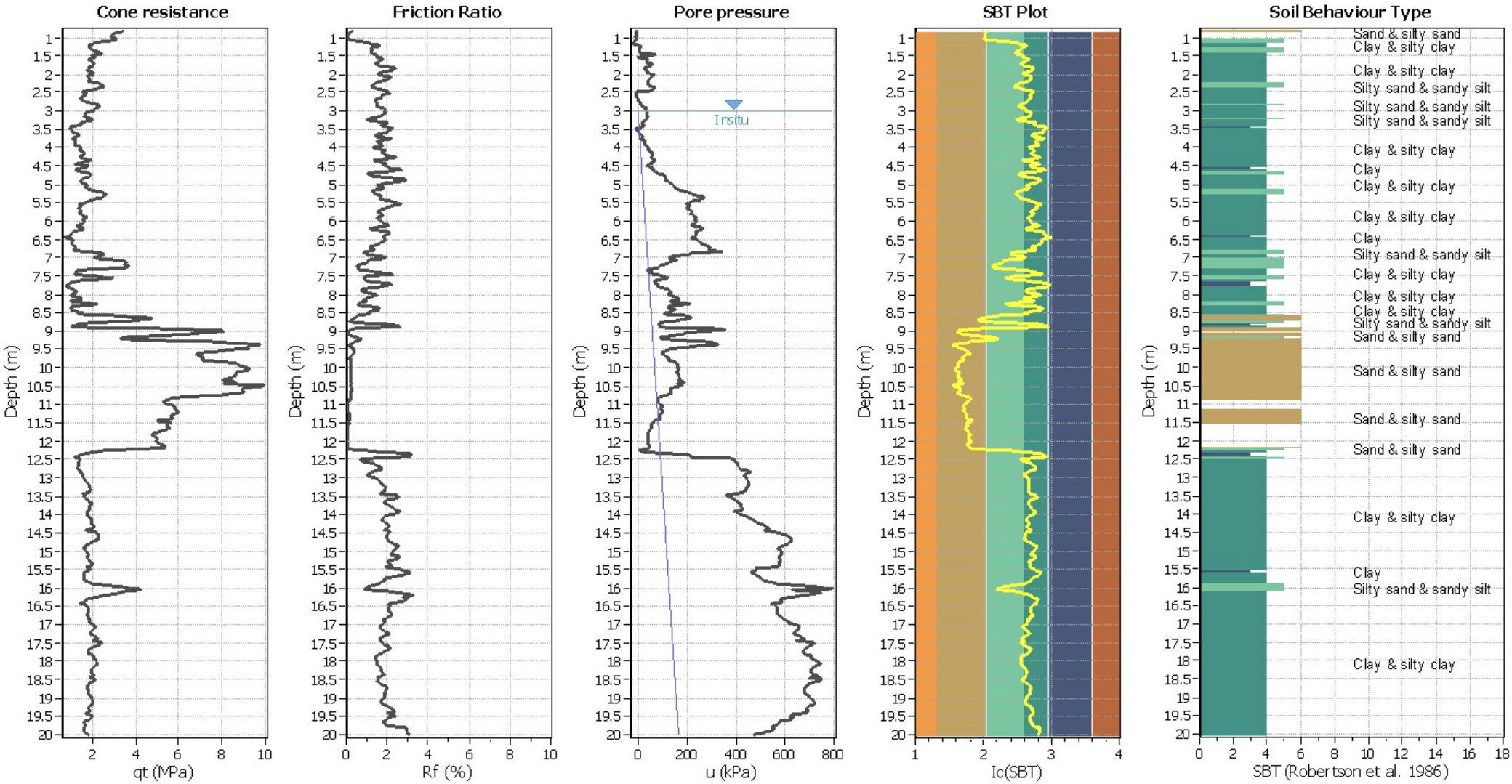

Input parameters and analysis data

Analysis method:	B&I (2014)	Depth to GWT (erthq.):	3.00 m	Fill weight:	N/A
Fines correction method:	B&I (2014)	Average results interval:	3	Transition detect. applied:	No
Points to test:	Based on Ic value	Ic cut-off value:	2.60	K_σ applied:	Yes
Earthquake magnitude M_w:	6.14	Unit weight calculation:	Based on SBT	Clay like behavior applied:	Sands only
Peak ground acceleration:	0.20	Use fill:	No	Limit depth applied:	Yes
Depth to water table (insitu):	3.00 m	Fill height:	N/A	Limit depth:	20.00 m

SBT legend

1. Sensitive fine grained
2. Organic material
3. Clay to silty clay
4. Clayey silt to silty clay
5. Silty sand to sandy silt
6. Clean sand to silty sand
7. Gravely sand to sand
8. Very stiff sand to clayey sand
9. Very stiff fine grained

Liquefaction analysis overall plot

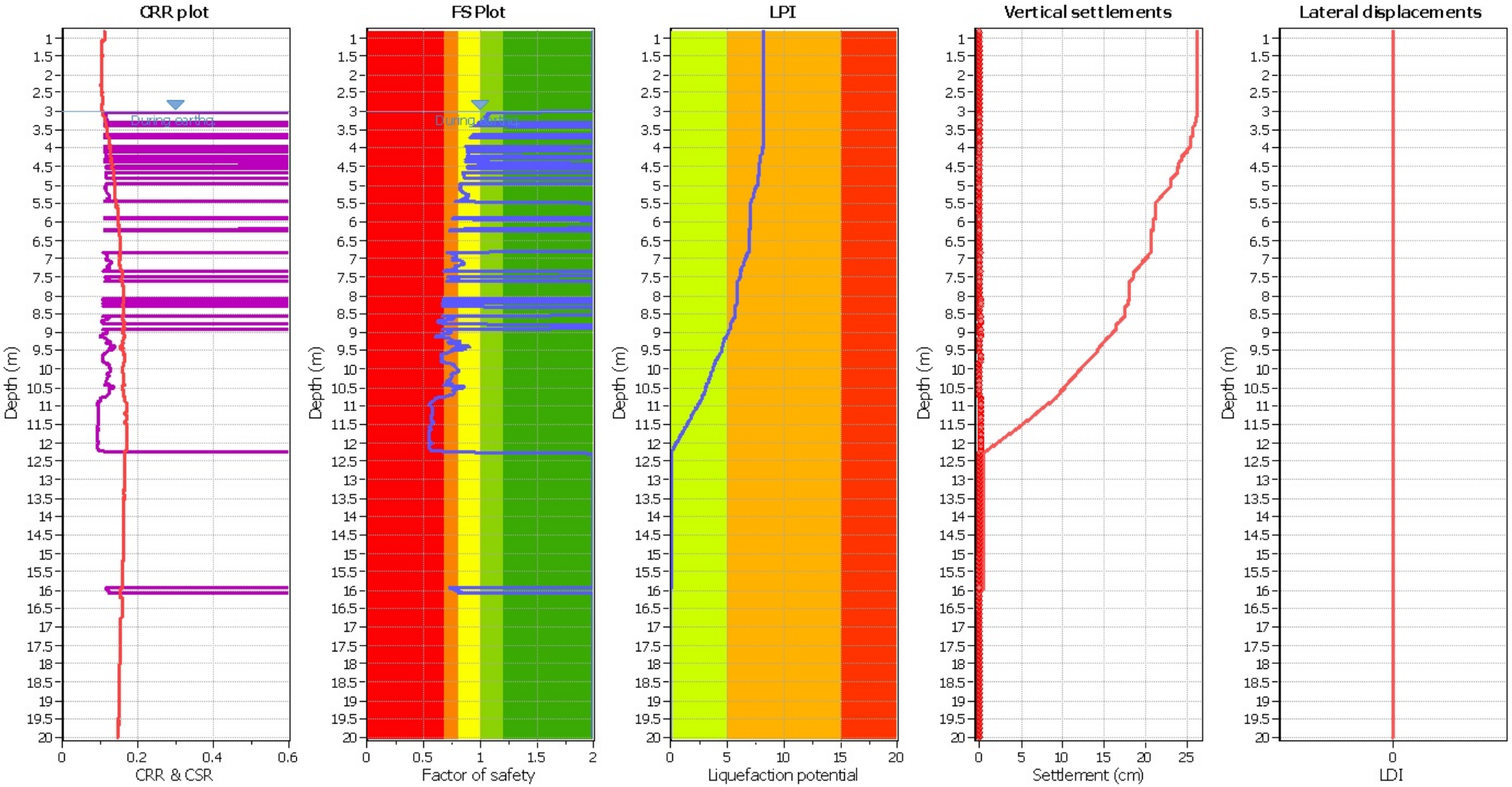

Input parameters and analysis data

Analysis method:	B&I (2014)	Depth to GWT (erthq.):	3.00 m	Fill weight:	N/A
Fines correction method:	B&I (2014)	Average results interval:	3	Transition detect. applied:	No
Points to test:	Based on Ic value	Ic cut-off value:	2.60	K_σ applied:	Yes
Earthquake magnitude M_w:	6.14	Unit weight calculation:	Based on SBT	Clay like behavior applied:	Sands only
Peak ground acceleration:	0.20	Use fill:	No	Limit depth applied:	Yes
Depth to water table (insitu):	3.00 m	Fill height:	N/A	Limit depth:	20.00 m

F.S. color scheme

- Almost certain it will liquefy
- Very likely to liquefy
- Liquefaction and no liq. are equally likely
- Unlike to liquefy
- Almost certain it will not liquefy

LPI color scheme

- Very high risk
- High risk
- Low risk

CPT basic interpretation plo

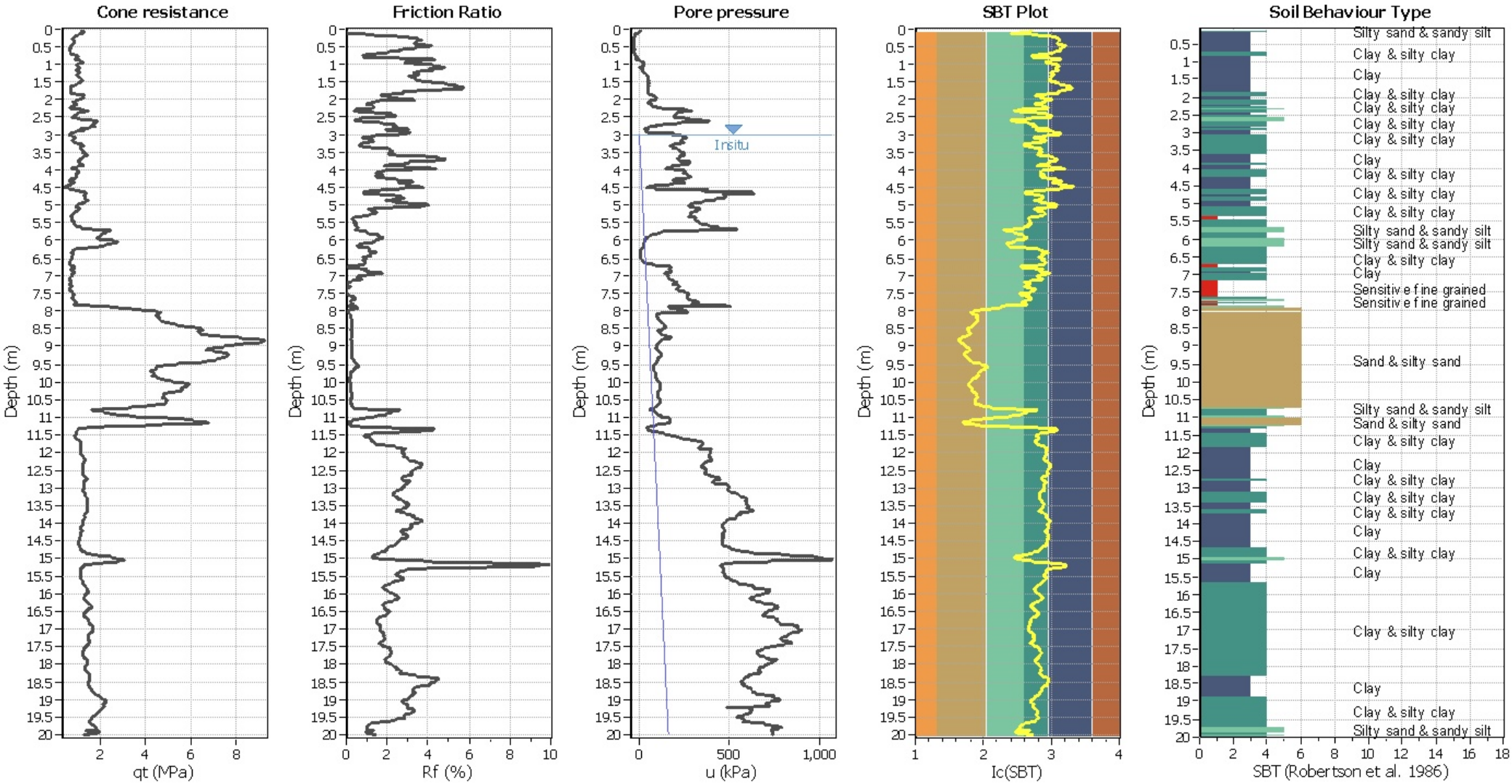

Input parameters and analysis data

Analysis method:	B&I (2014)	Depth to GWT (erthq.):	3.00 m	Fill weight:	N/A
Fines correction method:	B&I (2014)	Average results interval:	3	Transition detect. applied:	No
Points to test:	Based on Ic value	Ic cut-off value:	2.60	K_σ applied:	Yes
Earthquake magnitude M_w:	6.14	Unit weight calculation:	Based on SBT	Clay like behavior applied:	Sands only
Peak ground acceleration:	0.20	Use fill:	No	Limit depth applied:	Yes
Depth to water table (insitu):	3.00 m	Fill height:	N/A	Limit depth:	20.00 m

SBT legend

1. Sensitive fine grained
2. Organic material
3. Clay to silty clay
4. Clayey silt to silty clay
5. Silty sand to sandy silt
6. Clean sand to silty sand
7. Gravely sand to sand
8. Very stiff sand to clayey sand
9. Very stiff fine grained

Liquefaction analysis overall plot

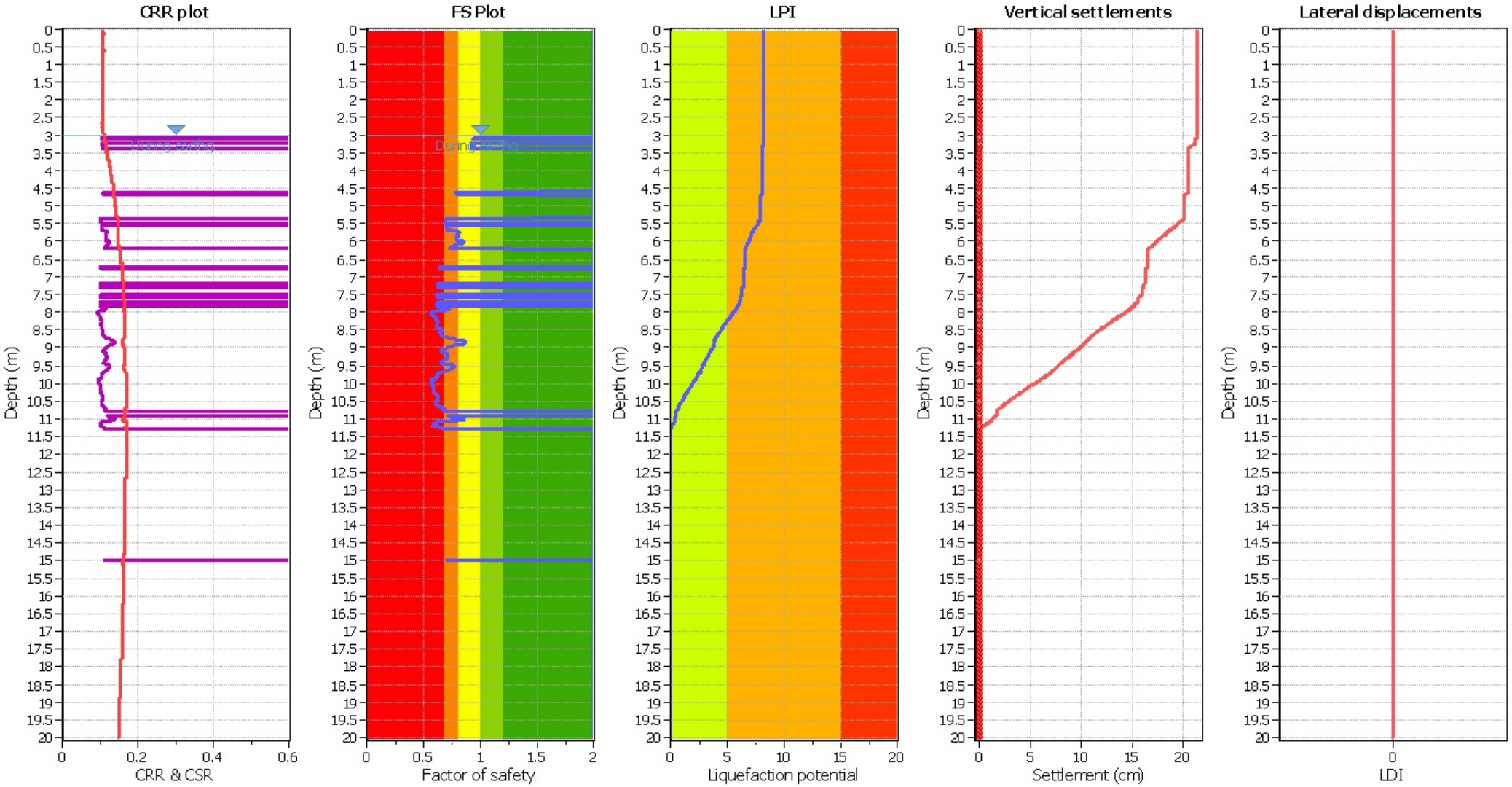

Input parameters and analysis data

Analysis method:	B&I (2014)	Depth to GWT (erthq.):	3.00 m	Fill weight:	N/A
Fines correction method:	B&I (2014)	Average results interval:	3	Transition detect. applied:	No
Points to test:	Based on Ic value	Ic cut-off value:	2.60	K_σ applied:	Yes
Earthquake magnitude M_w:	6.14	Unit weight calculation:	Based on SBT	Clay like behavior applied:	Sands only
Peak ground acceleration:	0.20	Use fill:	No	Limit depth applied:	Yes
Depth to water table (insitu):	3.00 m	Fill height:	N/A	Limit depth:	20.00 m

F.S. color scheme

- Almost certain it will liquefy
- Very likely to liquefy
- Liquefaction and no liq. are equally likely
- Unlike to liquefy
- Almost certain it will not liquefy

LPI color scheme

- Very high risk
- High risk
- Low risk

CPT basic interpretation plo

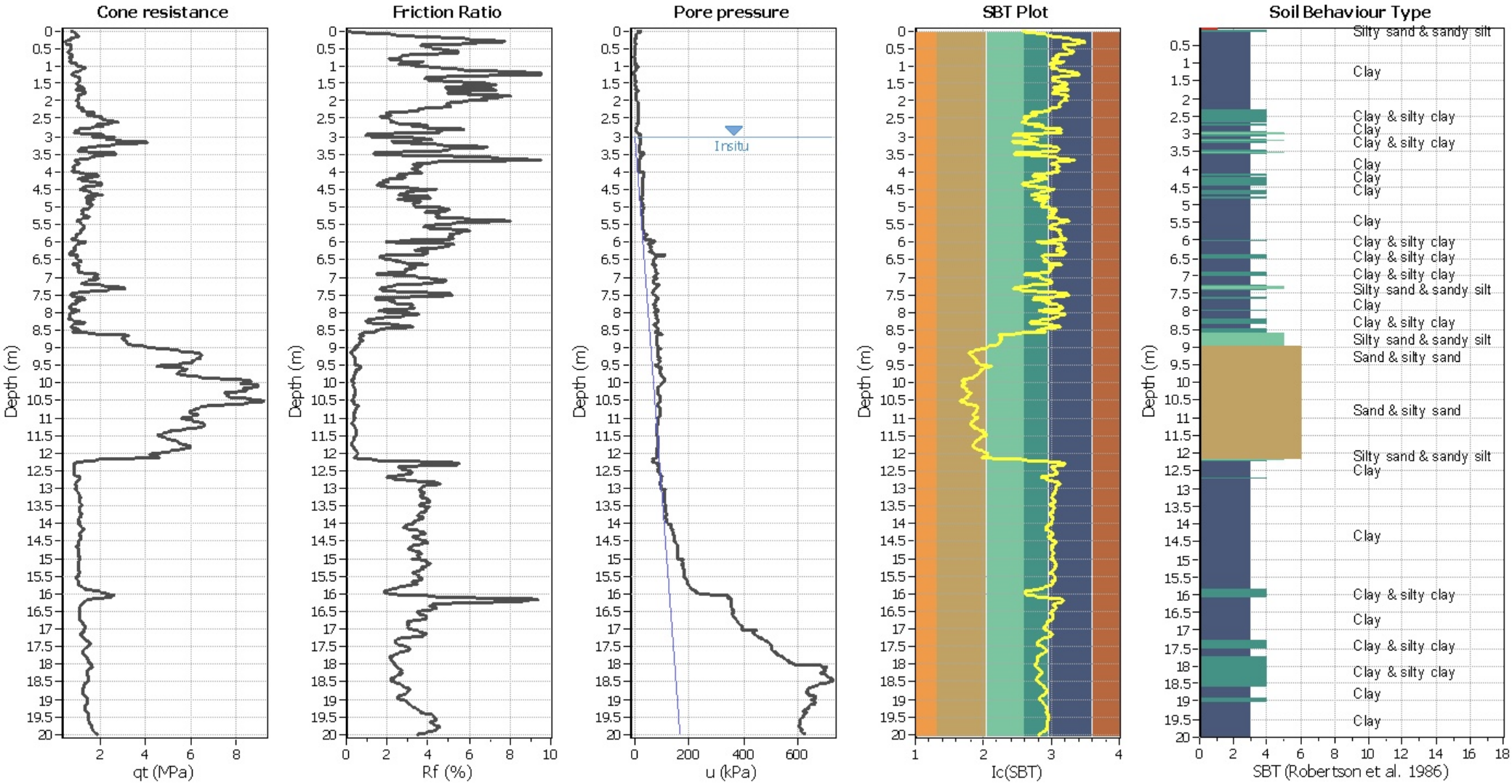

Input parameters and analysis data

Analysis method:	B&I (2014)	Depth to GWT (erthq.):	3.00 m	Fill weight:	N/A
Fines correction method:	B&I (2014)	Average results interval:	3	Transition detect. applied:	No
Points to test:	Based on Ic value	Ic cut-off value:	2.60	K_σ applied:	Yes
Earthquake magnitude M_w:	6.14	Unit weight calculation:	Based on SBT	Clay like behavior applied:	Sands only
Peak ground acceleration:	0.20	Use fill:	No	Limit depth applied:	Yes
Depth to water table (insitu):	3.00 m	Fill height:	N/A	Limit depth:	20.00 m

SBT legend

1. Sensitive fine grained
2. Organic material
3. Clay to silty clay
4. Clayey silt to silty clay
5. Silty sand to sandy silt
6. Clean sand to silty sand
7. Gravely sand to sand
8. Very stiff sand to clayey sand
9. Very stiff fine grained

Liquefaction analysis overall plot

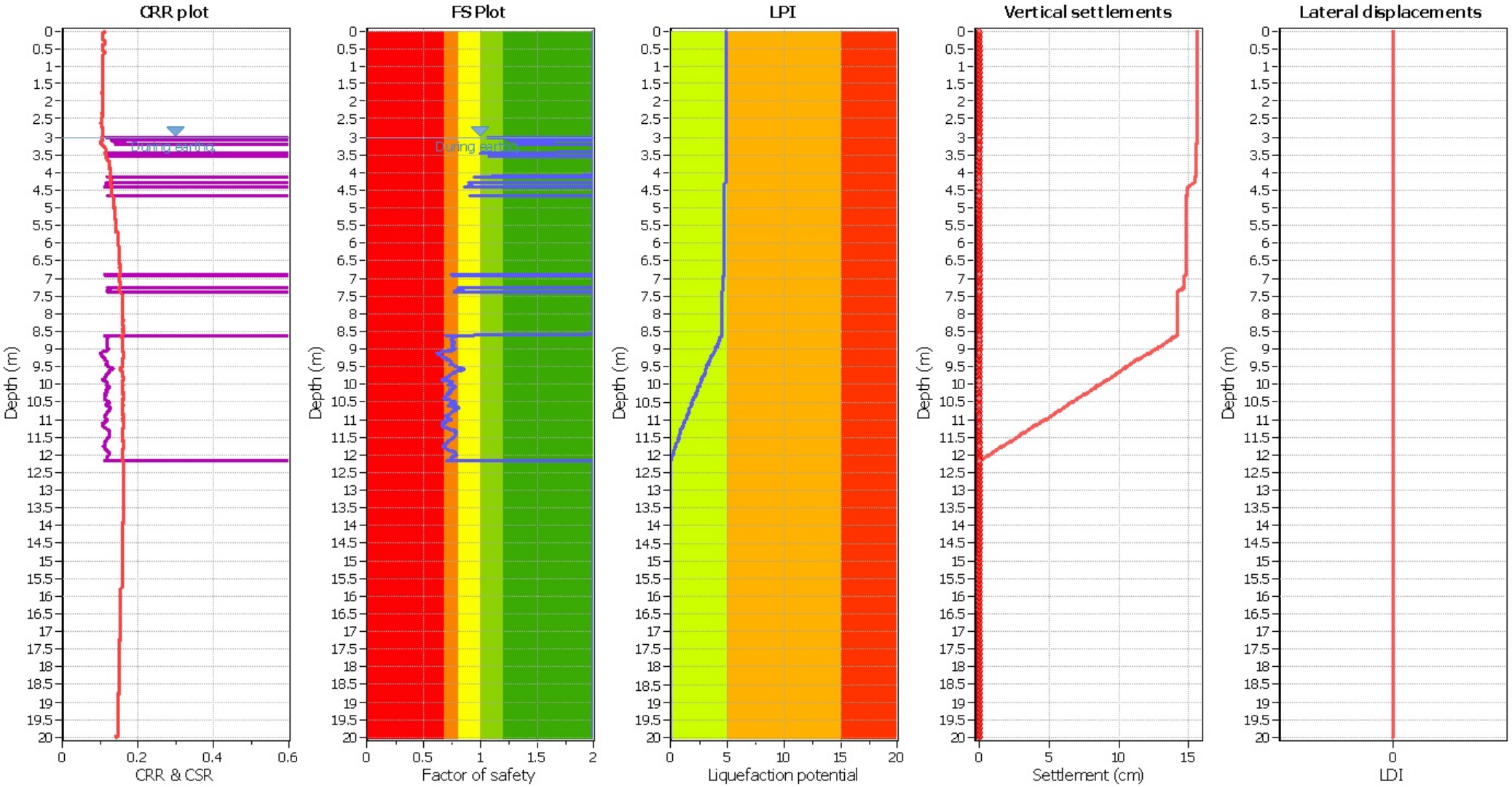

Input parameters and analysis data

Analysis method:	B&I (2014)	Depth to GWT (erthq.):	3.00 m	Fill weight:	N/A
Fines correction method:	B&I (2014)	Average results interval:	3	Transition detect. applied:	No
Points to test:	Based on Ic value	Ic cut-off value:	2.60	K_σ applied:	Yes
Earthquake magnitude M_w:	6.14	Unit weight calculation:	Based on SBT	Clay like behavior applied:	Sands only
Peak ground acceleration:	0.20	Use fill:	No	Limit depth applied:	Yes
Depth to water table (insitu):	3.00 m	Fill height:	N/A	Limit depth:	20.00 m

F.S. color scheme

- Almost certain it will liquefy
- Very likely to liquefy
- Liquefaction and no liq. are equally likely
- Unlike to liquefy
- Almost certain it will not liquefy

LPI color scheme

- Very high risk
- High risk
- Low risk

CPT basic interpretation plo

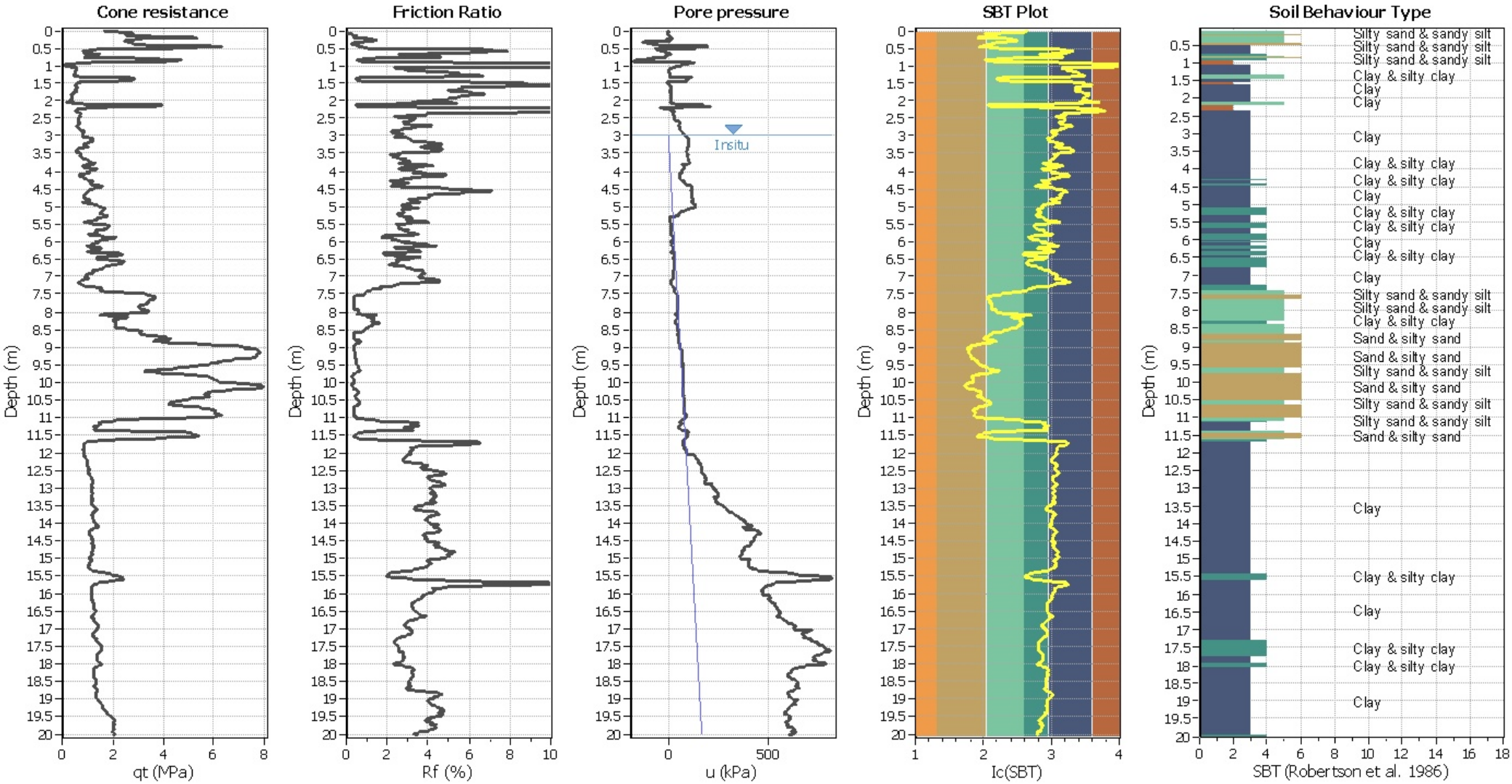

Input parameters and analysis data

Analysis method:	B&I (2014)	Depth to GWT (erthq.):	3.00 m	Fill weight:	N/A
Fines correction method:	B&I (2014)	Average results interval:	3	Transition detect. applied:	No
Points to test:	Based on Ic value	Ic cut-off value:	2.60	K_σ applied:	Yes
Earthquake magnitude M_w:	6.14	Unit weight calculation:	Based on SBT	Clay like behavior applied:	Sands only
Peak ground acceleration:	0.20	Use fill:	No	Limit depth applied:	Yes
Depth to water table (insitu):	3.00 m	Fill height:	N/A	Limit depth:	20.00 m

SBT legend

1. Sensitive fine grained
2. Organic material
3. Clay to silty clay
4. Clayey silt to silty clay
5. Silty sand to sandy silt
6. Clean sand to silty sand
7. Gravely sand to sand
8. Very stiff sand to clayey sand
9. Very stiff fine grained

Liquefaction analysis overall plot

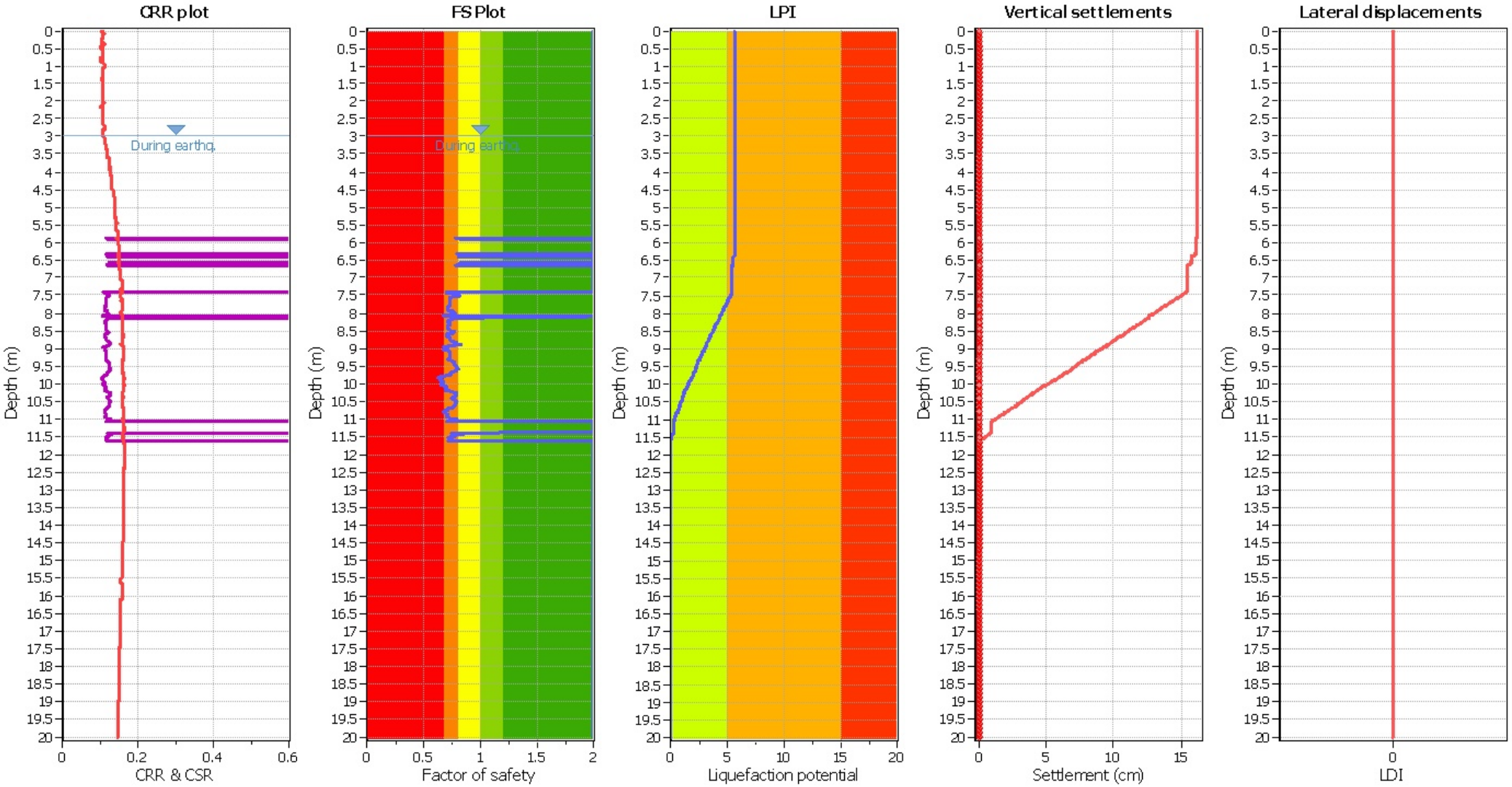

Input parameters and analysis data

Analysis method:	B&I (2014)	Depth to GWT (erthq.):	3.00 m	Fill weight:	N/A
Fines correction method:	B&I (2014)	Average results interval:	3	Transition detect. applied:	No
Points to test:	Based on Ic value	Ic cut-off value:	2.60	K_σ applied:	Yes
Earthquake magnitude M_w:	6.14	Unit weight calculation:	Based on SBT	Clay like behavior applied:	Sands only
Peak ground acceleration:	0.20	Use fill:	No	Limit depth applied:	Yes
Depth to water table (insitu):	3.00 m	Fill height:	N/A	Limit depth:	20.00 m

F.S. color scheme

- Almost certain it will liquefy
- Very likely to liquefy
- Liquefaction and no liq. are equally likely
- Unlike to liquefy
- Almost certain it will not liquefy

LPI color scheme

- Very high risk
- High risk
- Low risk

CPT basic interpretation plo

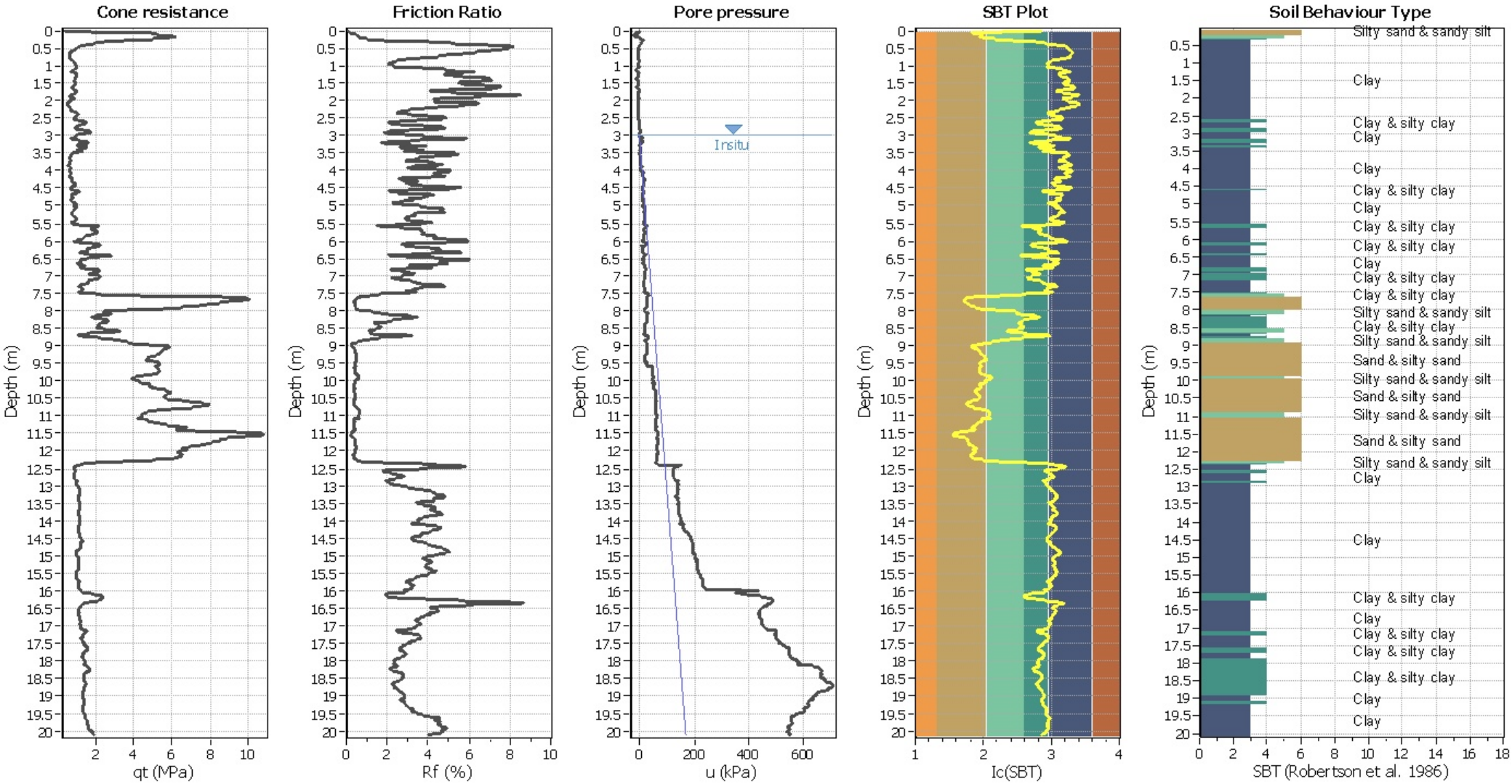

Input parameters and analysis data

Analysis method:	B&I (2014)	Depth to GWT (erthq.):	3.00 m	Fill weight:	N/A
Fines correction method:	B&I (2014)	Average results interval:	3	Transition detect. applied:	No
Points to test:	Based on Ic value	Ic cut-off value:	2.60	K_σ applied:	Yes
Earthquake magnitude M_w:	6.14	Unit weight calculation:	Based on SBT	Clay like behavior applied:	Sands only
Peak ground acceleration:	0.20	Use fill:	No	Limit depth applied:	Yes
Depth to water table (insitu):	3.00 m	Fill height:	N/A	Limit depth:	20.00 m

SBT legend

1. Sensitive fine grained
2. Organic material
3. Clay to silty clay
4. Clayey silt to silty clay
5. Silty sand to sandy silt
6. Clean sand to silty sand
7. Gravely sand to sand
8. Very stiff sand to clayey sand
9. Very stiff fine grained

Liquefaction analysis overall plot

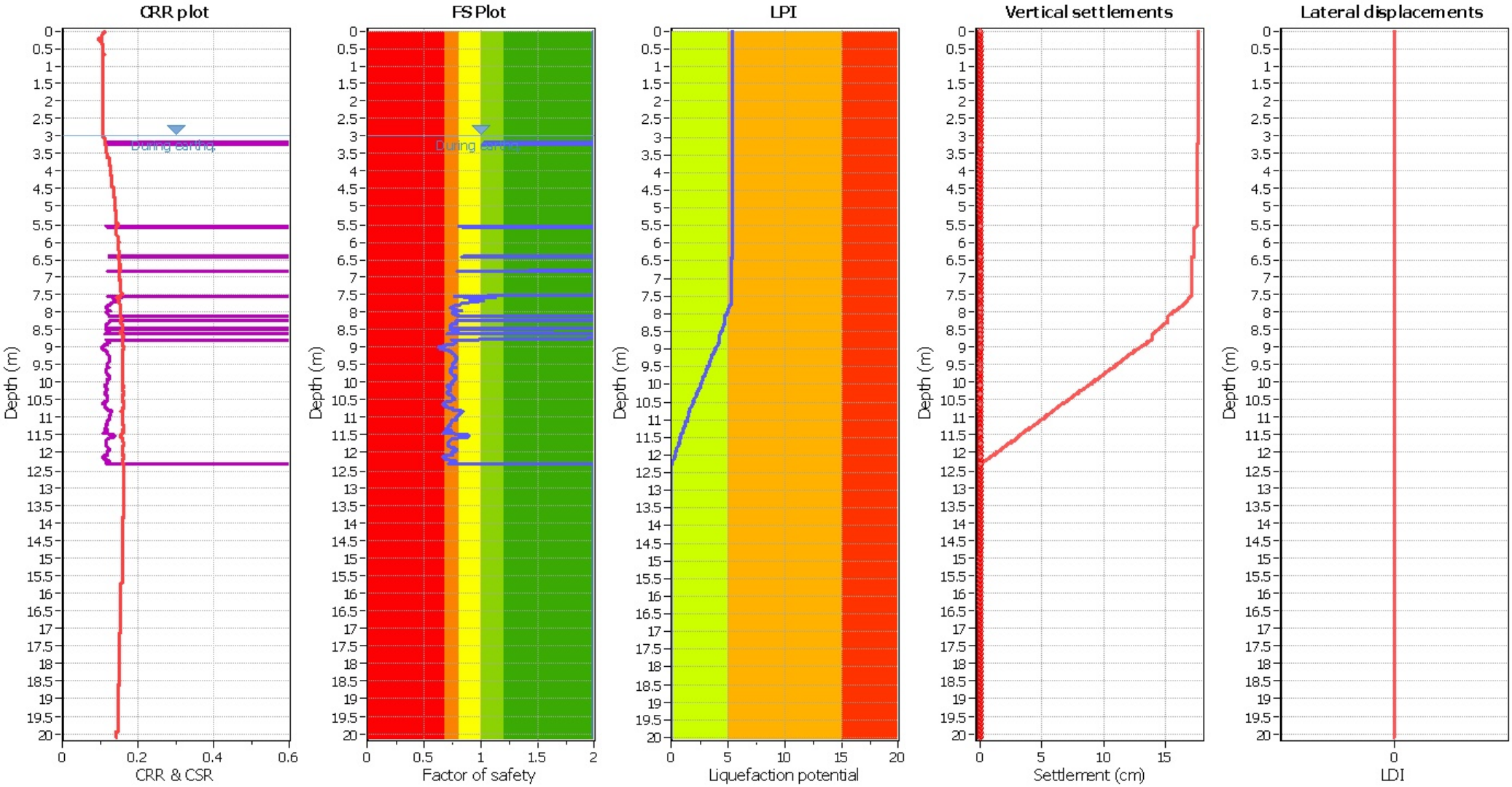

Input parameters and analysis data

Analysis method:	B&I (2014)	Depth to GWT (erthq.):	3.00 m	Fill weight:	N/A
Fines correction method:	B&I (2014)	Average results interval:	3	Transition detect. applied:	No
Points to test:	Based on Ic value	Ic cut-off value:	2.60	K_σ applied:	Yes
Earthquake magnitude M_w:	6.14	Unit weight calculation:	Based on SBT	Clay like behavior applied:	Sands only
Peak ground acceleration:	0.20	Use fill:	No	Limit depth applied:	Yes
Depth to water table (insitu):	3.00 m	Fill height:	N/A	Limit depth:	20.00 m

F.S. color scheme

- Almost certain it will liquefy
- Very likely to liquefy
- Liquefaction and no liq. are equally likely
- Unlike to liquefy
- Almost certain it will not liquefy

LPI color scheme

- Very high risk
- High risk
- Low risk

CPT basic interpretation plo

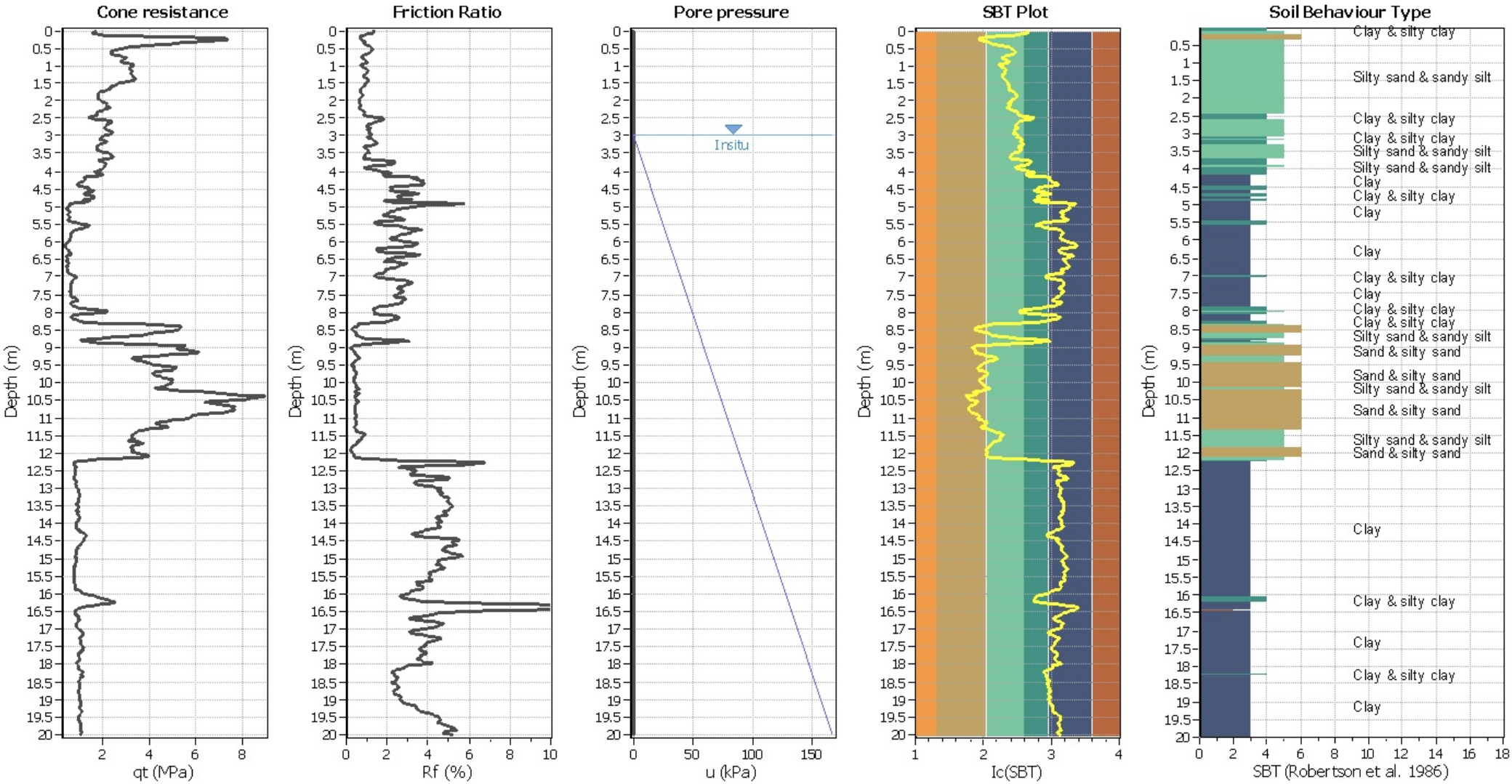

Input parameters and analysis data

Analysis method:	B&I (2014)	Depth to GWT (erthq.):	3.00 m	Fill weight:	N/A
Fines correction method:	B&I (2014)	Average results interval:	3	Transition detect. applied:	No
Points to test:	Based on Ic value	Ic cut-off value:	2.60	K_σ applied:	Yes
Earthquake magnitude M_w:	6.14	Unit weight calculation:	Based on SBT	Clay like behavior applied:	Sands only
Peak ground acceleration:	0.20	Use fill:	No	Limit depth applied:	Yes
Depth to water table (insitu):	3.00 m	Fill height:	N/A	Limit depth:	20.00 m

SBT legend

1. Sensitive fine grained
2. Organic material
3. Clay to silty clay
4. Clayey silt to silty clay
5. Silty sand to sandy silt
6. Clean sand to silty sand
7. Gravely sand to sand
8. Very stiff sand to clayey sand
9. Very stiff fine grained

Liquefaction analysis overall plot

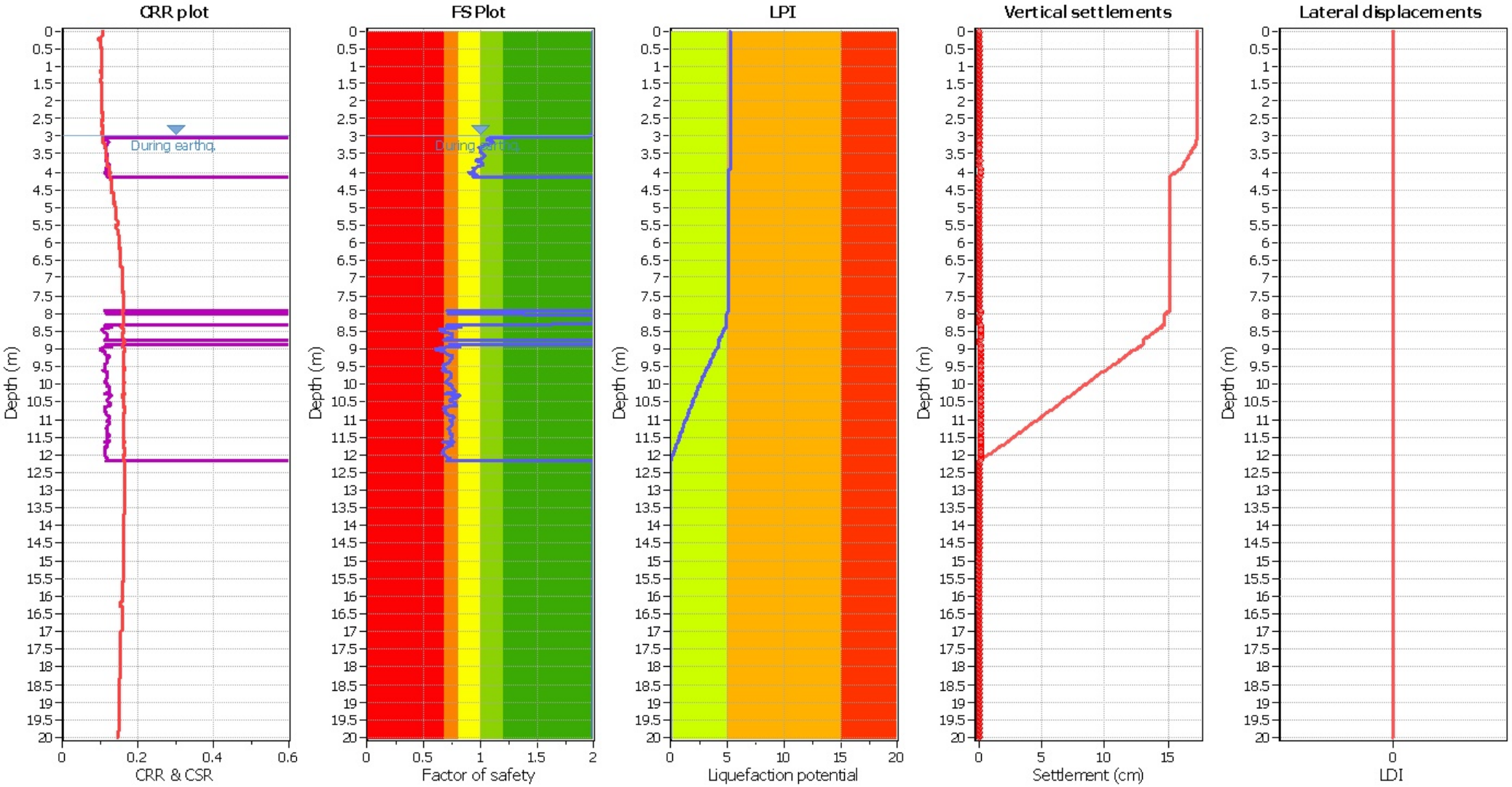

Input parameters and analysis data

Analysis method:	B&I (2014)	Depth to GWT (erthq.):	3.00 m	Fill weight:	N/A
Fines correction method:	B&I (2014)	Average results interval:	3	Transition detect. applied:	No
Points to test:	Based on Ic value	Ic cut-off value:	2.60	K_σ applied:	Yes
Earthquake magnitude M_w:	6.14	Unit weight calculation:	Based on SBT	Clay like behavior applied:	Sands only
Peak ground acceleration:	0.20	Use fill:	No	Limit depth applied:	Yes
Depth to water table (insitu):	3.00 m	Fill height:	N/A	Limit depth:	20.00 m

F.S. color scheme

- Almost certain it will liquefy
- Very likely to liquefy
- Liquefaction and no liq. are equally likely
- Unlike to liquefy
- Almost certain it will not liquefy

LPI color scheme

- Very high risk
- High risk
- Low risk

CPT basic interpretation plo

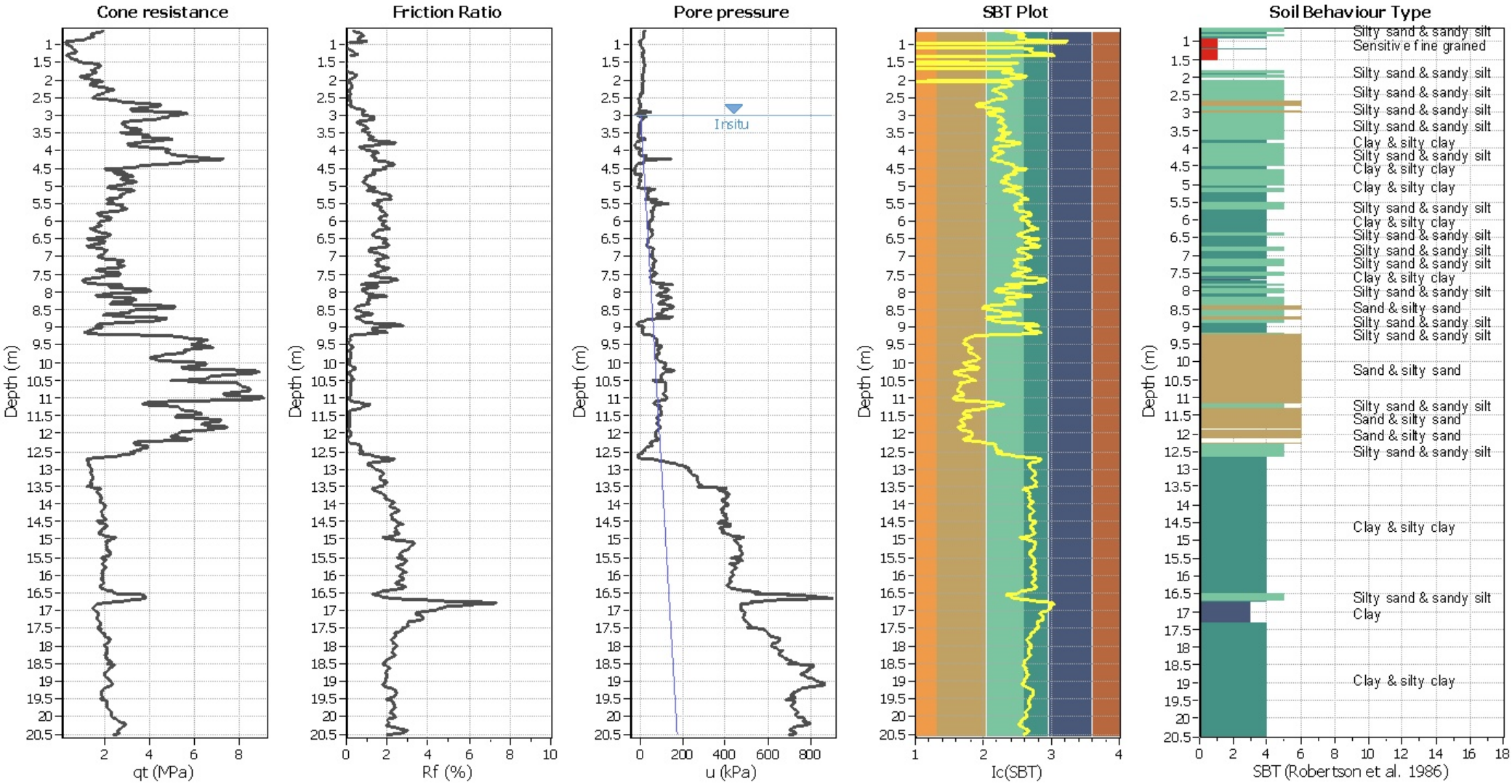

Input parameters and analysis data

Analysis method:	B&I (2014)	Depth to GWT (erthq.):	3.00 m	Fill weight:	N/A
Fines correction method:	B&I (2014)	Average results interval:	3	Transition detect. applied:	No
Points to test:	Based on Ic value	Ic cut-off value:	2.60	K_σ applied:	Yes
Earthquake magnitude M_w:	6.14	Unit weight calculation:	Based on SBT	Clay like behavior applied:	Sands only
Peak ground acceleration:	0.20	Use fill:	No	Limit depth applied:	Yes
Depth to water table (insitu):	3.00 m	Fill height:	N/A	Limit depth:	20.00 m

SBT legend

1. Sensitive fine grained
2. Organic material
3. Clay to silty clay
4. Clayey silt to silty clay
5. Silty sand to sandy silt
6. Clean sand to silty sand
7. Gravely sand to sand
8. Very stiff sand to clayey sand
9. Very stiff fine grained

Liquefaction analysis overall plot

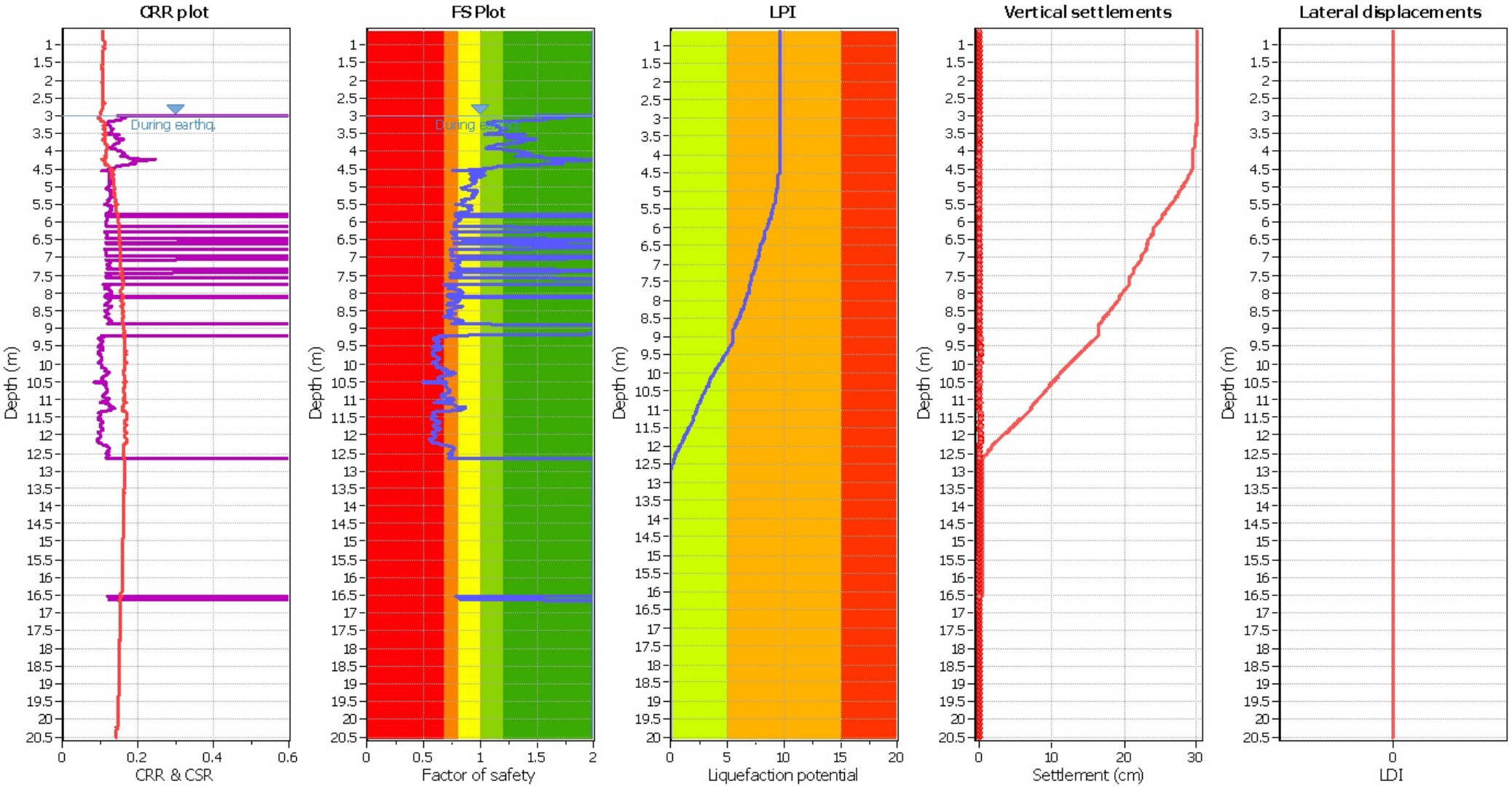

Input parameters and analysis data

Analysis method:	B&I (2014)	Depth to GWT (erthq.):	3.00 m	Fill weight:	N/A
Fines correction method:	B&I (2014)	Average results interval:	3	Transition detect. applied:	No
Points to test:	Based on Ic value	Ic cut-off value:	2.60	K_σ applied:	Yes
Earthquake magnitude M_w:	6.14	Unit weight calculation:	Based on SBT	Clay like behavior applied:	Sands only
Peak ground acceleration:	0.20	Use fill:	No	Limit depth applied:	Yes
Depth to water table (insitu):	3.00 m	Fill height:	N/A	Limit depth:	20.00 m

F.S. color scheme

- Almost certain it will liquefy
- Very likely to liquefy
- Liquefaction and no liq. are equally likely
- Unlike to liquefy
- Almost certain it will not liquefy

LPI color scheme

- Very high risk
- High risk
- Low risk

CPT basic interpretation plo

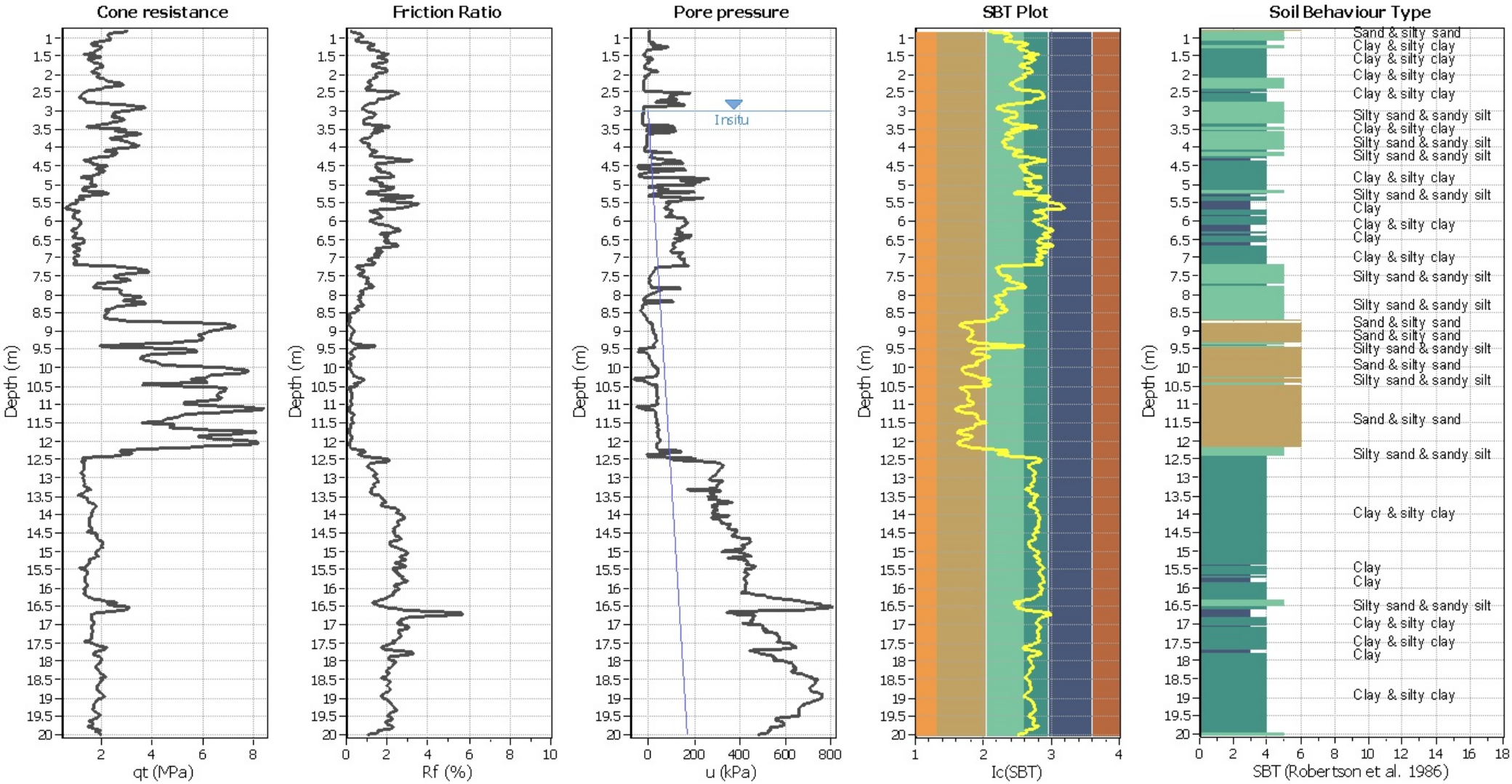

Input parameters and analysis data

Analysis method:	B&I (2014)	Depth to GWT (erthq.):	3.00 m	Fill weight:	N/A
Fines correction method:	B&I (2014)	Average results interval:	3	Transition detect. applied:	No
Points to test:	Based on Ic value	Ic cut-off value:	2.60	K_σ applied:	Yes
Earthquake magnitude M_w:	6.14	Unit weight calculation:	Based on SBT	Clay like behavior applied:	Sands only
Peak ground acceleration:	0.20	Use fill:	No	Limit depth applied:	Yes
Depth to water table (insitu):	3.00 m	Fill height:	N/A	Limit depth:	20.00 m

SBT legend

1. Sensitive fine grained
2. Organic material
3. Clay to silty clay
4. Clayey silt to silty clay
5. Silty sand to sandy silt
6. Clean sand to silty sand
7. Gravely sand to sand
8. Very stiff sand to clayey sand
9. Very stiff fine grained

Liquefaction analysis overall plot

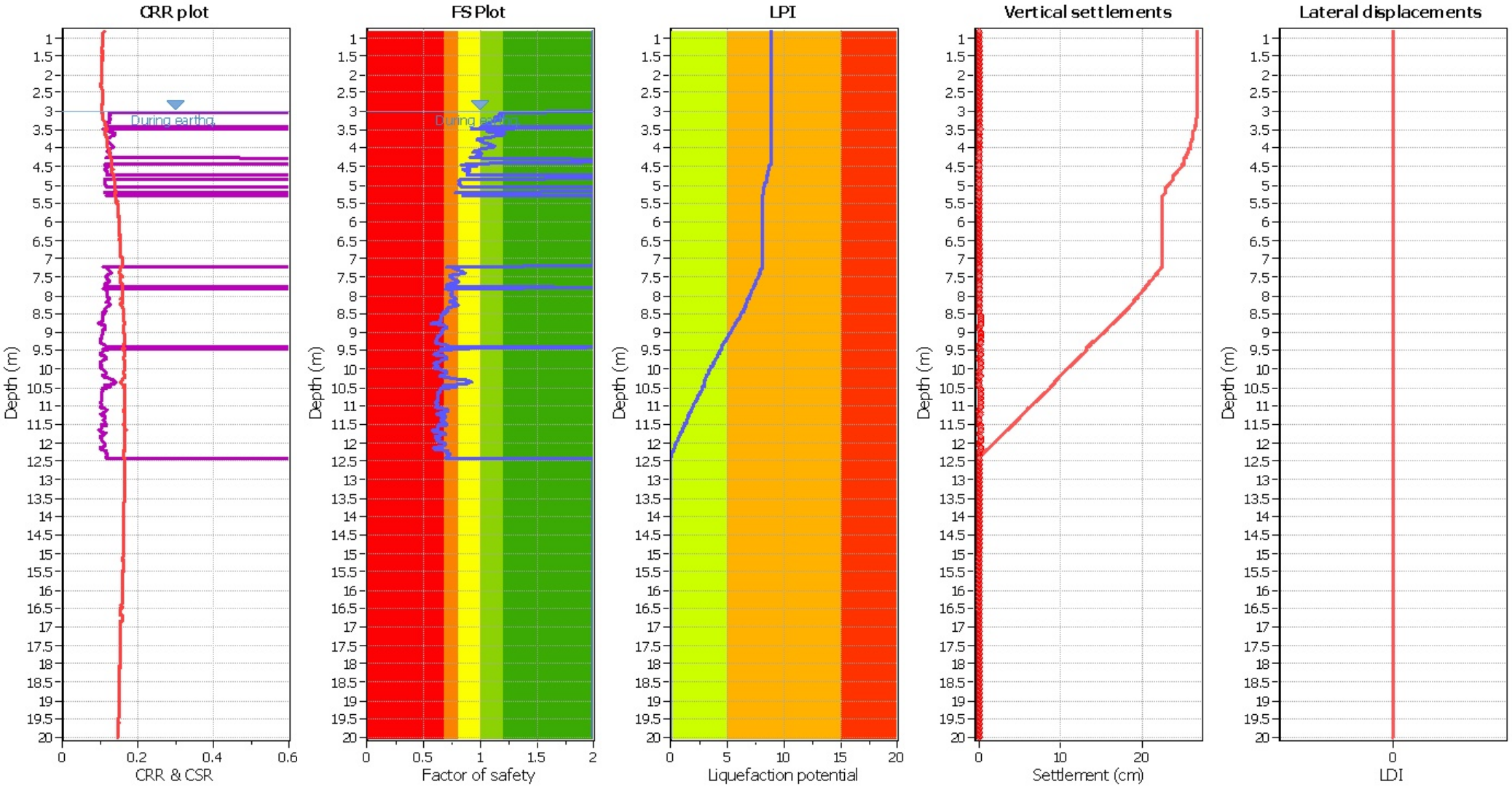

Input parameters and analysis data

Analysis method:	B&I (2014)	Depth to GWT (erthq.):	3.00 m	Fill weight:	N/A
Fines correction method:	B&I (2014)	Average results interval:	3	Transition detect. applied:	No
Points to test:	Based on Ic value	Ic cut-off value:	2.60	K_σ applied:	Yes
Earthquake magnitude M_w:	6.14	Unit weight calculation:	Based on SBT	Clay like behavior applied:	Sands only
Peak ground acceleration:	0.20	Use fill:	No	Limit depth applied:	Yes
Depth to water table (insitu):	3.00 m	Fill height:	N/A	Limit depth:	20.00 m

F.S. color scheme

- Almost certain it will liquefy
- Very likely to liquefy
- Liquefaction and no liq. are equally likely
- Unlike to liquefy
- Almost certain it will not liquefy

LPI color scheme

- Very high risk
- High risk
- Low risk

CPT basic interpretation plo

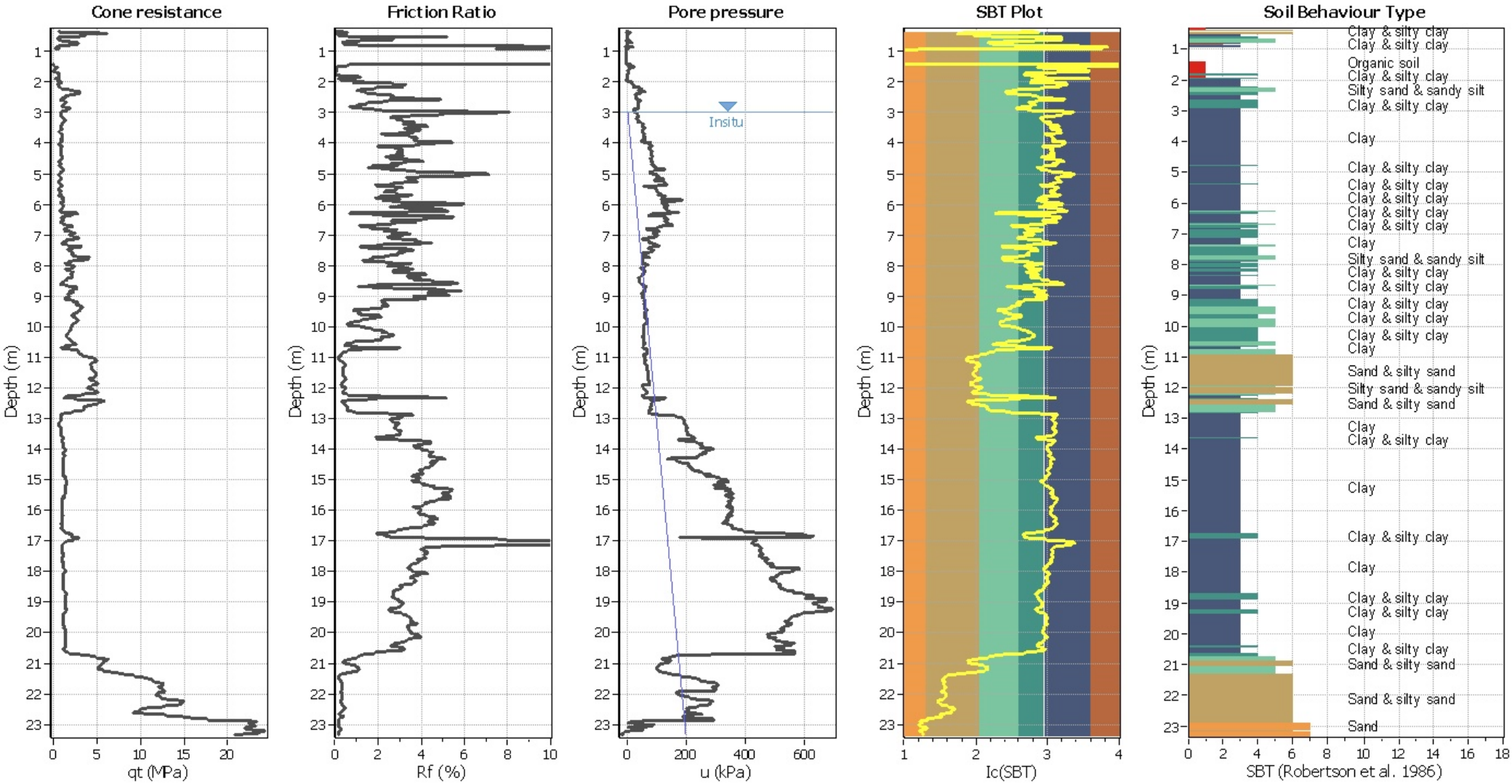

Input parameters and analysis data

Analysis method:	B&I (2014)	Depth to GWT (erthq.):	3.00 m	Fill weight:	N/A
Fines correction method:	B&I (2014)	Average results interval:	3	Transition detect. applied:	No
Points to test:	Based on Ic value	Ic cut-off value:	2.60	K_σ applied:	Yes
Earthquake magnitude M_w:	6.14	Unit weight calculation:	Based on SBT	Clay like behavior applied:	Sands only
Peak ground acceleration:	0.20	Use fill:	No	Limit depth applied:	Yes
Depth to water table (insitu):	3.00 m	Fill height:	N/A	Limit depth:	20.00 m

SBT legend

1. Sensitive fine grained
2. Organic material
3. Clay to silty clay
4. Clayey silt to silty clay
5. Silty sand to sandy silt
6. Clean sand to silty sand
7. Gravely sand to sand
8. Very stiff sand to clayey sand
9. Very stiff fine grained

Liquefaction analysis overall plot

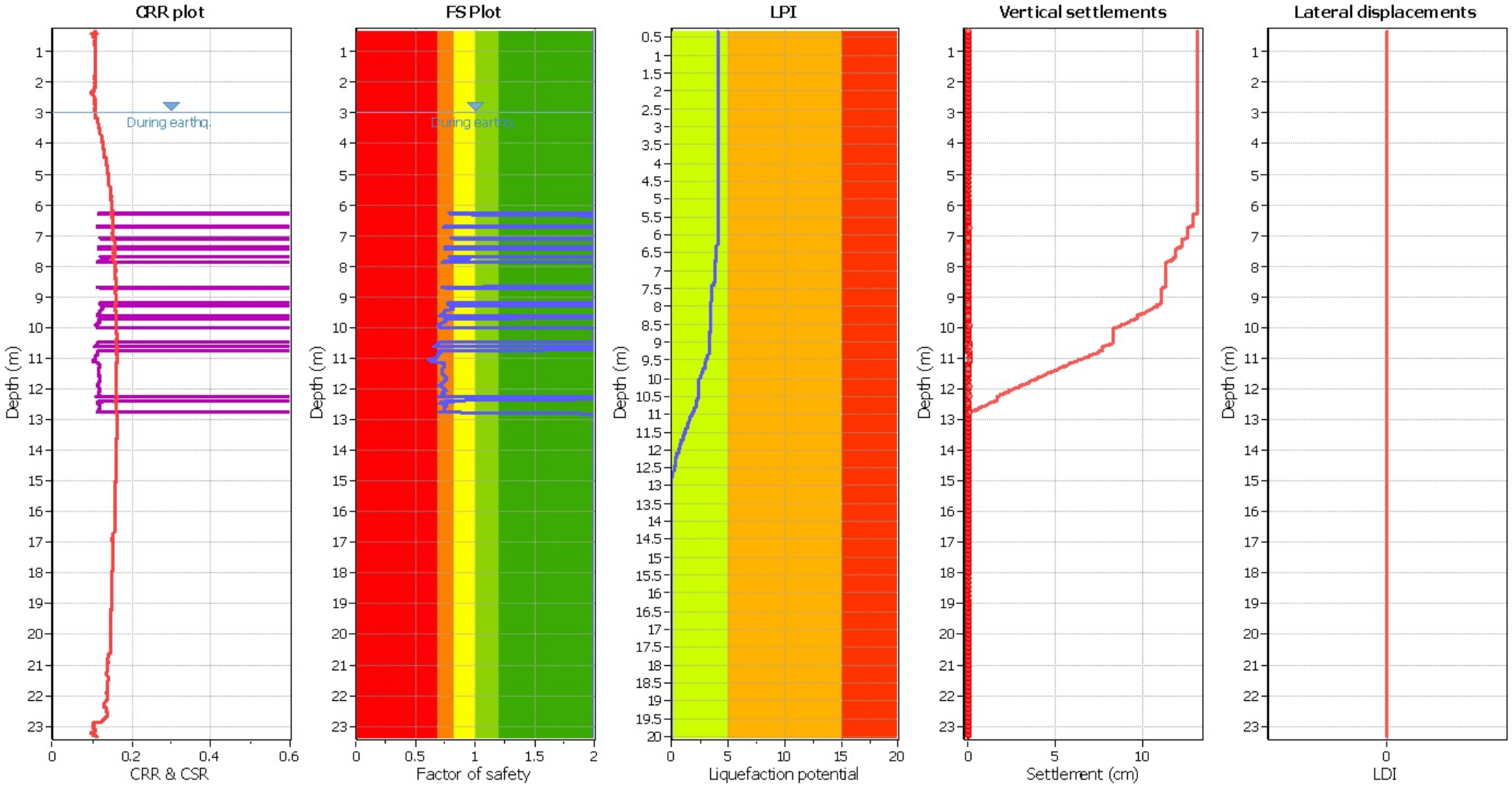

Input parameters and analysis data

Analysis method:	B&I (2014)	Depth to GWT (erthq.):	3.00 m	Fill weight:	N/A
Fines correction method:	B&I (2014)	Average results interval:	3	Transition detect. applied:	No
Points to test:	Based on Ic value	Ic cut-off value:	2.60	K_σ applied:	Yes
Earthquake magnitude M_w:	6.14	Unit weight calculation:	Based on SBT	Clay like behavior applied:	Sands only
Peak ground acceleration:	0.20	Use fill:	No	Limit depth applied:	Yes
Depth to water table (insitu):	3.00 m	Fill height:	N/A	Limit depth:	20.00 m

F.S. color scheme

- Almost certain it will liquefy
- Very likely to liquefy
- Liquefaction and no liq. are equally likely
- Unlike to liquefy
- Almost certain it will not liquefy

LPI color scheme

- Very high risk
- High risk
- Low risk

CPT basic interpretation plo

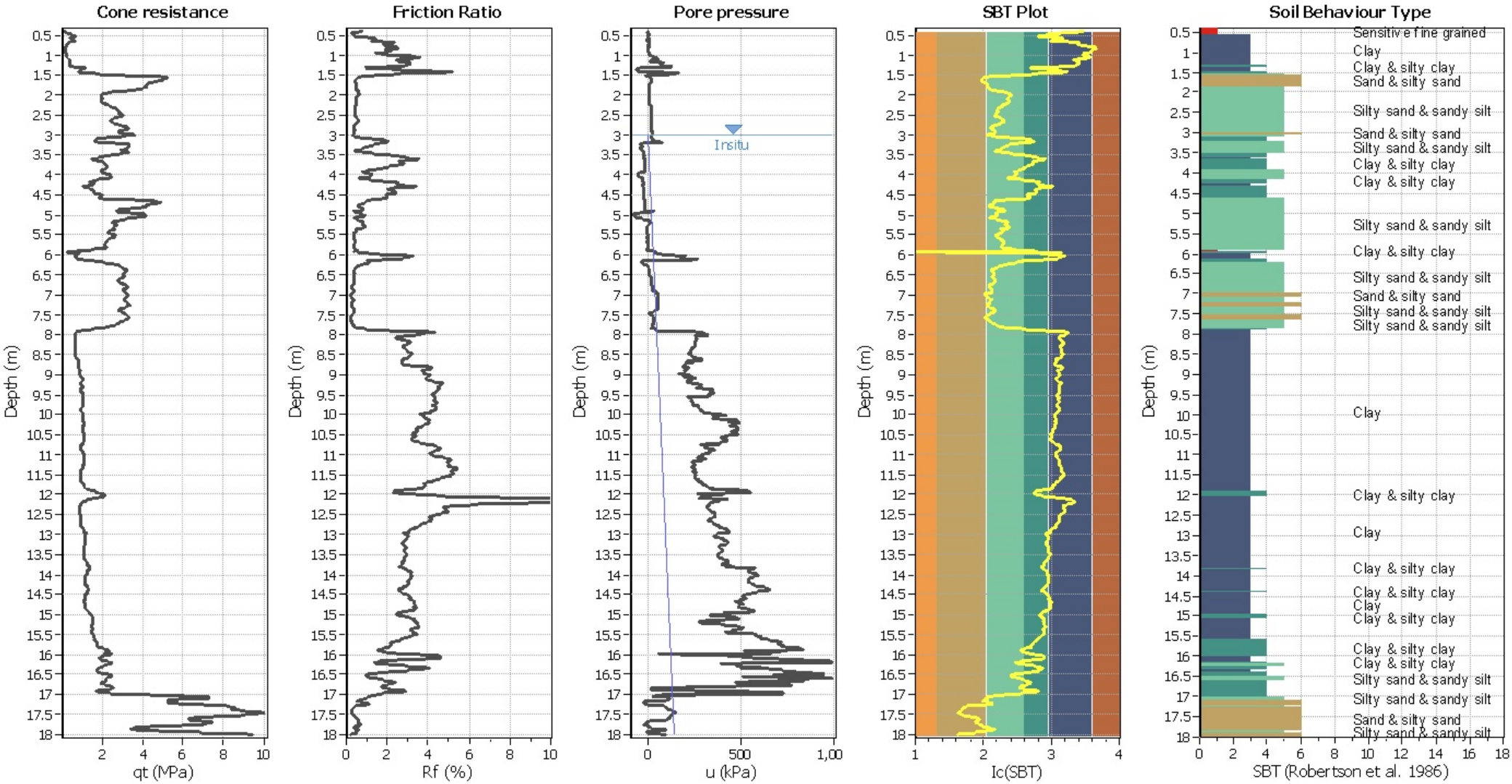

Input parameters and analysis data

Analysis method:	B&I (2014)	Depth to GWT (erthq.):	3.00 m	Fill weight:	N/A
Fines correction method:	B&I (2014)	Average results interval:	3	Transition detect. applied:	No
Points to test:	Based on Ic value	Ic cut-off value:	2.60	K_σ applied:	Yes
Earthquake magnitude M_w:	6.14	Unit weight calculation:	Based on SBT	Clay like behavior applied:	Sands only
Peak ground acceleration:	0.20	Use fill:	No	Limit depth applied:	Yes
Depth to water table (insitu):	3.00 m	Fill height:	N/A	Limit depth:	20.00 m

SBT legend

1. Sensitive fine grained
2. Organic material
3. Clay to silty clay
4. Clayey silt to silty clay
5. Silty sand to sandy silt
6. Clean sand to silty sand
7. Gravely sand to sand
8. Very stiff sand to clayey sand
9. Very stiff fine grained

Liquefaction analysis overall plot

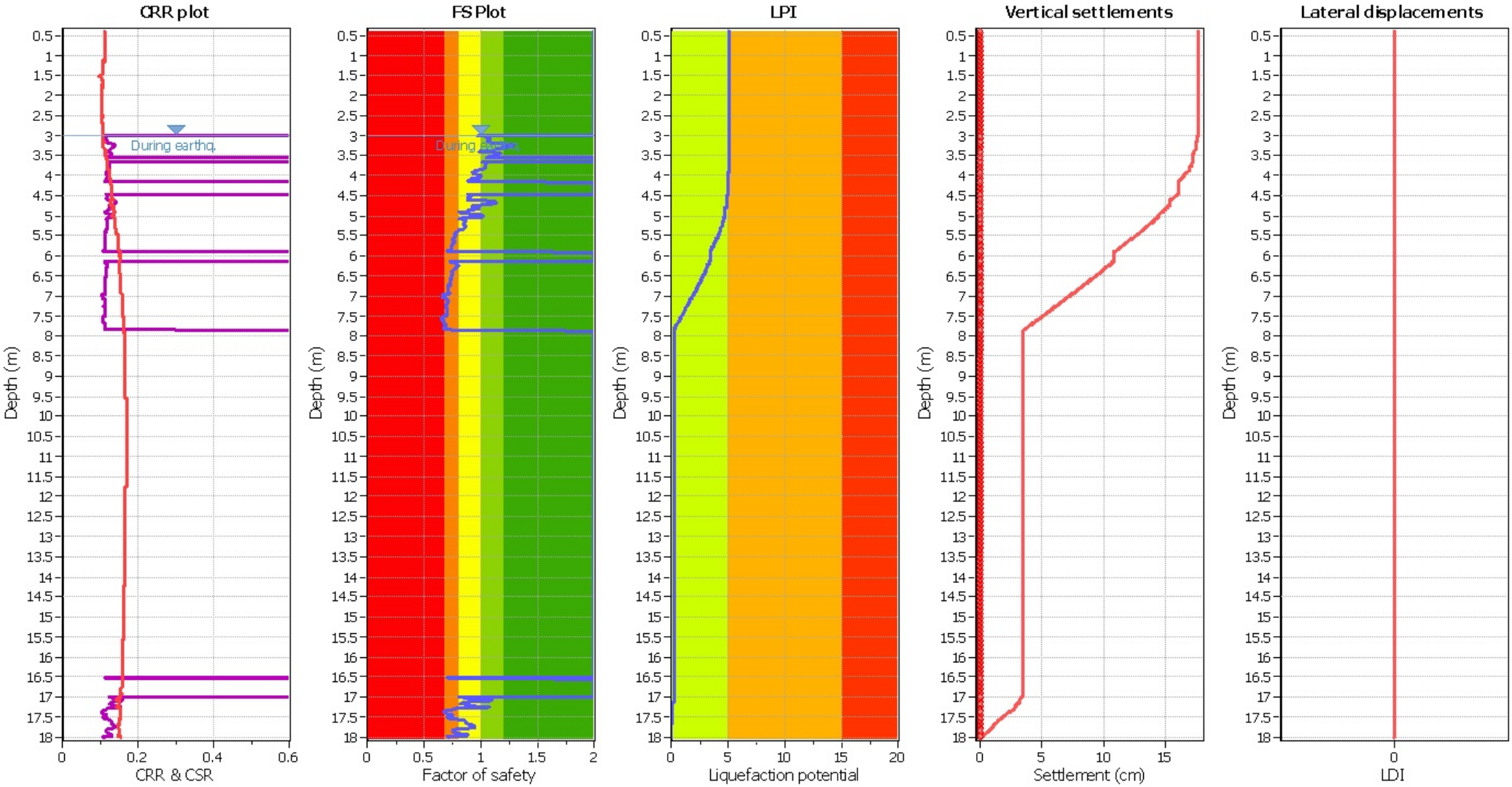

Input parameters and analysis data

Analysis method:	B&I (2014)	Depth to GWT (erthq.):	3.00 m	Fill weight:	N/A
Fines correction method:	B&I (2014)	Average results interval:	3	Transition detect. applied:	No
Points to test:	Based on Ic value	Ic cut-off value:	2.60	K_σ applied:	Yes
Earthquake magnitude M_w:	6.14	Unit weight calculation:	Based on SBT	Clay like behavior applied:	Sands only
Peak ground acceleration:	0.20	Use fill:	No	Limit depth applied:	Yes
Depth to water table (insitu):	3.00 m	Fill height:	N/A	Limit depth:	20.00 m

F.S. color scheme

- Almost certain it will liquefy
- Very likely to liquefy
- Liquefaction and no liq. are equally likely
- Unlike to liquefy
- Almost certain it will not liquefy

LPI color scheme

- Very high risk
- High risk
- Low risk

CPT basic interpretation plo

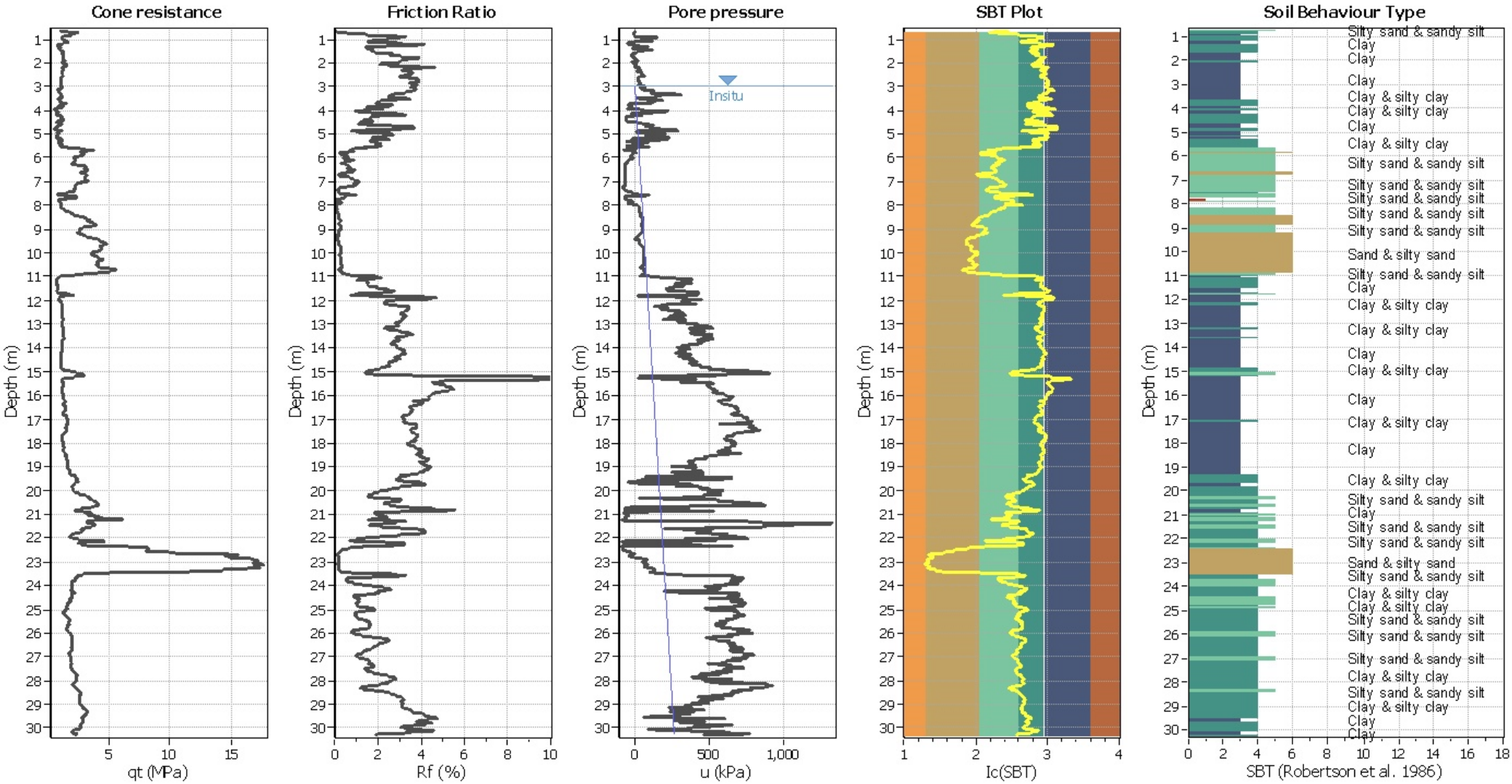

Input parameters and analysis data

Analysis method:	B&I (2014)	Depth to GWT (erthq.):	3.00 m	Fill weight:	N/A
Fines correction method:	B&I (2014)	Average results interval:	3	Transition detect. applied:	No
Points to test:	Based on Ic value	Ic cut-off value:	2.60	K_σ applied:	Yes
Earthquake magnitude M_w:	6.14	Unit weight calculation:	Based on SBT	Clay like behavior applied:	Sands only
Peak ground acceleration:	0.20	Use fill:	No	Limit depth applied:	Yes
Depth to water table (insitu):	3.00 m	Fill height:	N/A	Limit depth:	20.00 m

SBT legend

1. Sensitive fine grained
2. Organic material
3. Clay to silty clay
4. Clayey silt to silty clay
5. Silty sand to sandy silt
6. Clean sand to silty sand
7. Gravely sand to sand
8. Very stiff sand to clayey sand
9. Very stiff fine grained

Liquefaction analysis overall plot

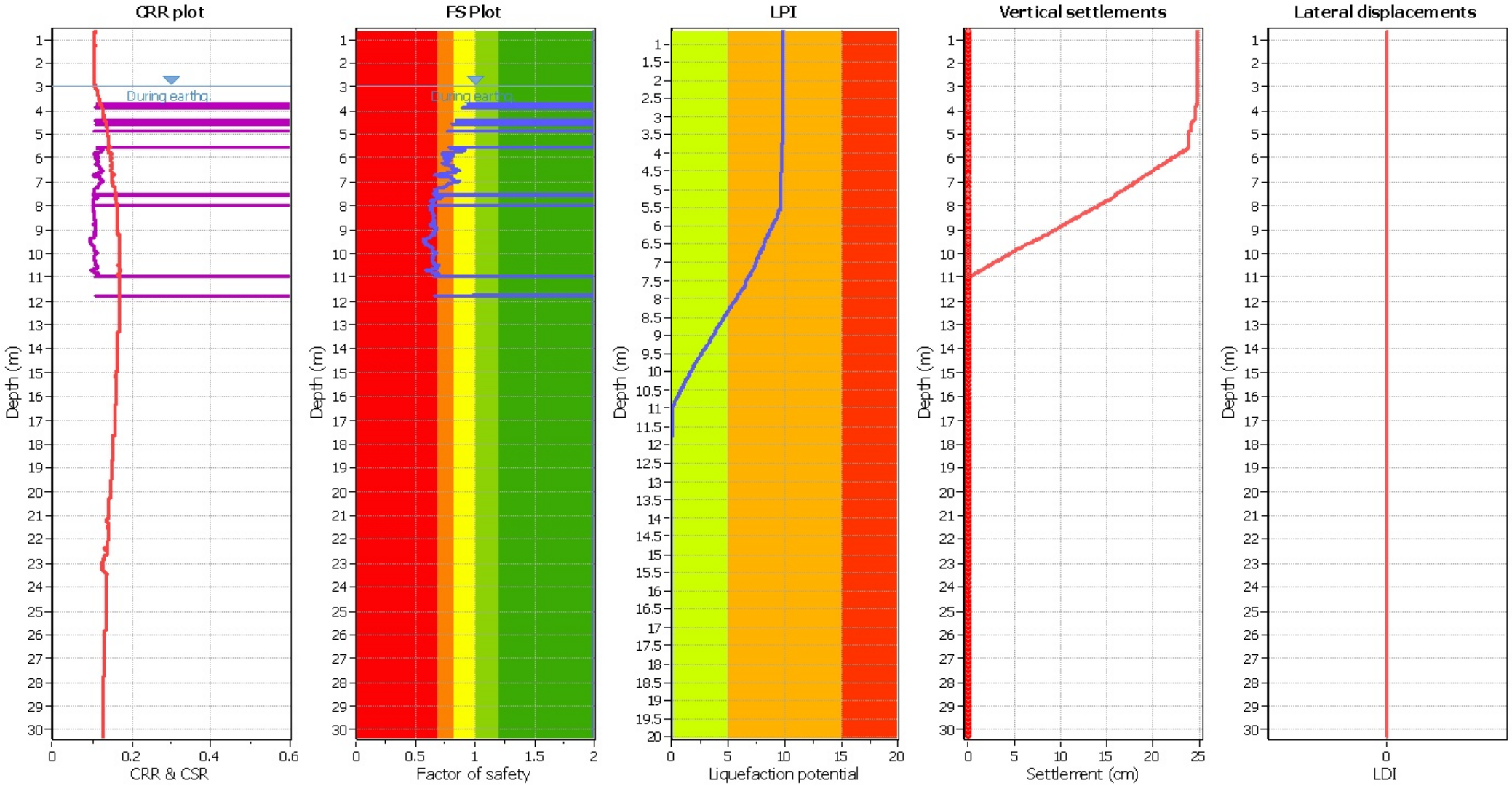

Input parameters and analysis data

Analysis method:	B&I (2014)	Depth to GWT (erthq.):	3.00 m	Fill weight:	N/A
Fines correction method:	B&I (2014)	Average results interval:	3	Transition detect. applied:	No
Points to test:	Based on Ic value	Ic cut-off value:	2.60	K_σ applied:	Yes
Earthquake magnitude M_w:	6.14	Unit weight calculation:	Based on SBT	Clay like behavior applied:	Sands only
Peak ground acceleration:	0.20	Use fill:	No	Limit depth applied:	Yes
Depth to water table (insitu):	3.00 m	Fill height:	N/A	Limit depth:	20.00 m

F.S. color scheme

- Almost certain it will liquefy
- Very likely to liquefy
- Liquefaction and no liq. are equally likely
- Unlike to liquefy
- Almost certain it will not liquefy

LPI color scheme

- Very high risk
- High risk
- Low risk

CPT basic interpretation plo

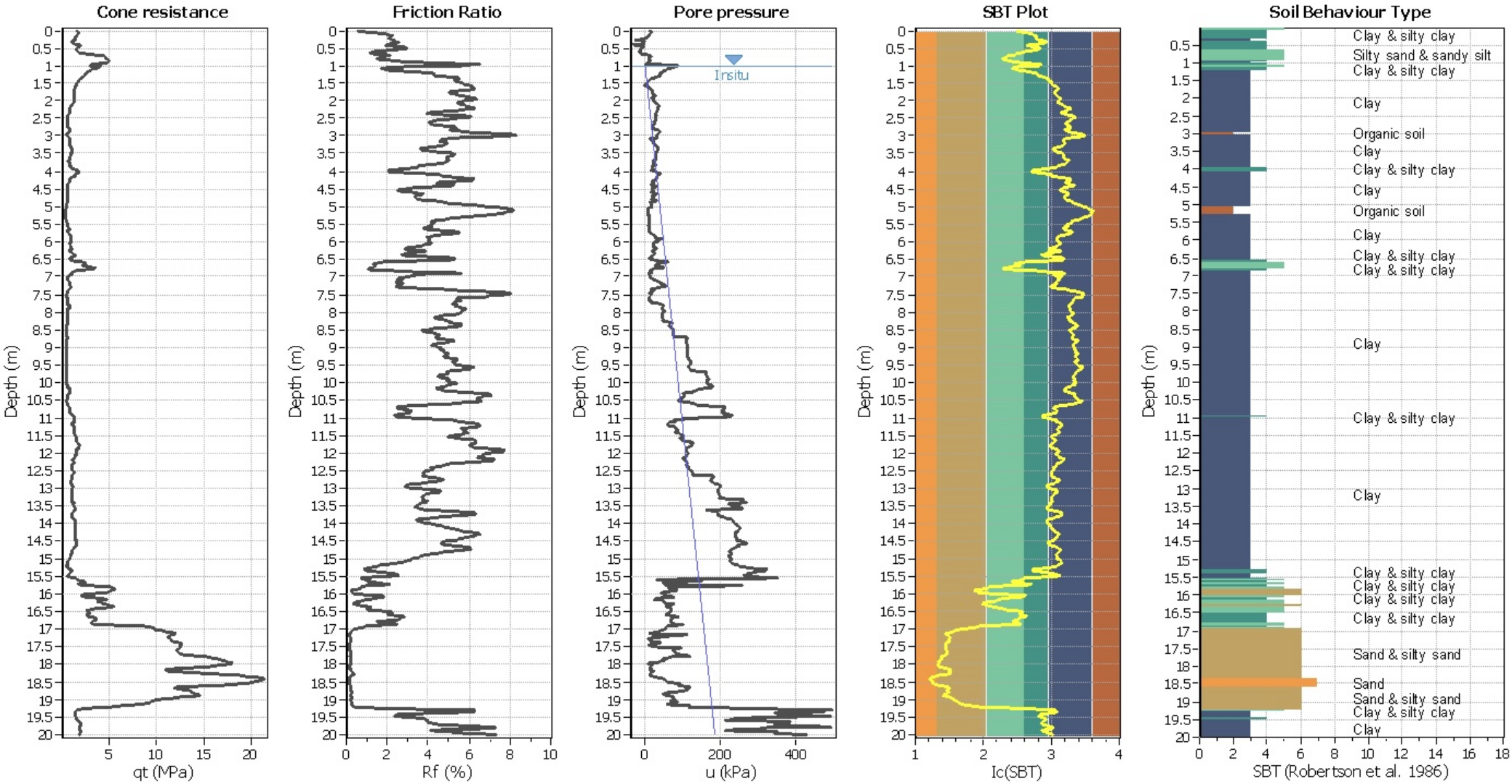

Input parameters and analysis data

Analysis method:	B&I (2014)	Depth to GWT (erthq.):	1.00 m	Fill weight:	N/A
Fines correction method:	B&I (2014)	Average results interval:	3	Transition detect. applied:	No
Points to test:	Based on Ic value	Ic cut-off value:	2.60	K_σ applied:	Yes
Earthquake magnitude M_w:	6.14	Unit weight calculation:	Based on SBT	Clay like behavior applied:	Sands only
Peak ground acceleration:	0.20	Use fill:	No	Limit depth applied:	Yes
Depth to water table (insitu):	1.00 m	Fill height:	N/A	Limit depth:	20.00 m

SBT legend

1. Sensitive fine grained	4. Clayey silt to silty clay	7. Gravely sand to sand
2. Organic material	5. Silty sand to sandy silt	8. Very stiff sand to clayey sand
3. Clay to silty clay	6. Clean sand to silty sand	9. Very stiff fine grained

Liquefaction analysis overall plot

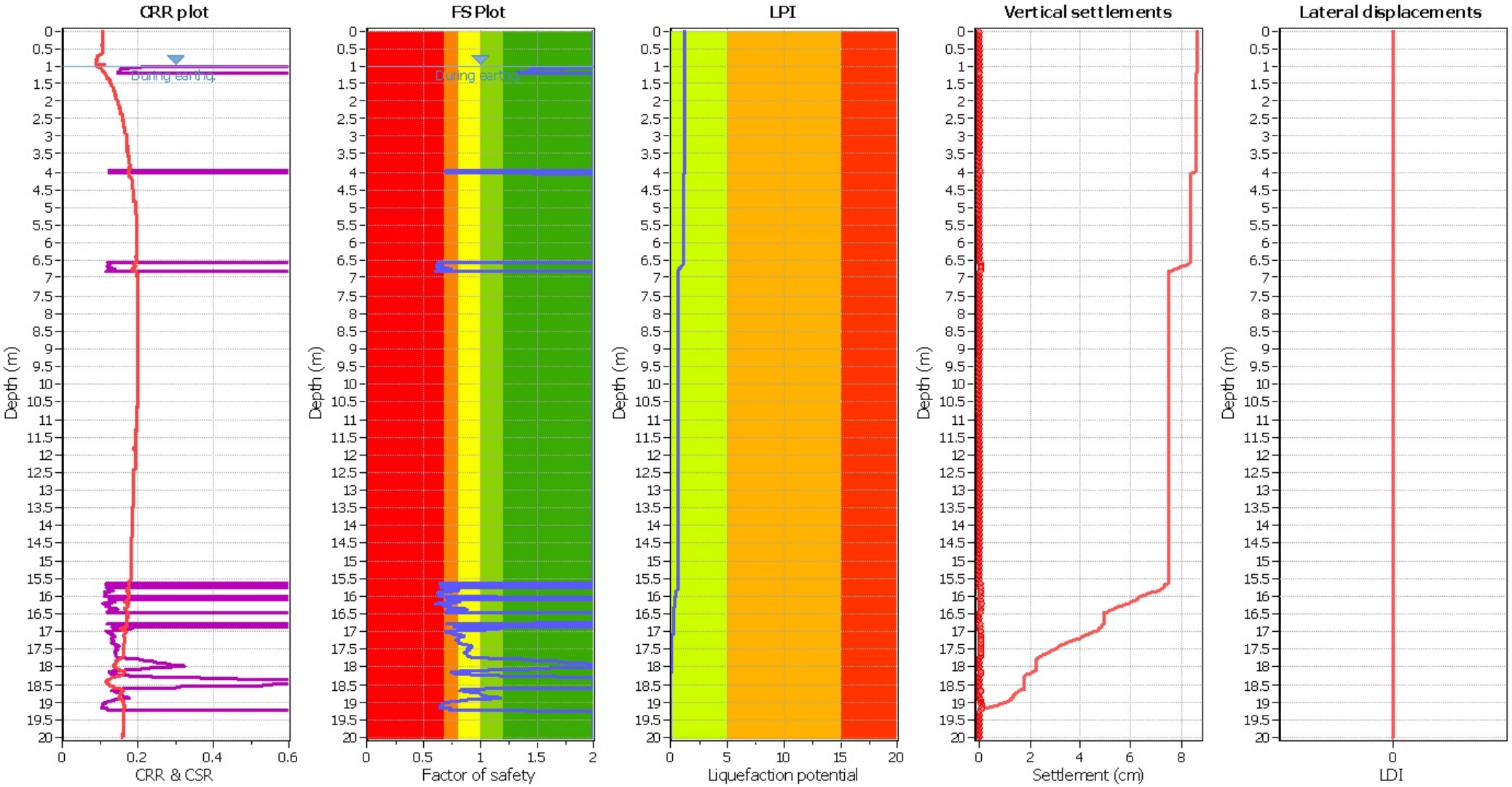

Input parameters and analysis data

Analysis method:	B&I (2014)	Depth to GWT (erthq.):	1.00 m	Fill weight:	N/A
Fines correction method:	B&I (2014)	Average results interval:	3	Transition detect. applied:	No
Points to test:	Based on Ic value	Ic cut-off value:	2.60	K_σ applied:	Yes
Earthquake magnitude M_w:	6.14	Unit weight calculation:	Based on SBT	Clay like behavior applied:	Sands only
Peak ground acceleration:	0.20	Use fill:	No	Limit depth applied:	Yes
Depth to water table (insitu):	1.00 m	Fill height:	N/A	Limit depth:	20.00 m

F.S. color scheme

- Almost certain it will liquefy
- Very likely to liquefy
- Liquefaction and no liq. are equally likely
- Unlike to liquefy
- Almost certain it will not liquefy

LPI color scheme

- Very high risk
- High risk
- Low risk

CPT basic interpretation plo

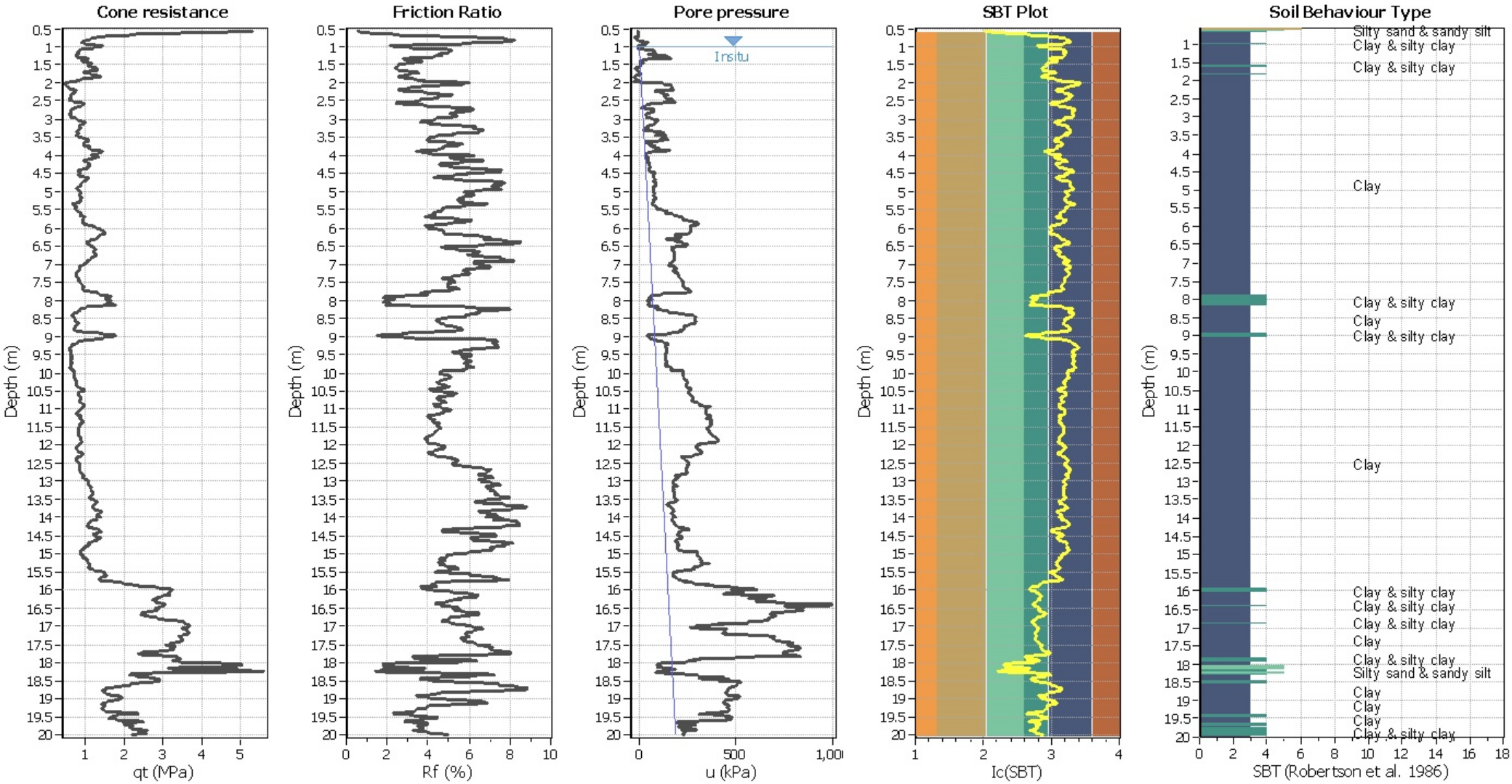

Input parameters and analysis data

Analysis method:	B&I (2014)	Depth to GWT (erthq.):	1.00 m	Fill weight:	N/A
Fines correction method:	B&I (2014)	Average results interval:	3	Transition detect. applied:	No
Points to test:	Based on Ic value	Ic cut-off value:	2.60	K_σ applied:	Yes
Earthquake magnitude M_w:	6.14	Unit weight calculation:	Based on SBT	Clay like behavior applied:	Sands only
Peak ground acceleration:	0.20	Use fill:	No	Limit depth applied:	Yes
Depth to water table (insitu):	1.00 m	Fill height:	N/A	Limit depth:	20.00 m

SBT legend

1. Sensitive fine grained
2. Organic material
3. Clay to silty clay
4. Clayey silt to silty clay
5. Silty sand to sandy silt
6. Clean sand to silty sand
7. Gravely sand to sand
8. Very stiff sand to clayey sand
9. Very stiff fine grained

Liquefaction analysis overall plot

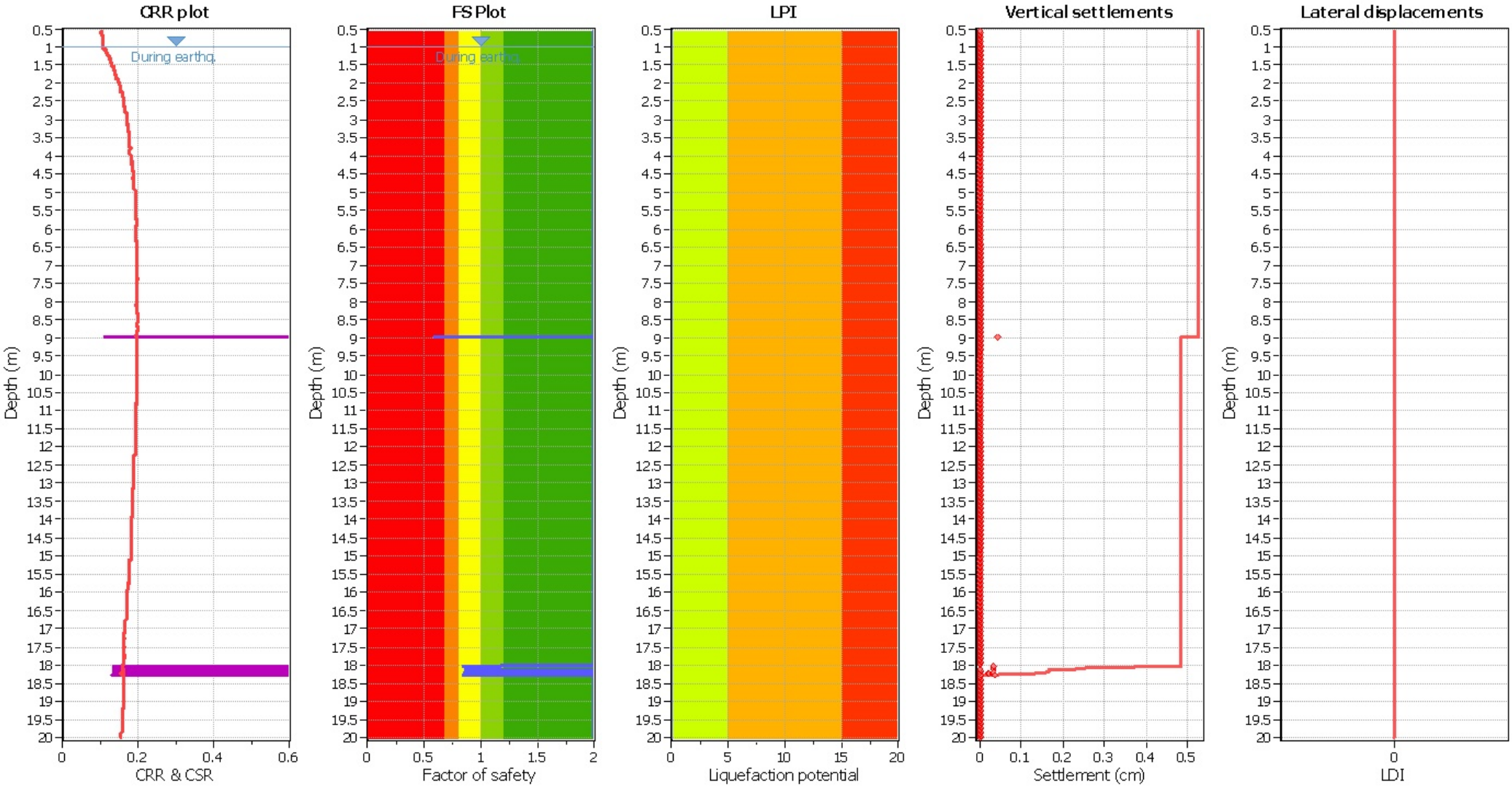

Input parameters and analysis data

Analysis method:	B&I (2014)	Depth to GWT (erthq.):	1.00 m	Fill weight:	N/A
Fines correction method:	B&I (2014)	Average results interval:	3	Transition detect. applied:	No
Points to test:	Based on Ic value	Ic cut-off value:	2.60	K_σ applied:	Yes
Earthquake magnitude M_w:	6.14	Unit weight calculation:	Based on SBT	Clay like behavior applied:	Sands only
Peak ground acceleration:	0.20	Use fill:	No	Limit depth applied:	Yes
Depth to water table (insitu):	1.00 m	Fill height:	N/A	Limit depth:	20.00 m

F.S. color scheme

- Almost certain it will liquefy
- Very likely to liquefy
- Liquefaction and no liq. are equally likely
- Unlike to liquefy
- Almost certain it will not liquefy

LPI color scheme

- Very high risk
- High risk
- Low risk

CPT basic interpretation plo

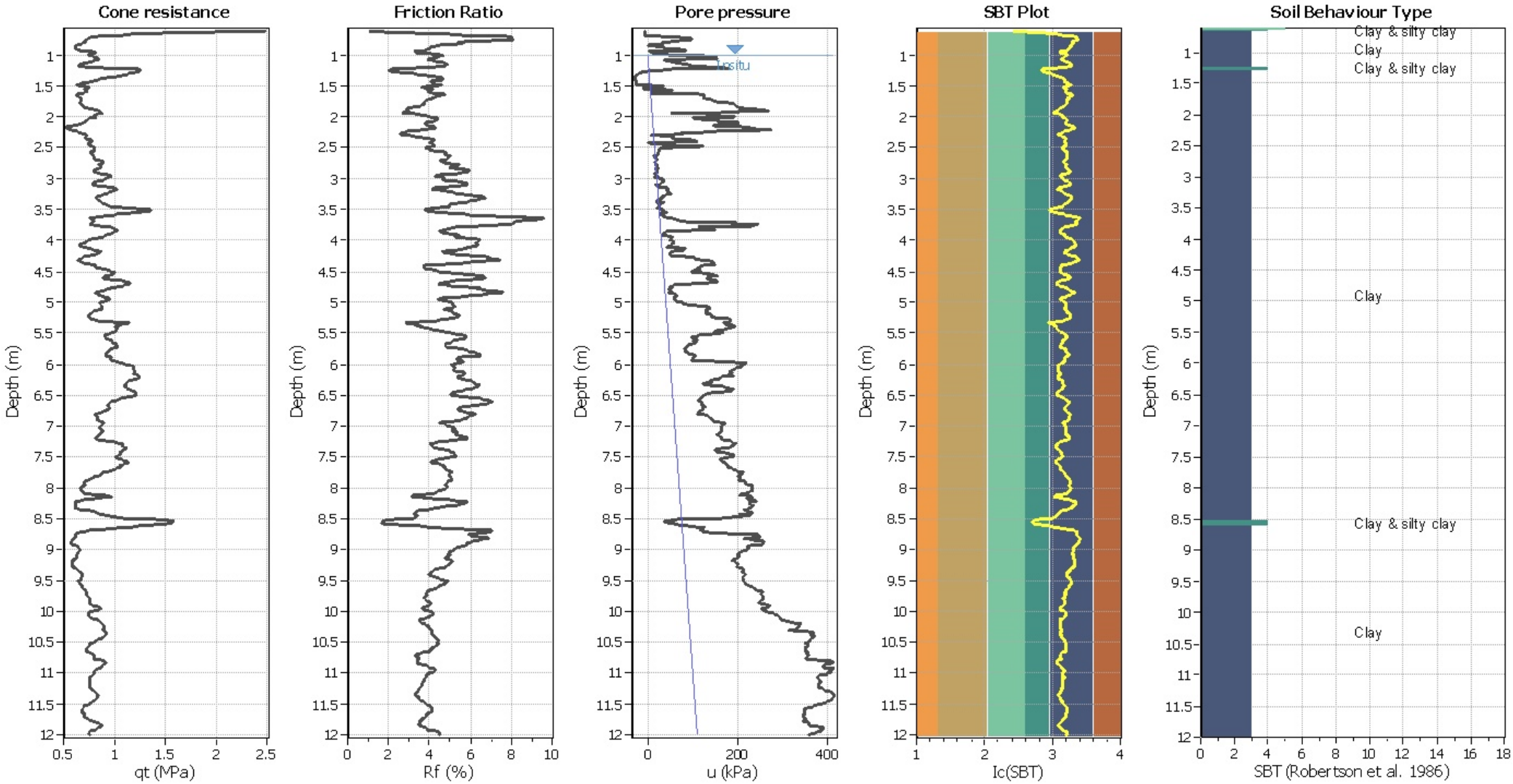

Input parameters and analysis data

Analysis method:	B&I (2014)	Depth to GWT (erthq.):	1.00 m	Fill weight:	N/A
Fines correction method:	B&I (2014)	Average results interval:	3	Transition detect. applied:	No
Points to test:	Based on Ic value	Ic cut-off value:	2.60	K_σ applied:	Yes
Earthquake magnitude M_w:	6.14	Unit weight calculation:	Based on SBT	Clay like behavior applied:	Sands only
Peak ground acceleration:	0.20	Use fill:	No	Limit depth applied:	Yes
Depth to water table (insitu):	1.00 m	Fill height:	N/A	Limit depth:	20.00 m

SBT legend

1. Sensitive fine grained
2. Organic material
3. Clay to silty clay
4. Clayey silt to silty clay
5. Silty sand to sandy silt
6. Clean sand to silty sand
7. Gravely sand to sand
8. Very stiff sand to clayey sand
9. Very stiff fine grained

Liquefaction analysis overall plot

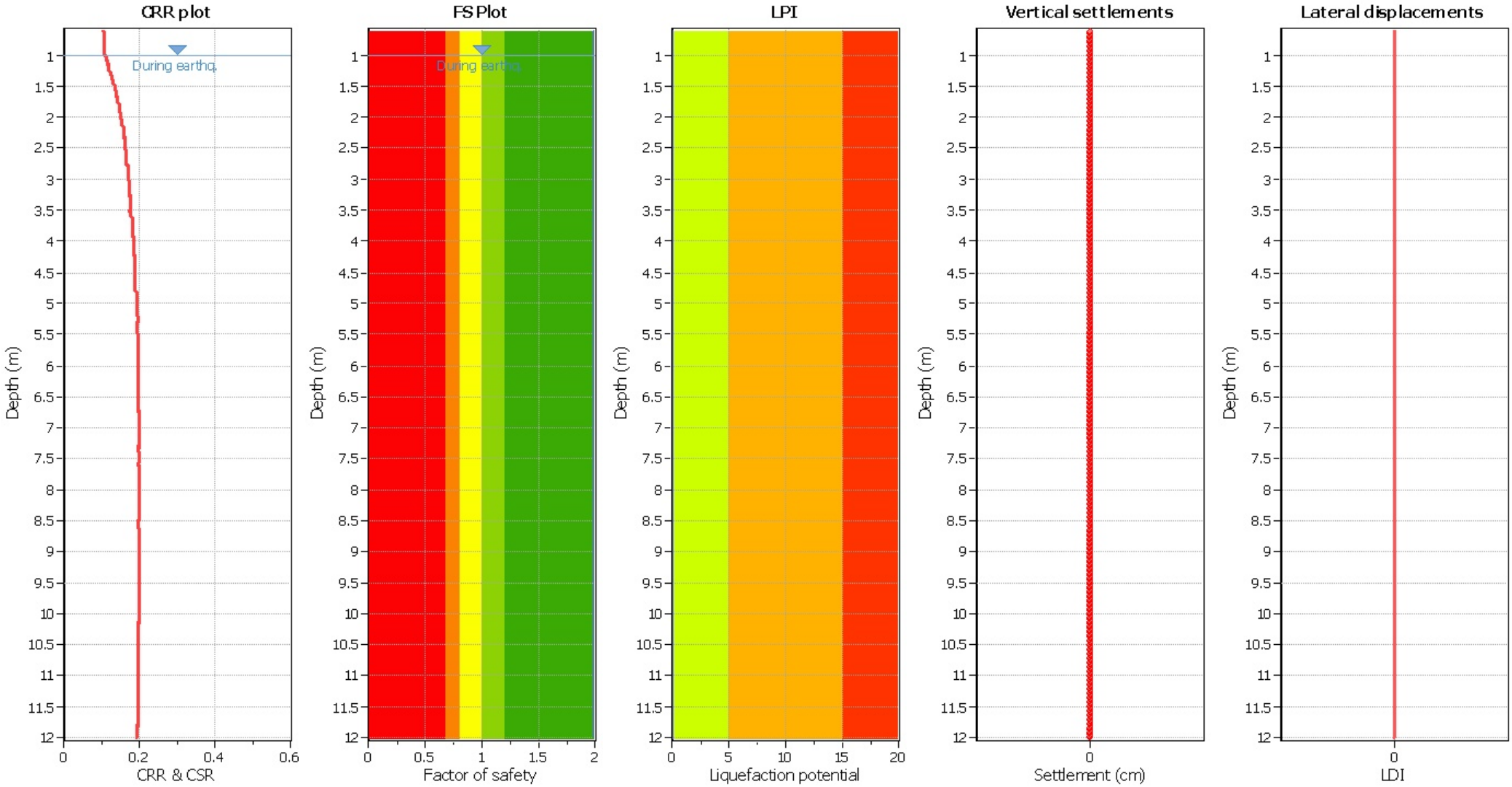

Input parameters and analysis data

Analysis method:	B&I (2014)	Depth to GWT (erthq.):	1.00 m	Fill weight:	N/A
Fines correction method:	B&I (2014)	Average results interval:	3	Transition detect. applied:	No
Points to test:	Based on Ic value	Ic cut-off value:	2.60	K_σ applied:	Yes
Earthquake magnitude M_w:	6.14	Unit weight calculation:	Based on SBT	Clay like behavior applied:	Sands only
Peak ground acceleration:	0.20	Use fill:	No	Limit depth applied:	Yes
Depth to water table (insitu):	1.00 m	Fill height:	N/A	Limit depth:	20.00 m

F.S. color scheme

- Almost certain it will liquefy
- Very likely to liquefy
- Liquefaction and no liq. are equally likely
- Unlike to liquefy
- Almost certain it will not liquefy

LPI color scheme

- Very high risk
- High risk
- Low risk

CPT basic interpretation plo

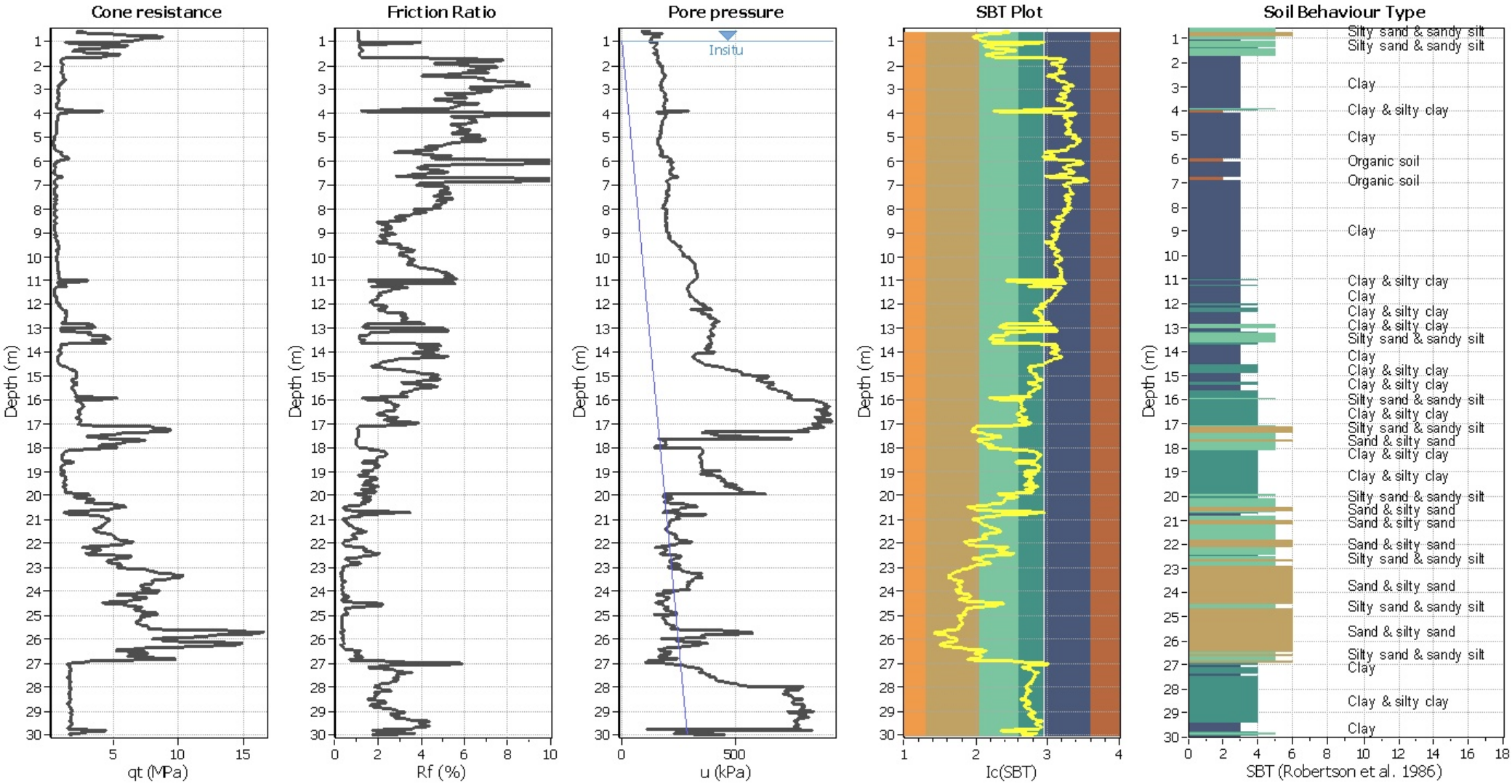

Input parameters and analysis data

Analysis method:	B&I (2014)	Depth to GWT (erthq.):	1.00 m	Fill weight:	N/A
Fines correction method:	B&I (2014)	Average results interval:	3	Transition detect. applied:	No
Points to test:	Based on Ic value	Ic cut-off value:	2.60	K_σ applied:	Yes
Earthquake magnitude M_w:	6.14	Unit weight calculation:	Based on SBT	Clay like behavior applied:	Sands only
Peak ground acceleration:	0.20	Use fill:	No	Limit depth applied:	Yes
Depth to water table (insitu):	1.00 m	Fill height:	N/A	Limit depth:	20.00 m

SBT legend

1. Sensitive fine grained	4. Clayey silt to silty clay	7. Gravely sand to sand
2. Organic material	5. Silty sand to sandy silt	8. Very stiff sand to clayey sand
3. Clay to silty clay	6. Clean sand to silty sand	9. Very stiff fine grained

Liquefaction analysis overall plot

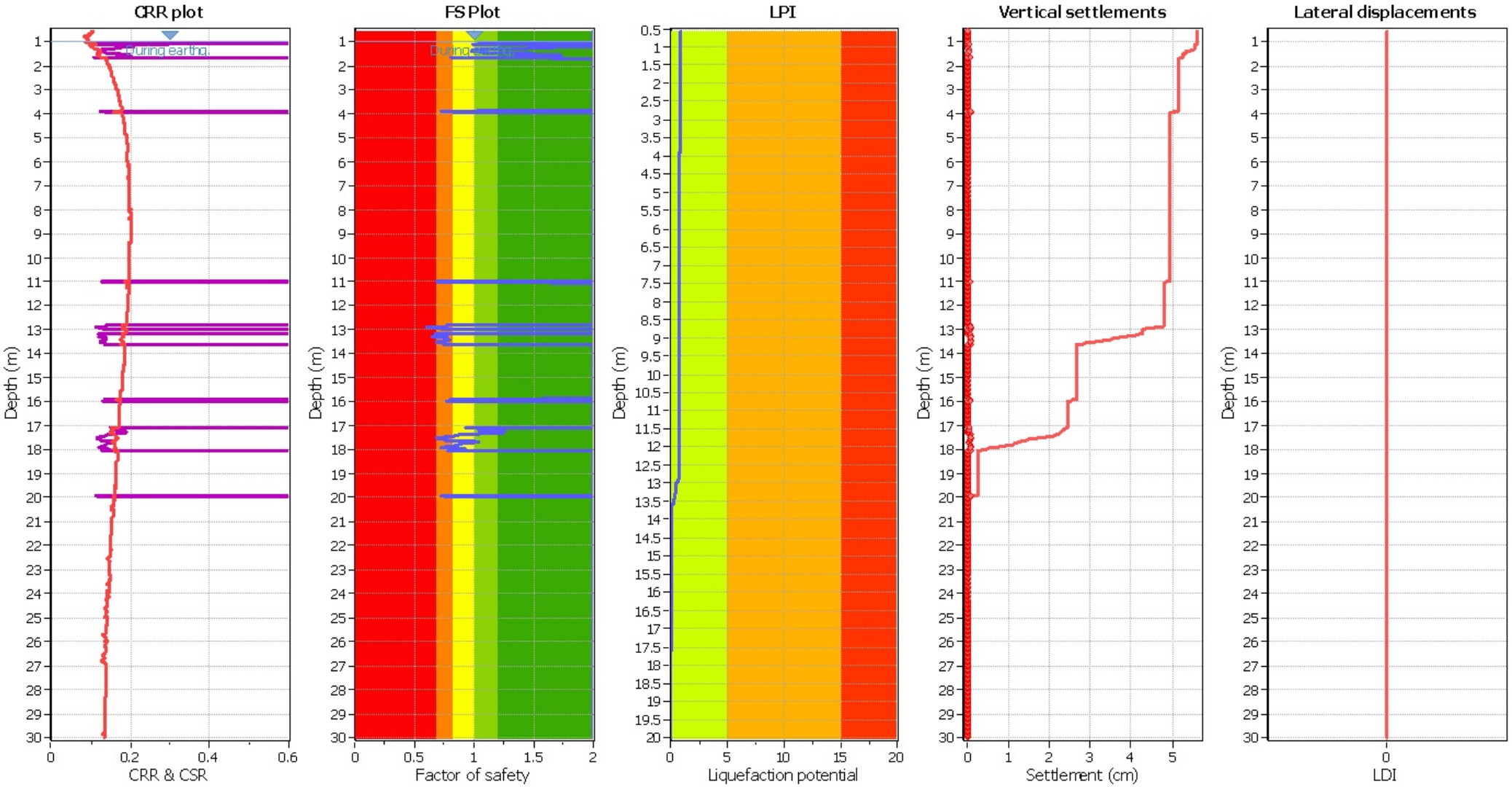

Input parameters and analysis data

Analysis method:	B&I (2014)	Depth to GWT (erthq.):	1.00 m	Fill weight:	N/A
Fines correction method:	B&I (2014)	Average results interval:	3	Transition detect. applied:	No
Points to test:	Based on Ic value	Ic cut-off value:	2.60	K_σ applied:	Yes
Earthquake magnitude M_w:	6.14	Unit weight calculation:	Based on SBT	Clay like behavior applied:	Sands only
Peak ground acceleration:	0.20	Use fill:	No	Limit depth applied:	Yes
Depth to water table (insitu):	1.00 m	Fill height:	N/A	Limit depth:	20.00 m

F.S. color scheme

- Almost certain it will liquefy
- Very likely to liquefy
- Liquefaction and no liq. are equally likely
- Unlike to liquefy
- Almost certain it will not liquefy

LPI color scheme

- Very high risk
- High risk
- Low risk

CPT basic interpretation plo

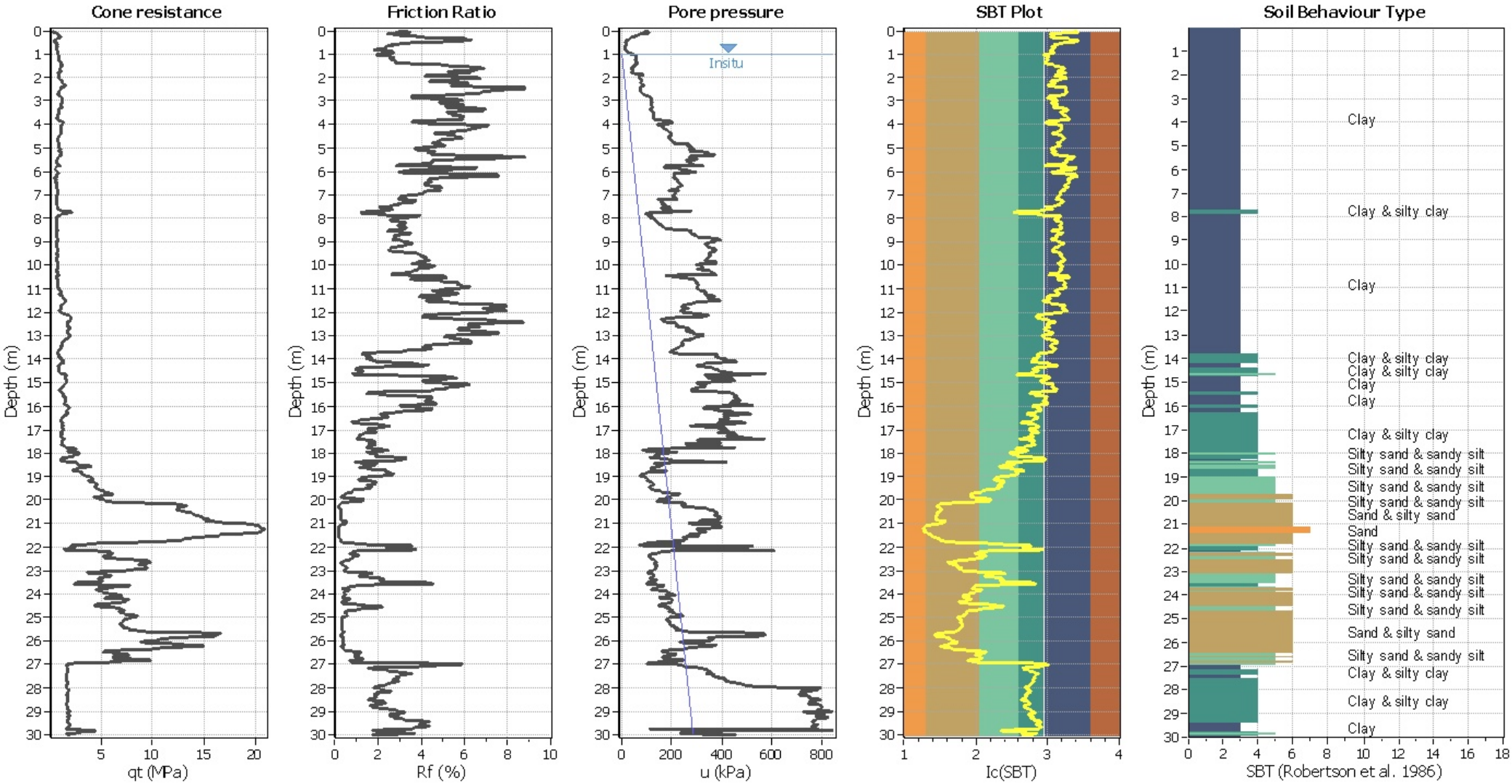

Input parameters and analysis data

Analysis method:	B&I (2014)	Depth to GWT (erthq.):	1.00 m	Fill weight:	N/A
Fines correction method:	B&I (2014)	Average results interval:	3	Transition detect. applied:	No
Points to test:	Based on Ic value	Ic cut-off value:	2.60	K_σ applied:	Yes
Earthquake magnitude M_w:	6.14	Unit weight calculation:	Based on SBT	Clay like behavior applied:	Sands only
Peak ground acceleration:	0.20	Use fill:	No	Limit depth applied:	Yes
Depth to water table (insitu):	1.00 m	Fill height:	N/A	Limit depth:	20.00 m

SBT legend

1. Sensitive fine grained
2. Organic material
3. Clay to silty clay
4. Clayey silt to silty clay
5. Silty sand to sandy silt
6. Clean sand to silty sand
7. Gravely sand to sand
8. Very stiff sand to clayey sand
9. Very stiff fine grained

Liquefaction analysis overall plot

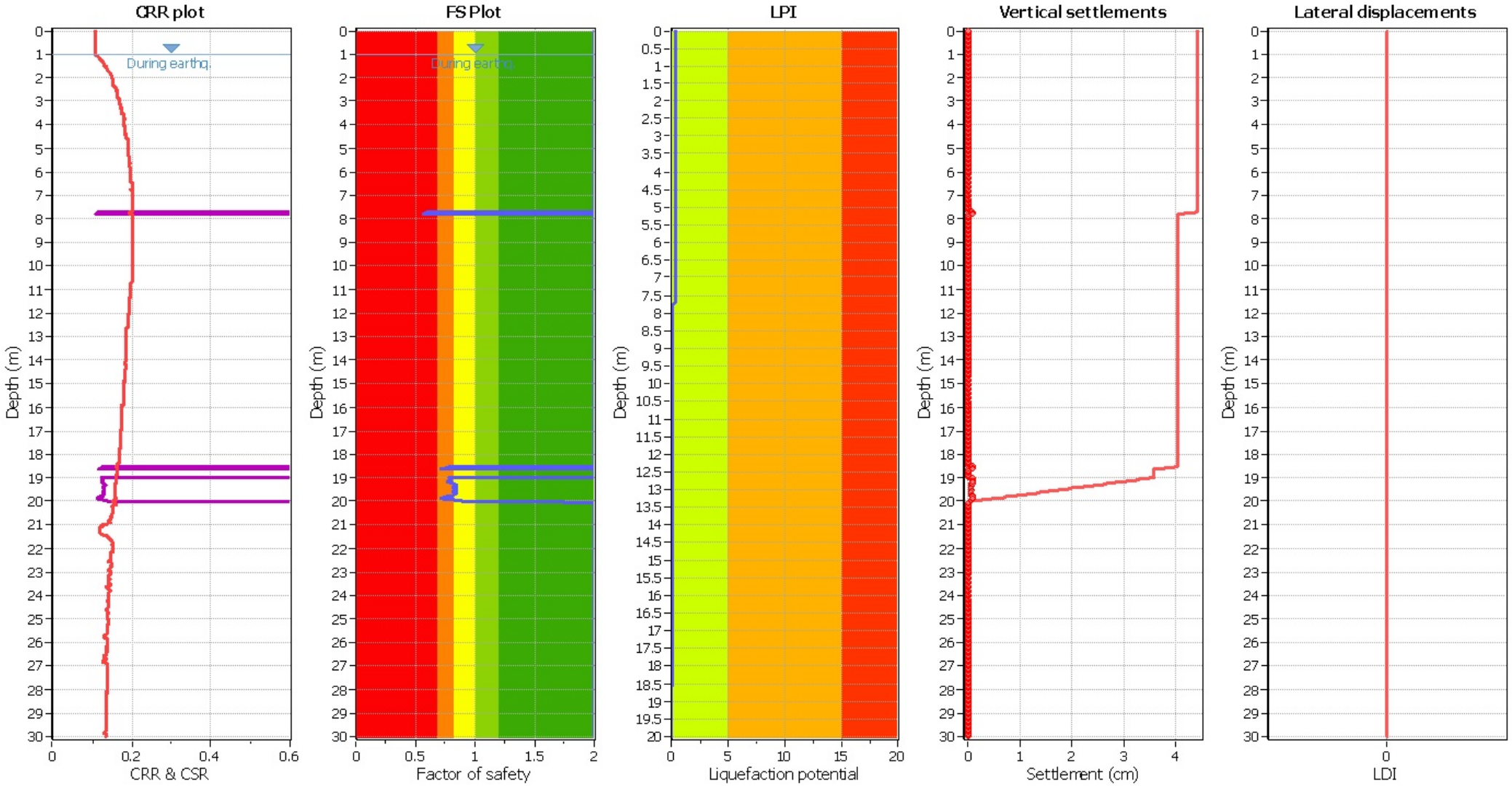

Input parameters and analysis data

Analysis method:	B&I (2014)	Depth to GWT (erthq.):	1.00 m	Fill weight:	N/A
Fines correction method:	B&I (2014)	Average results interval:	3	Transition detect. applied:	No
Points to test:	Based on Ic value	Ic cut-off value:	2.60	K_σ applied:	Yes
Earthquake magnitude M_w:	6.14	Unit weight calculation:	Based on SBT	Clay like behavior applied:	Sands only
Peak ground acceleration:	0.20	Use fill:	No	Limit depth applied:	Yes
Depth to water table (insitu):	1.00 m	Fill height:	N/A	Limit depth:	20.00 m

F.S. color scheme

- Almost certain it will liquefy
- Very likely to liquefy
- Liquefaction and no liq. are equally likely
- Unlike to liquefy
- Almost certain it will not liquefy

LPI color scheme

- Very high risk
- High risk
- Low risk

CPT basic interpretation plo

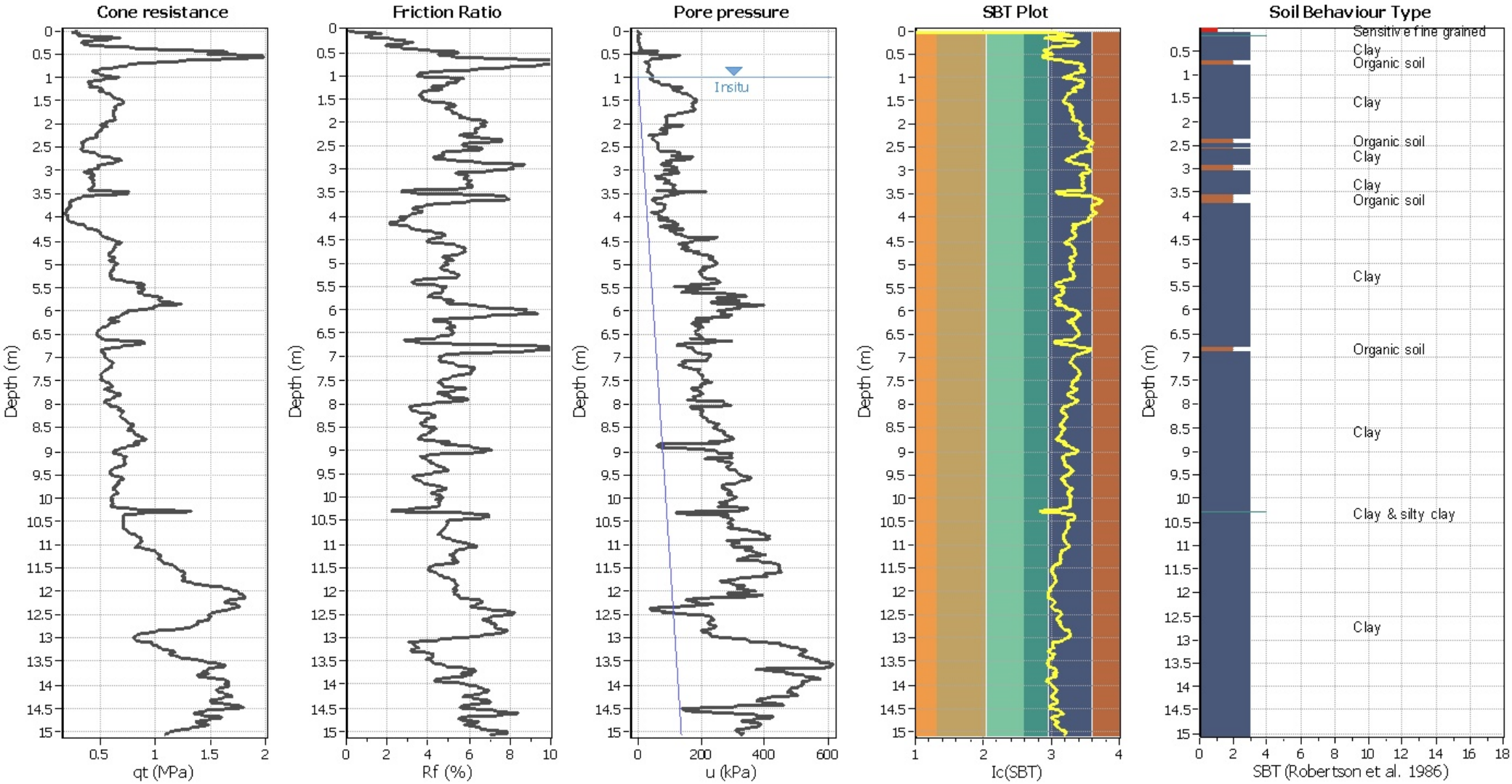

Input parameters and analysis data

Analysis method:	B&I (2014)	Depth to GWT (erthq.):	1.00 m	Fill weight:	N/A
Fines correction method:	B&I (2014)	Average results interval:	3	Transition detect. applied:	No
Points to test:	Based on Ic value	Ic cut-off value:	2.60	K_σ applied:	Yes
Earthquake magnitude M_w:	6.14	Unit weight calculation:	Based on SBT	Clay like behavior applied:	Sands only
Peak ground acceleration:	0.20	Use fill:	No	Limit depth applied:	Yes
Depth to water table (insitu):	1.00 m	Fill height:	N/A	Limit depth:	20.00 m

SBT legend

1. Sensitive fine grained
2. Organic material
3. Clay to silty clay
4. Clayey silt to silty clay
5. Silty sand to sandy silt
6. Clean sand to silty sand
7. Gravely sand to sand
8. Very stiff sand to clayey sand
9. Very stiff fine grained

Liquefaction analysis overall plot

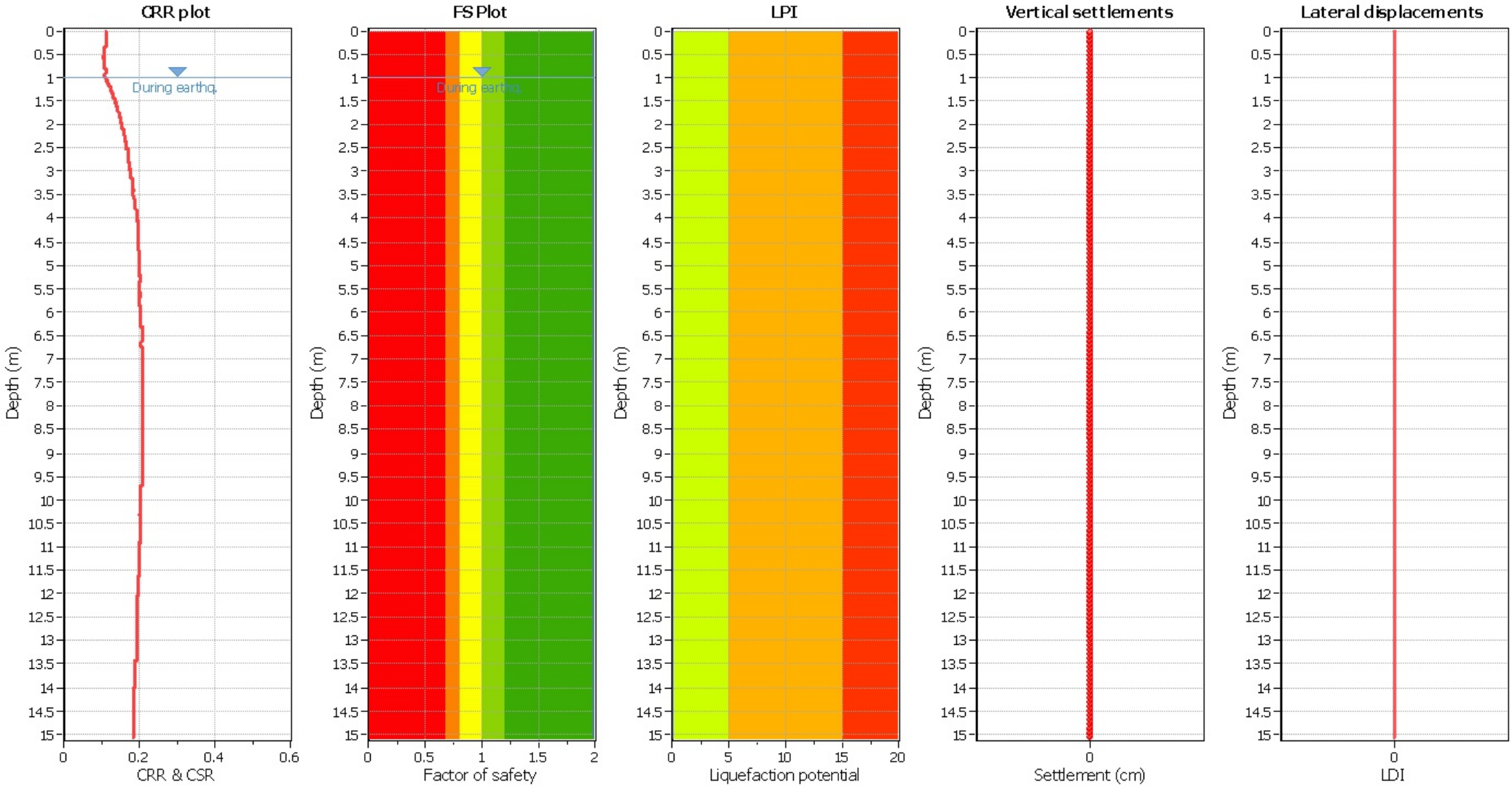

Input parameters and analysis data

Analysis method:	B&I (2014)	Depth to GWT (erthq.):	1.00 m	Fill weight:	N/A
Fines correction method:	B&I (2014)	Average results interval:	3	Transition detect. applied:	No
Points to test:	Based on Ic value	Ic cut-off value:	2.60	K_σ applied:	Yes
Earthquake magnitude M_w:	6.14	Unit weight calculation:	Based on SBT	Clay like behavior applied:	Sands only
Peak ground acceleration:	0.20	Use fill:	No	Limit depth applied:	Yes
Depth to water table (insitu):	1.00 m	Fill height:	N/A	Limit depth:	20.00 m

F.S. color scheme

- Almost certain it will liquefy
- Very likely to liquefy
- Liquefaction and no liq. are equally likely
- Unlike to liquefy
- Almost certain it will not liquefy

LPI color scheme

- Very high risk
- High risk
- Low risk

CPT basic interpretation plo

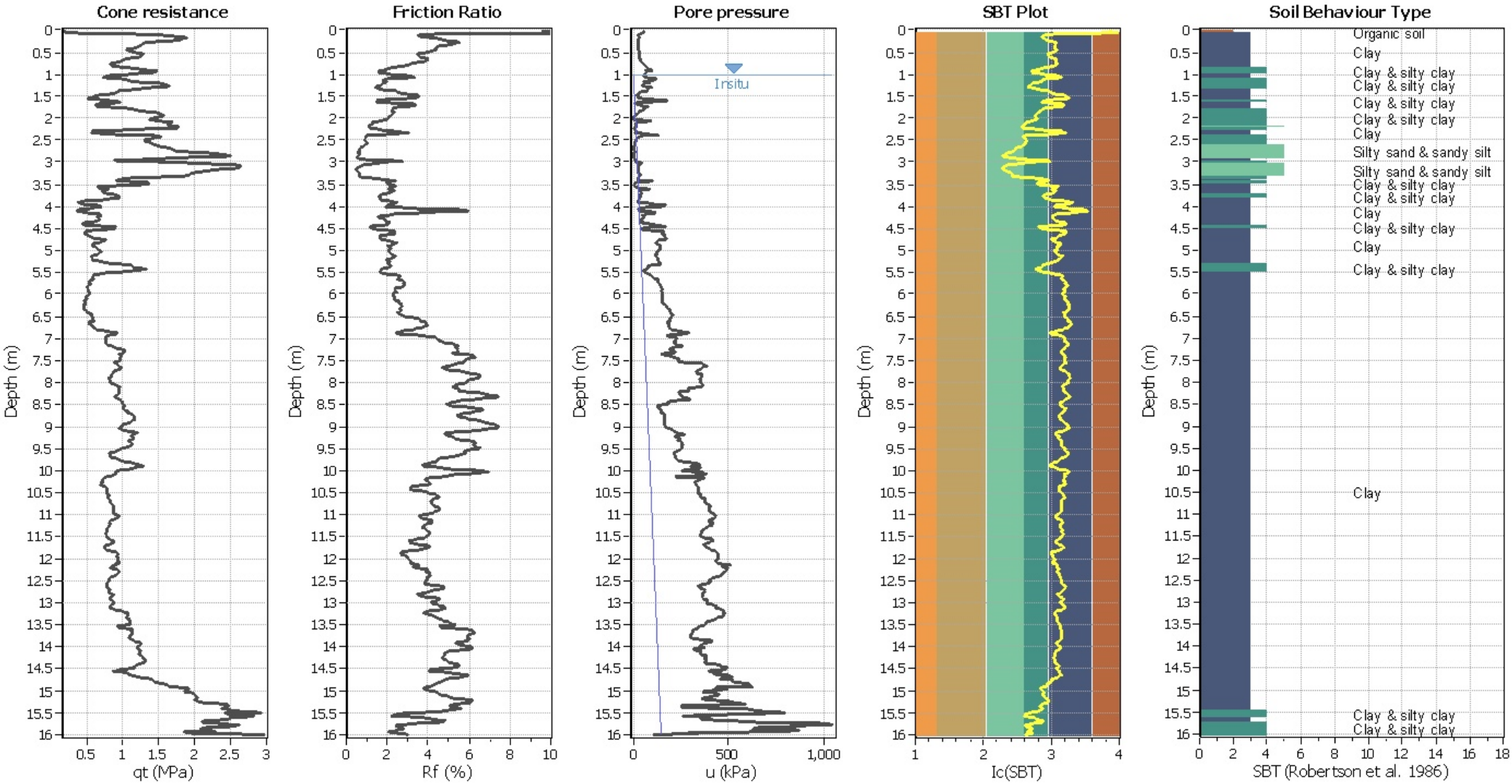

Input parameters and analysis data

Analysis method:	B&I (2014)	Depth to GWT (erthq.):	1.00 m	Fill weight:	N/A
Fines correction method:	B&I (2014)	Average results interval:	3	Transition detect. applied:	No
Points to test:	Based on Ic value	Ic cut-off value:	2.60	K_σ applied:	Yes
Earthquake magnitude M_w:	6.14	Unit weight calculation:	Based on SBT	Clay like behavior applied:	Sands only
Peak ground acceleration:	0.20	Use fill:	No	Limit depth applied:	Yes
Depth to water table (insitu):	1.00 m	Fill height:	N/A	Limit depth:	20.00 m

SBT legend

1. Sensitive fine grained
2. Organic material
3. Clay to silty clay
4. Clayey silt to silty clay
5. Silty sand to sandy silt
6. Clean sand to silty sand
7. Gravely sand to sand
8. Very stiff sand to clayey sand
9. Very stiff fine grained

Liquefaction analysis overall plot

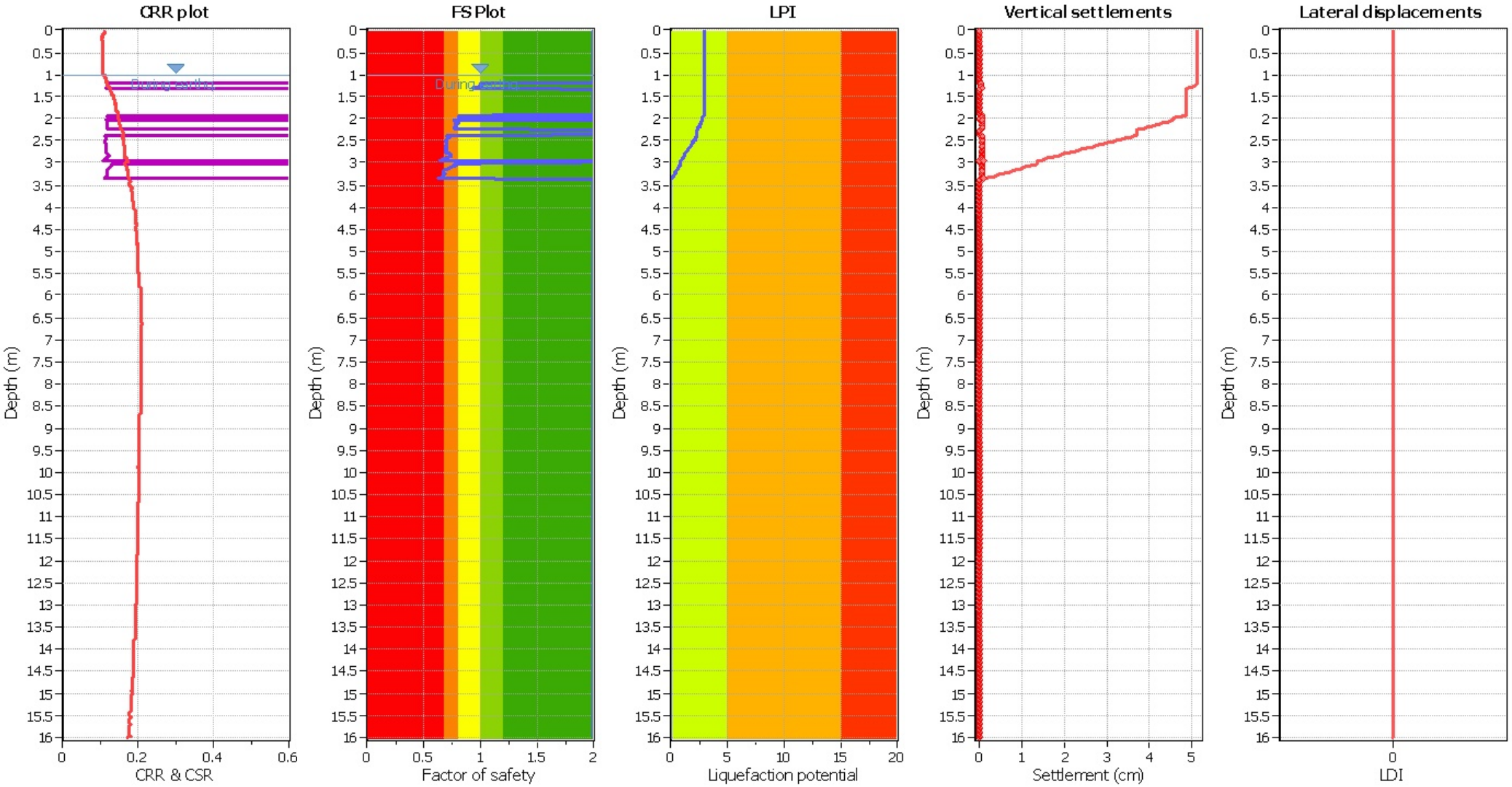

Input parameters and analysis data

Analysis method:	B&I (2014)	Depth to GWT (erthq.):	1.00 m	Fill weight:	N/A
Fines correction method:	B&I (2014)	Average results interval:	3	Transition detect. applied:	No
Points to test:	Based on Ic value	Ic cut-off value:	2.60	K_σ applied:	Yes
Earthquake magnitude M_w:	6.14	Unit weight calculation:	Based on SBT	Clay like behavior applied:	Sands only
Peak ground acceleration:	0.20	Use fill:	No	Limit depth applied:	Yes
Depth to water table (insitu):	1.00 m	Fill height:	N/A	Limit depth:	20.00 m

F.S. color scheme

- Almost certain it will liquefy
- Very likely to liquefy
- Liquefaction and no liq. are equally likely
- Unlike to liquefy
- Almost certain it will not liquefy

LPI color scheme

- Very high risk
- High risk
- Low risk

CPT basic interpretation plo

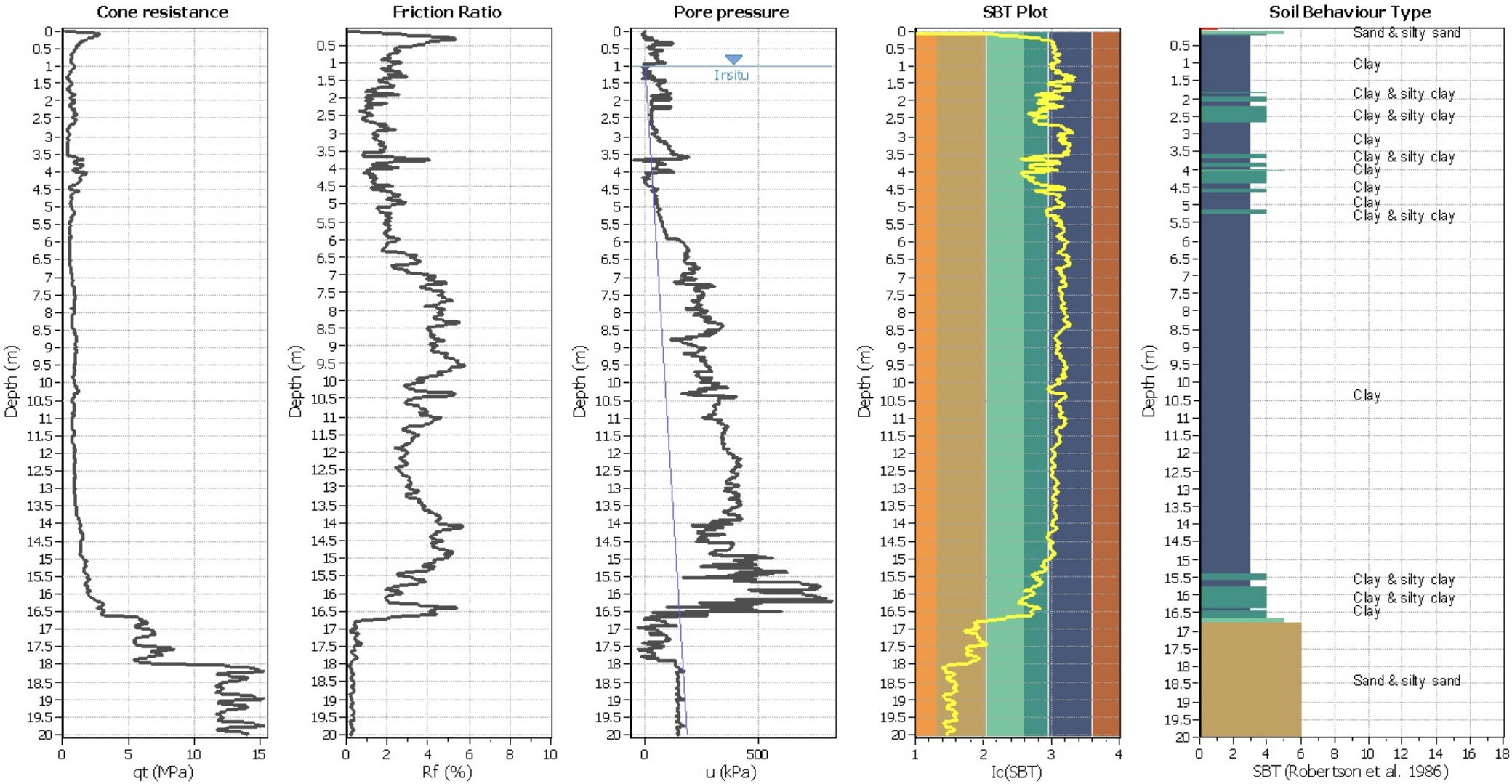

Input parameters and analysis data

Analysis method:	B&I (2014)	Depth to GWT (erthq.):	1.00 m	Fill weight:	N/A
Fines correction method:	B&I (2014)	Average results interval:	3	Transition detect. applied:	No
Points to test:	Based on Ic value	Ic cut-off value:	2.60	K_σ applied:	Yes
Earthquake magnitude M_w:	6.14	Unit weight calculation:	Based on SBT	Clay like behavior applied:	Sands only
Peak ground acceleration:	0.20	Use fill:	No	Limit depth applied:	Yes
Depth to water table (insitu):	1.00 m	Fill height:	N/A	Limit depth:	20.00 m

SBT legend

1. Sensitive fine grained
2. Organic material
3. Clay to silty clay
4. Clayey silt to silty clay
5. Silty sand to sandy silt
6. Clean sand to silty sand
7. Gravely sand to sand
8. Very stiff sand to clayey sand
9. Very stiff fine grained

Liquefaction analysis overall plot

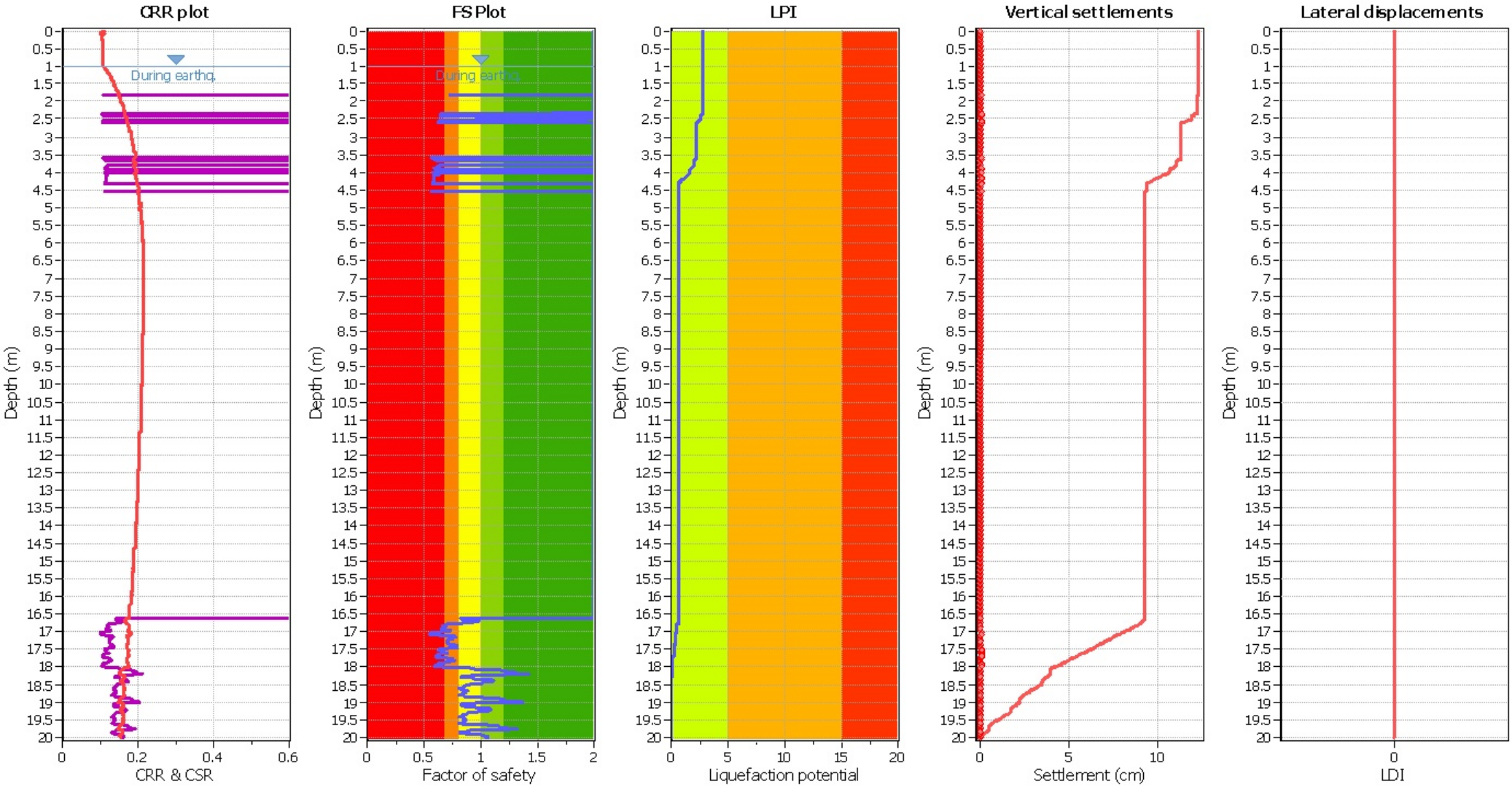

Input parameters and analysis data

Analysis method:	B&I (2014)	Depth to GWT (erthq.):	1.00 m	Fill weight:	N/A
Fines correction method:	B&I (2014)	Average results interval:	3	Transition detect. applied:	No
Points to test:	Based on Ic value	Ic cut-off value:	2.60	K_σ applied:	Yes
Earthquake magnitude M_w:	6.14	Unit weight calculation:	Based on SBT	Clay like behavior applied:	Sands only
Peak ground acceleration:	0.20	Use fill:	No	Limit depth applied:	Yes
Depth to water table (insitu):	1.00 m	Fill height:	N/A	Limit depth:	20.00 m

F.S. color scheme

- Almost certain it will liquefy
- Very likely to liquefy
- Liquefaction and no liq. are equally likely
- Unlike to liquefy
- Almost certain it will not liquefy

LPI color scheme

- Very high risk
- High risk
- Low risk

CPT basic interpretation plo

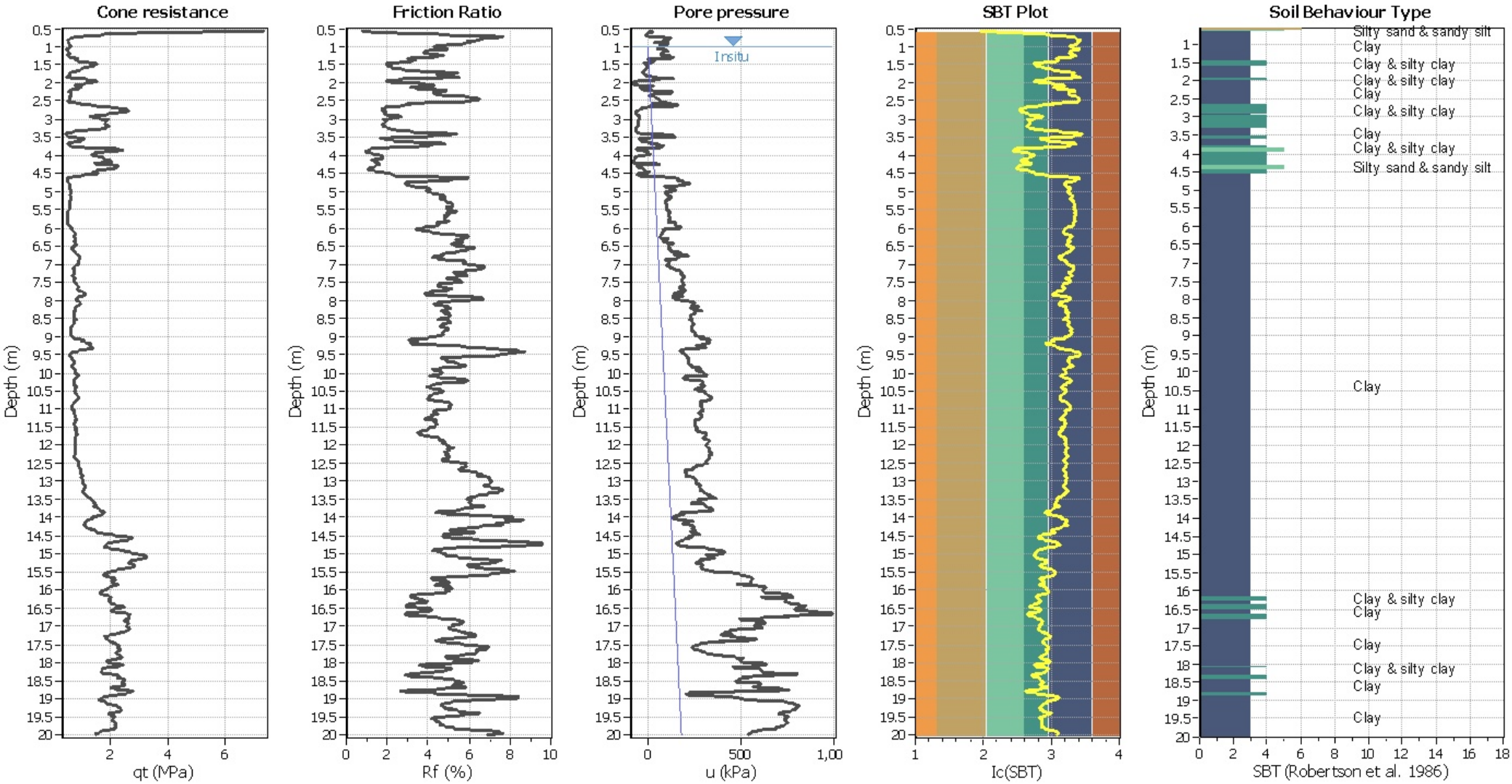

Input parameters and analysis data

Analysis method:	B&I (2014)	Depth to GWT (erthq.):	1.00 m	Fill weight:	N/A
Fines correction method:	B&I (2014)	Average results interval:	3	Transition detect. applied:	No
Points to test:	Based on Ic value	Ic cut-off value:	2.60	K_σ applied:	Yes
Earthquake magnitude M_w:	6.14	Unit weight calculation:	Based on SBT	Clay like behavior applied:	Sands only
Peak ground acceleration:	0.20	Use fill:	No	Limit depth applied:	Yes
Depth to water table (insitu):	1.00 m	Fill height:	N/A	Limit depth:	20.00 m

SBT legend

1. Sensitive fine grained
2. Organic material
3. Clay to silty clay
4. Clayey silt to silty clay
5. Silty sand to sandy silt
6. Clean sand to silty sand
7. Gravely sand to sand
8. Very stiff sand to clayey sand
9. Very stiff fine grained

Liquefaction analysis overall plot

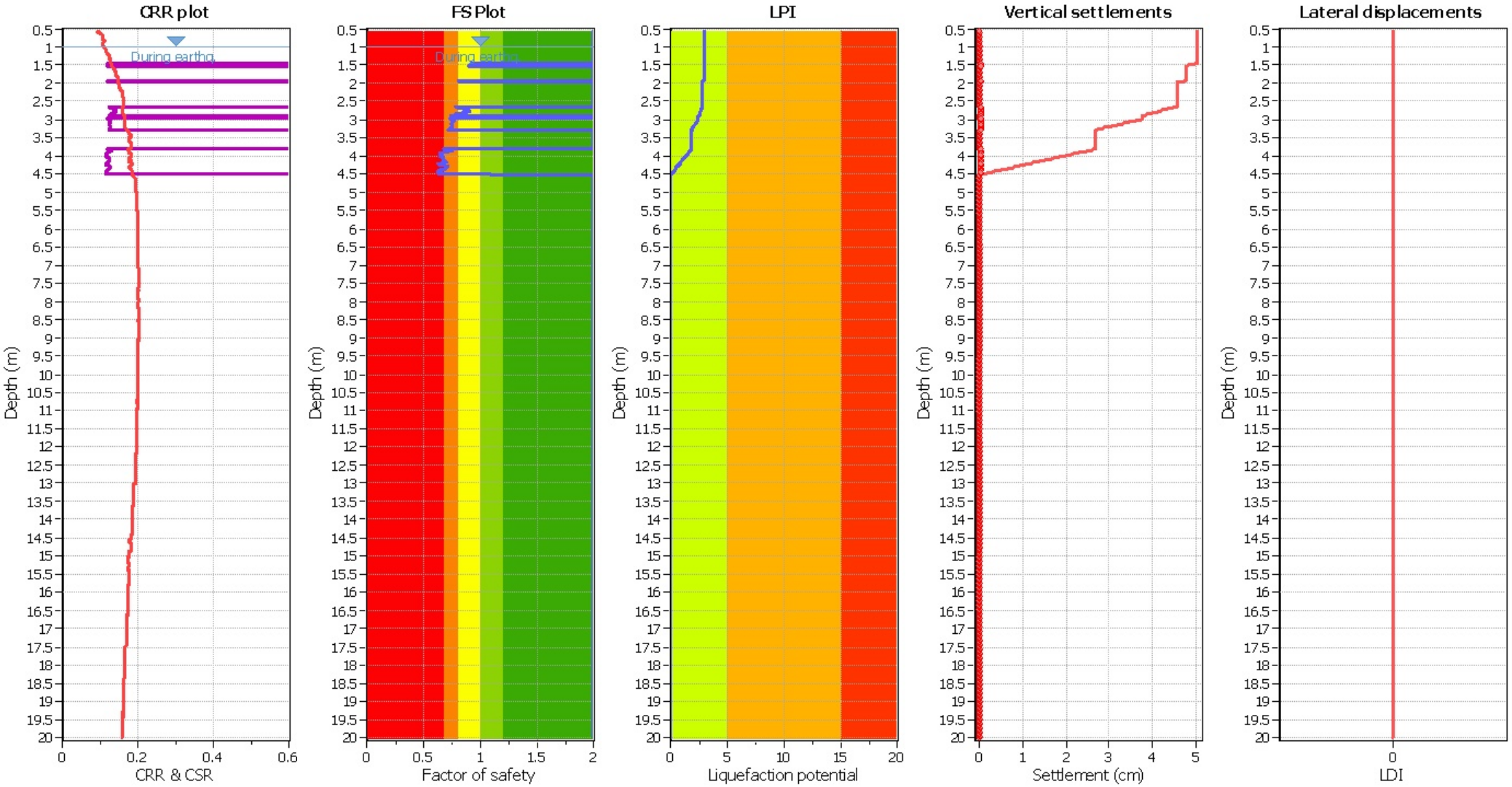

Input parameters and analysis data

Analysis method:	B&I (2014)	Depth to GWT (erthq.):	1.00 m	Fill weight:	N/A
Fines correction method:	B&I (2014)	Average results interval:	3	Transition detect. applied:	No
Points to test:	Based on Ic value	Ic cut-off value:	2.60	K_σ applied:	Yes
Earthquake magnitude M_w:	6.14	Unit weight calculation:	Based on SBT	Clay like behavior applied:	Sands only
Peak ground acceleration:	0.20	Use fill:	No	Limit depth applied:	Yes
Depth to water table (insitu):	1.00 m	Fill height:	N/A	Limit depth:	20.00 m

F.S. color scheme

- Almost certain it will liquefy
- Very likely to liquefy
- Liquefaction and no liq. are equally likely
- Unlike to liquefy
- Almost certain it will not liquefy

LPI color scheme

- Very high risk
- High risk
- Low risk

CPT basic interpretation plo

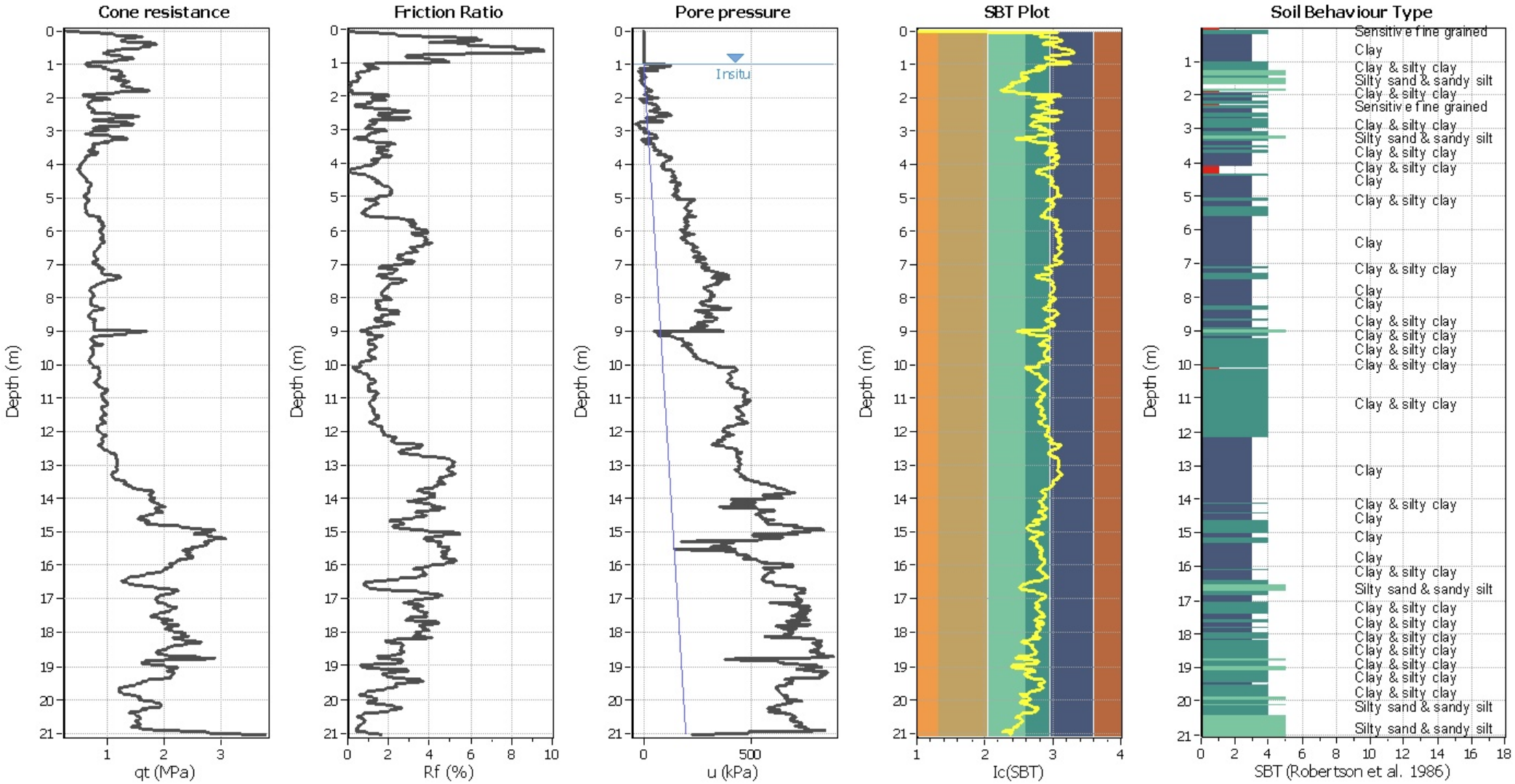

Input parameters and analysis data

Analysis method:	B&I (2014)	Depth to GWT (erthq.):	1.00 m	Fill weight:	N/A
Fines correction method:	B&I (2014)	Average results interval:	3	Transition detect. applied:	No
Points to test:	Based on Ic value	Ic cut-off value:	2.60	K_σ applied:	Yes
Earthquake magnitude M_w:	6.14	Unit weight calculation:	Based on SBT	Clay like behavior applied:	Sands only
Peak ground acceleration:	0.20	Use fill:	No	Limit depth applied:	Yes
Depth to water table (insitu):	1.00 m	Fill height:	N/A	Limit depth:	20.00 m

SBT legend

1. Sensitive fine grained	4. Clayey silt to silty clay	7. Gravely sand to sand
2. Organic material	5. Silty sand to sandy silt	8. Very stiff sand to clayey sand
3. Clay to silty clay	6. Clean sand to silty sand	9. Very stiff fine grained

Liquefaction analysis overall plot

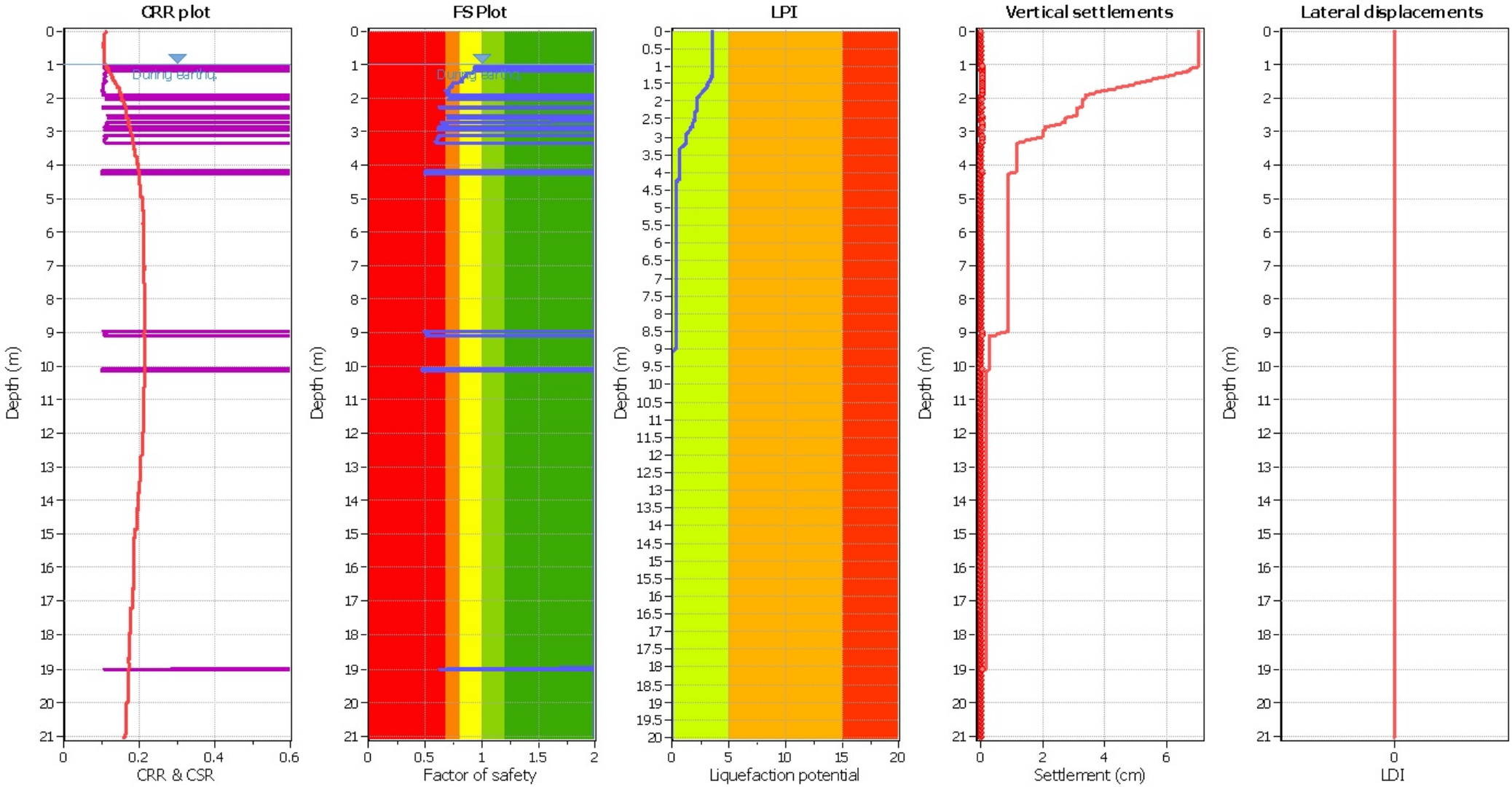

Input parameters and analysis data

Analysis method:	B&I (2014)	Depth to GWT (erthq.):	1.00 m	Fill weight:	N/A
Fines correction method:	B&I (2014)	Average results interval:	3	Transition detect. applied:	No
Points to test:	Based on Ic value	Ic cut-off value:	2.60	K_σ applied:	Yes
Earthquake magnitude M_w:	6.14	Unit weight calculation:	Based on SBT	Clay like behavior applied:	Sands only
Peak ground acceleration:	0.20	Use fill:	No	Limit depth applied:	Yes
Depth to water table (insitu):	1.00 m	Fill height:	N/A	Limit depth:	20.00 m

F.S. color scheme

- Almost certain it will liquefy
- Very likely to liquefy
- Liquefaction and no liq. are equally likely
- Unlike to liquefy
- Almost certain it will not liquefy

LPI color scheme

- Very high risk
- High risk
- Low risk

CPT basic interpretation plo

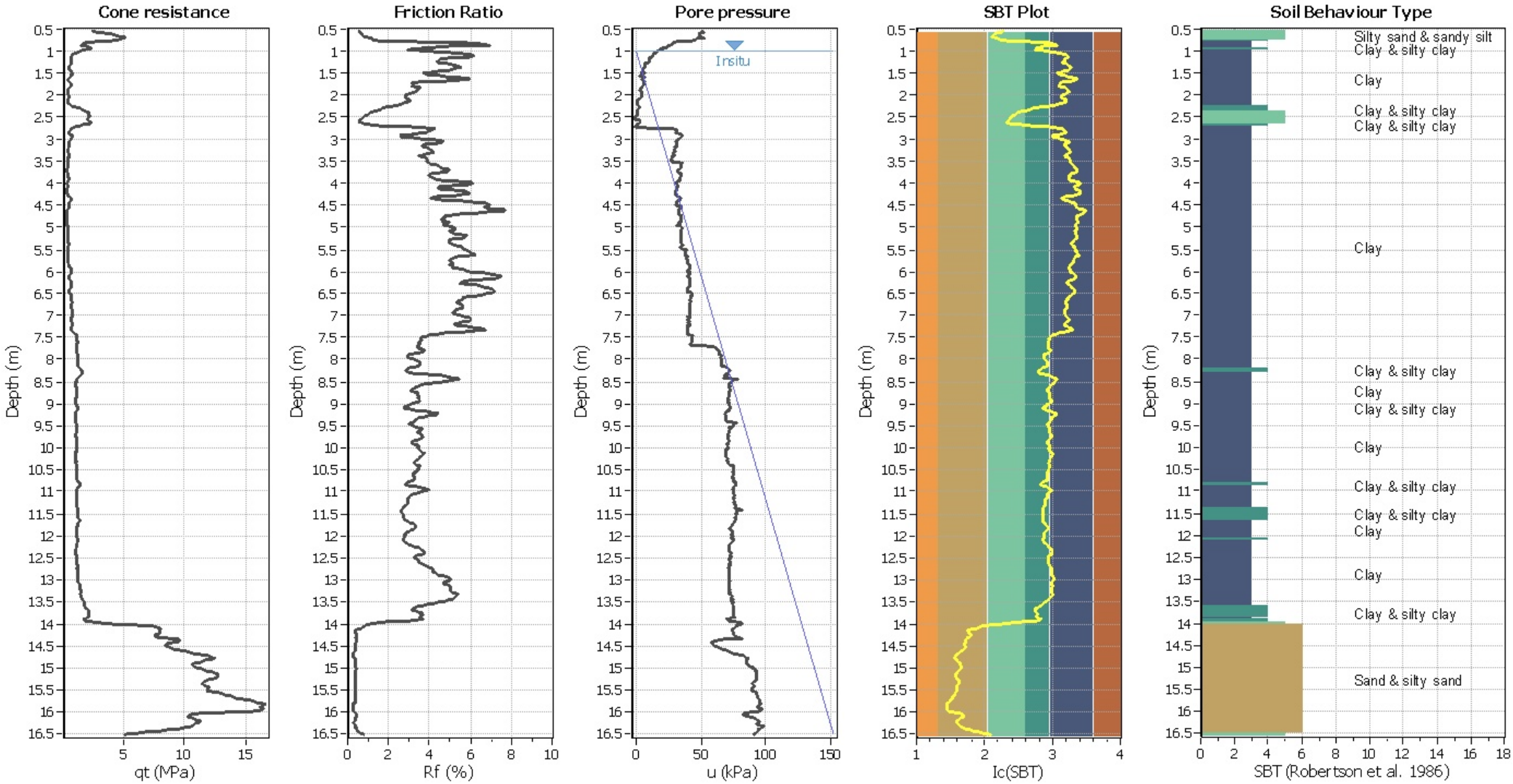

Input parameters and analysis data

Analysis method:	B&I (2014)	Depth to GWT (erthq.):	1.00 m	Fill weight:	N/A
Fines correction method:	B&I (2014)	Average results interval:	3	Transition detect. applied:	No
Points to test:	Based on Ic value	Ic cut-off value:	2.60	K_σ applied:	Yes
Earthquake magnitude M_w:	6.14	Unit weight calculation:	Based on SBT	Clay like behavior applied:	Sands only
Peak ground acceleration:	0.20	Use fill:	No	Limit depth applied:	Yes
Depth to water table (insitu):	1.00 m	Fill height:	N/A	Limit depth:	20.00 m

SBT legend

1. Sensitive fine grained	4. Clayey silt to silty clay	7. Gravely sand to sand
2. Organic material	5. Silty sand to sandy silt	8. Very stiff sand to clayey sand
3. Clay to silty clay	6. Clean sand to silty sand	9. Very stiff fine grained

Liquefaction analysis overall plot

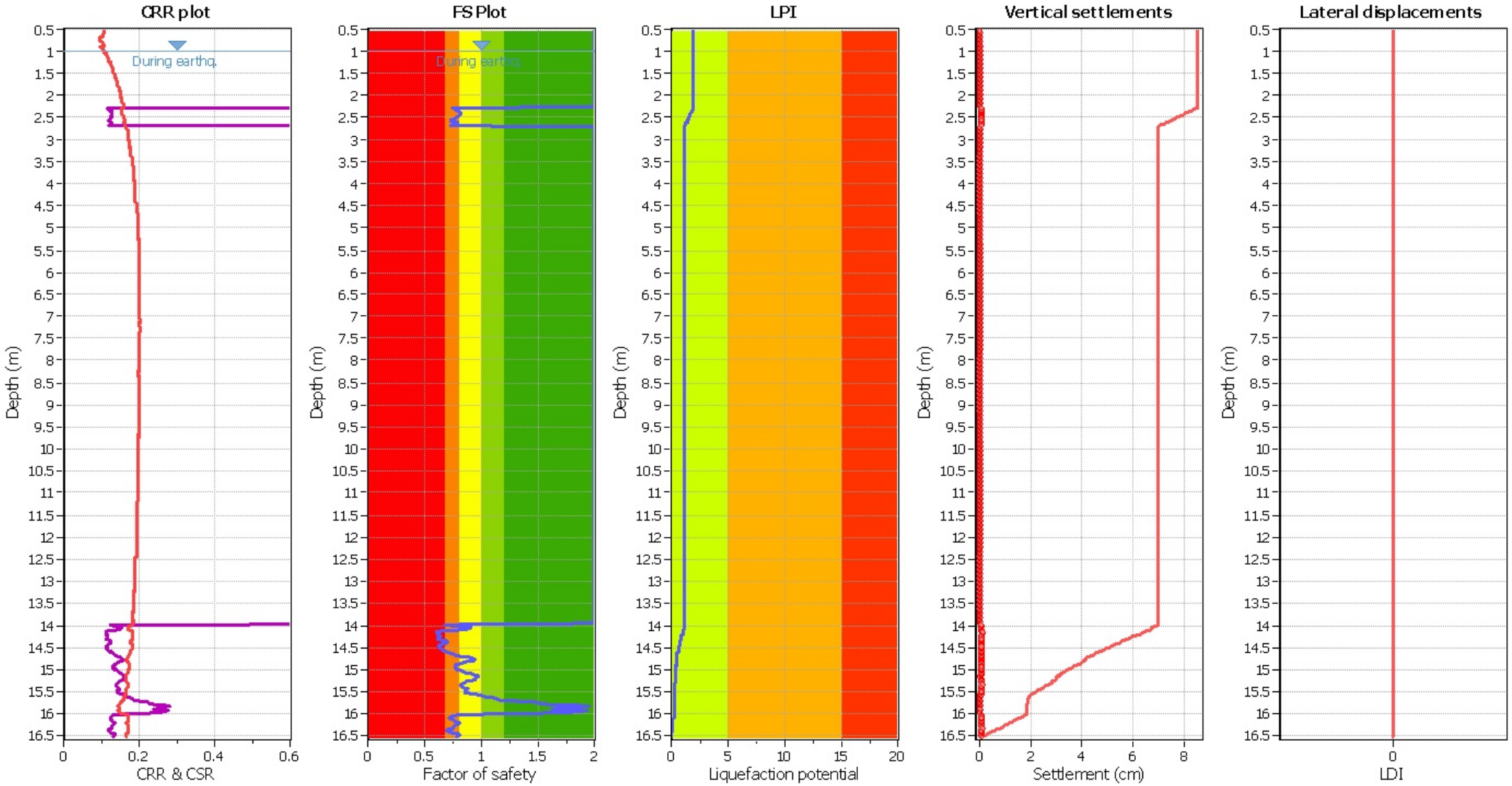

Input parameters and analysis data

Analysis method:	B&I (2014)	Depth to GWT (erthq.):	1.00 m	Fill weight:	N/A
Fines correction method:	B&I (2014)	Average results interval:	3	Transition detect. applied:	No
Points to test:	Based on Ic value	Ic cut-off value:	2.60	K_σ applied:	Yes
Earthquake magnitude M_w:	6.14	Unit weight calculation:	Based on SBT	Clay like behavior applied:	Sands only
Peak ground acceleration:	0.20	Use fill:	No	Limit depth applied:	Yes
Depth to water table (insitu):	1.00 m	Fill height:	N/A	Limit depth:	20.00 m

F.S. color scheme

- Almost certain it will liquefy
- Very likely to liquefy
- Liquefaction and no liq. are equally likely
- Unlike to liquefy
- Almost certain it will not liquefy

LPI color scheme

- Very high risk
- High risk
- Low risk

CPT basic interpretation plo

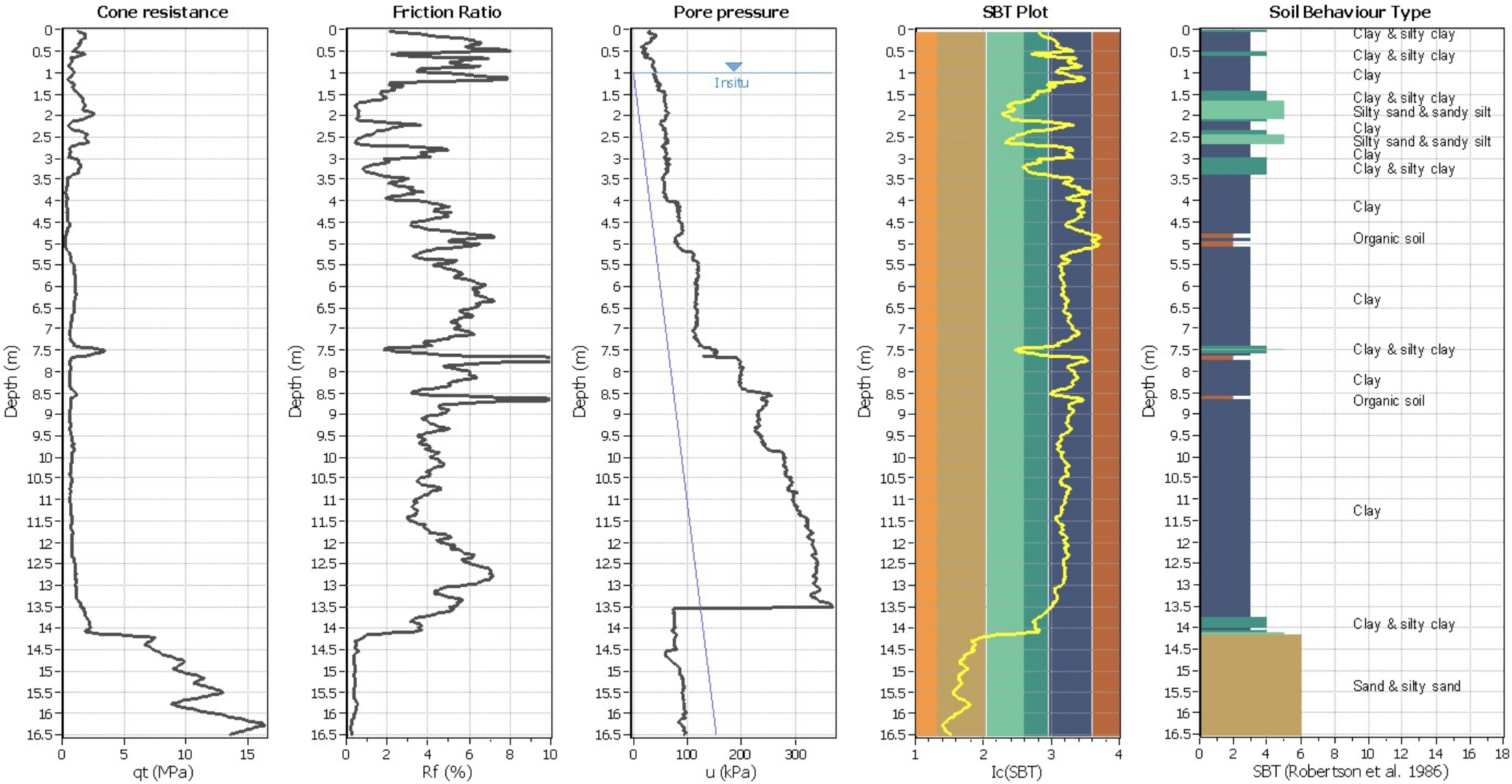

Input parameters and analysis data

Analysis method:	B&I (2014)	Depth to GWT (erthq.):	1.00 m	Fill weight:	N/A
Fines correction method:	B&I (2014)	Average results interval:	3	Transition detect. applied:	No
Points to test:	Based on Ic value	Ic cut-off value:	2.60	K_σ applied:	Yes
Earthquake magnitude M_w:	6.14	Unit weight calculation:	Based on SBT	Clay like behavior applied:	Sands only
Peak ground acceleration:	0.20	Use fill:	No	Limit depth applied:	Yes
Depth to water table (insitu):	1.00 m	Fill height:	N/A	Limit depth:	20.00 m

SBT legend

1. Sensitive fine grained
2. Organic material
3. Clay to silty clay
4. Clayey silt to silty clay
5. Silty sand to sandy silt
6. Clean sand to silty sand
7. Gravely sand to sand
8. Very stiff sand to clayey sand
9. Very stiff fine grained

Liquefaction analysis overall plot

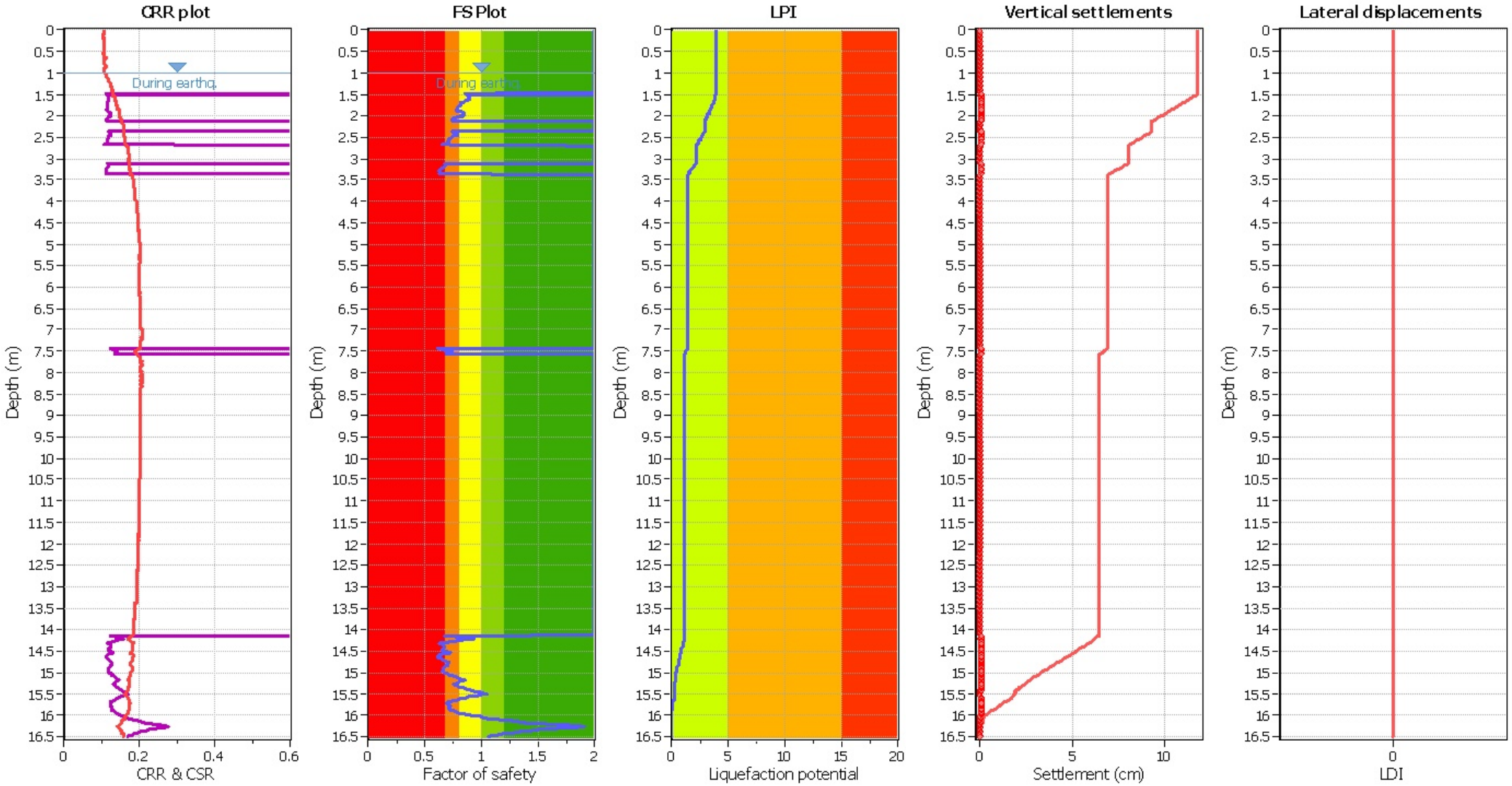

Input parameters and analysis data

Analysis method:	B&I (2014)	Depth to GWT (erthq.):	1.00 m	Fill weight:	N/A
Fines correction method:	B&I (2014)	Average results interval:	3	Transition detect. applied:	No
Points to test:	Based on Ic value	Ic cut-off value:	2.60	K_σ applied:	Yes
Earthquake magnitude M_w:	6.14	Unit weight calculation:	Based on SBT	Clay like behavior applied:	Sands only
Peak ground acceleration:	0.20	Use fill:	No	Limit depth applied:	Yes
Depth to water table (insitu):	1.00 m	Fill height:	N/A	Limit depth:	20.00 m

F.S. color scheme

- Almost certain it will liquefy
- Very likely to liquefy
- Liquefaction and no liq. are equally likely
- Unlike to liquefy
- Almost certain it will not liquefy

LPI color scheme

- Very high risk
- High risk
- Low risk

CPT basic interpretation plo

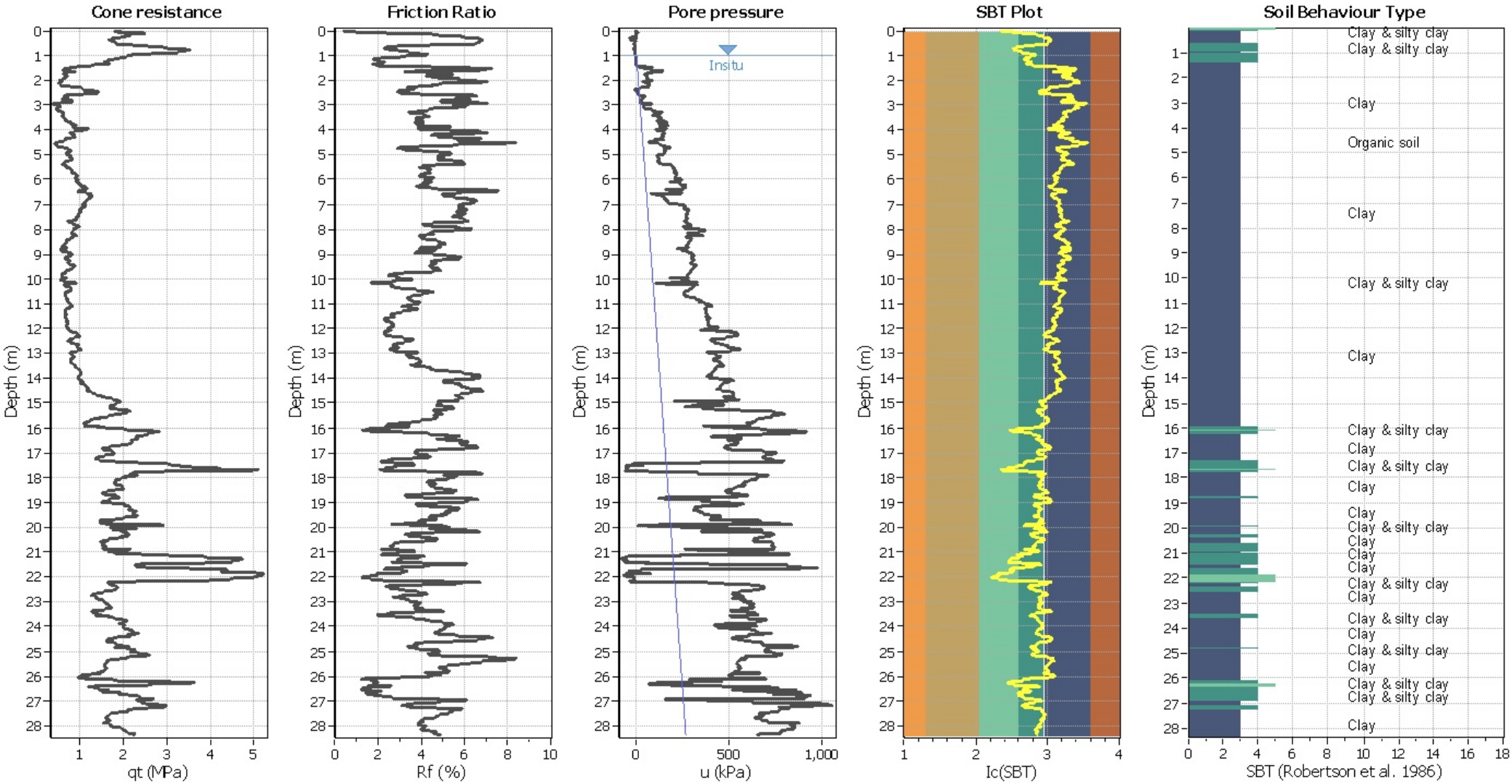

Input parameters and analysis data

Analysis method:	B&I (2014)	Depth to GWT (erthq.):	1.00 m	Fill weight:	N/A
Fines correction method:	B&I (2014)	Average results interval:	3	Transition detect. applied:	No
Points to test:	Based on Ic value	Ic cut-off value:	2.60	K_σ applied:	Yes
Earthquake magnitude M_w:	6.14	Unit weight calculation:	Based on SBT	Clay like behavior applied:	Sands only
Peak ground acceleration:	0.20	Use fill:	No	Limit depth applied:	Yes
Depth to water table (insitu):	1.00 m	Fill height:	N/A	Limit depth:	20.00 m

SBT legend

1. Sensitive fine grained
2. Organic material
3. Clay to silty clay
4. Clayey silt to silty clay
5. Silty sand to sandy silt
6. Clean sand to silty sand
7. Gravely sand to sand
8. Very stiff sand to clayey sand
9. Very stiff fine grained

Liquefaction analysis overall plot

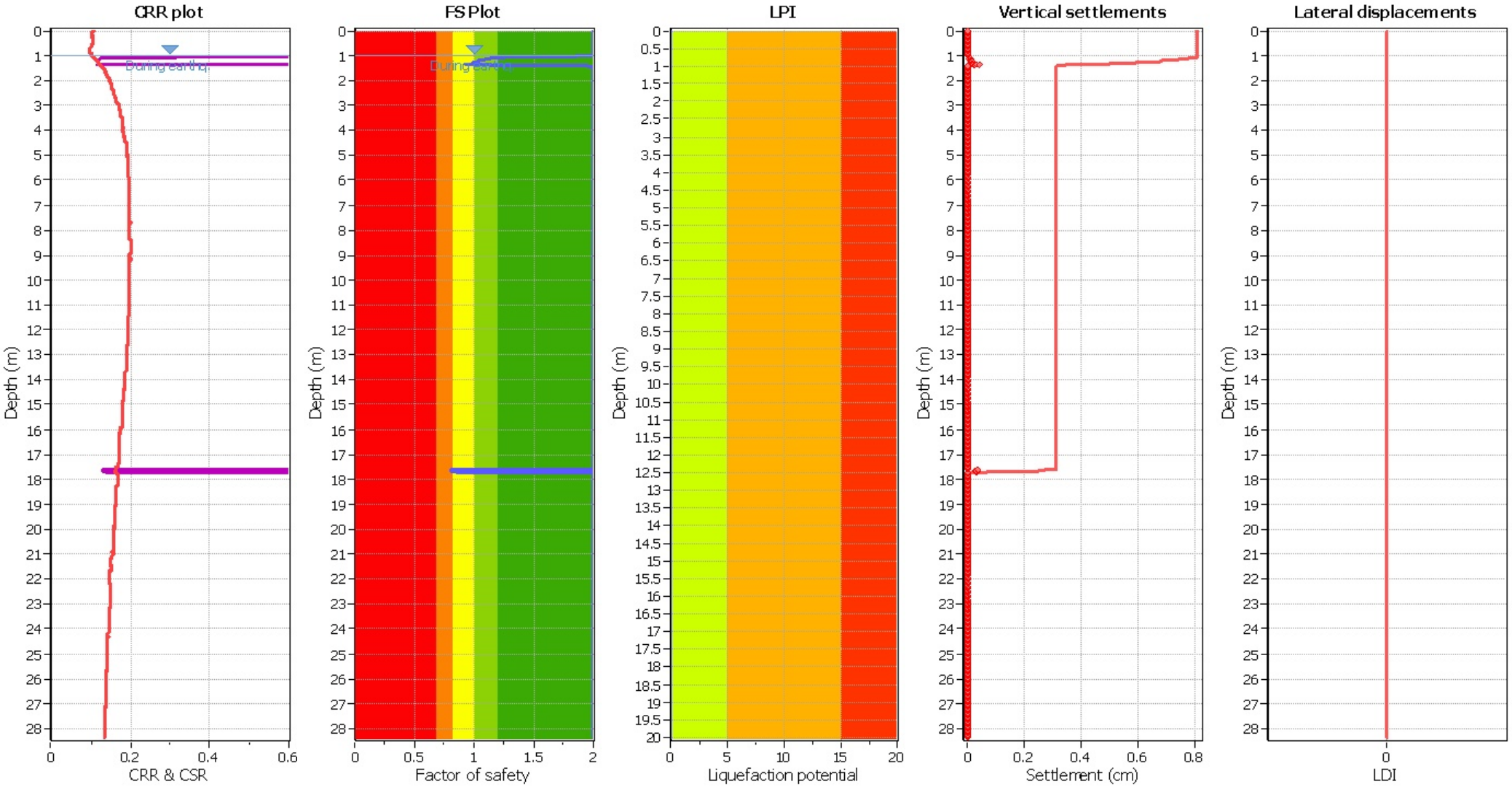

Input parameters and analysis data

Analysis method:	B&I (2014)	Depth to GWT (erthq.):	1.00 m	Fill weight:	N/A
Fines correction method:	B&I (2014)	Average results interval:	3	Transition detect. applied:	No
Points to test:	Based on Ic value	Ic cut-off value:	2.60	K_σ applied:	Yes
Earthquake magnitude M_w:	6.14	Unit weight calculation:	Based on SBT	Clay like behavior applied:	Sands only
Peak ground acceleration:	0.20	Use fill:	No	Limit depth applied:	Yes
Depth to water table (insitu):	1.00 m	Fill height:	N/A	Limit depth:	20.00 m

F.S. color scheme

- Almost certain it will liquefy
- Very likely to liquefy
- Liquefaction and no liq. are equally likely
- Unlike to liquefy
- Almost certain it will not liquefy

LPI color scheme

- Very high risk
- High risk
- Low risk

CPT basic interpretation plo

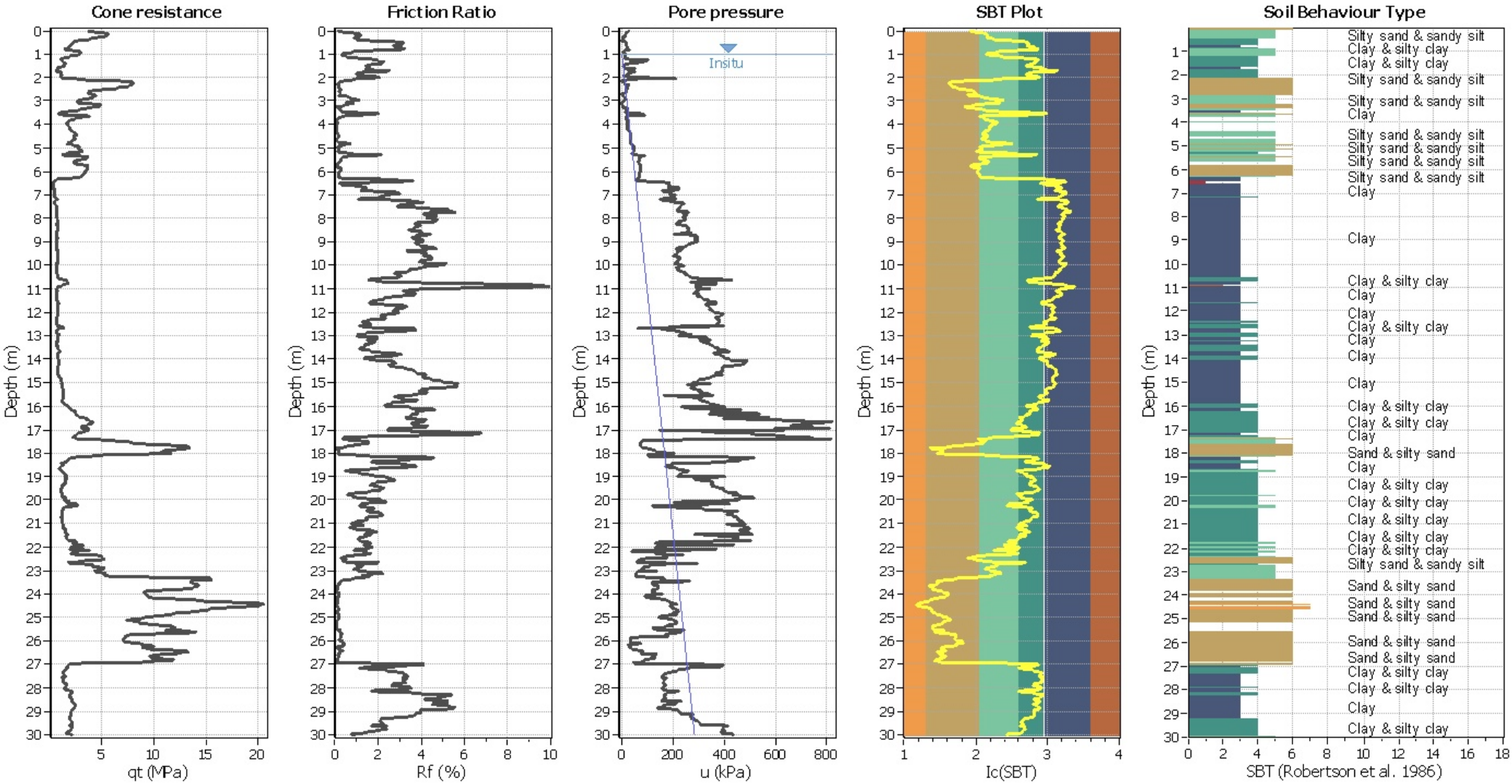

Input parameters and analysis data

Analysis method:	B&I (2014)	Depth to GWT (erthq.):	1.00 m	Fill weight:	N/A
Fines correction method:	B&I (2014)	Average results interval:	3	Transition detect. applied:	No
Points to test:	Based on Ic value	Ic cut-off value:	2.60	K_σ applied:	Yes
Earthquake magnitude M_w:	6.14	Unit weight calculation:	Based on SBT	Clay like behavior applied:	Sands only
Peak ground acceleration:	0.20	Use fill:	No	Limit depth applied:	Yes
Depth to water table (insitu):	1.00 m	Fill height:	N/A	Limit depth:	20.00 m

SBT legend

1. Sensitive fine grained
2. Organic material
3. Clay to silty clay
4. Clayey silt to silty clay
5. Silty sand to sandy silt
6. Clean sand to silty sand
7. Gravely sand to sand
8. Very stiff sand to clayey sand
9. Very stiff fine grained

Liquefaction analysis overall plot

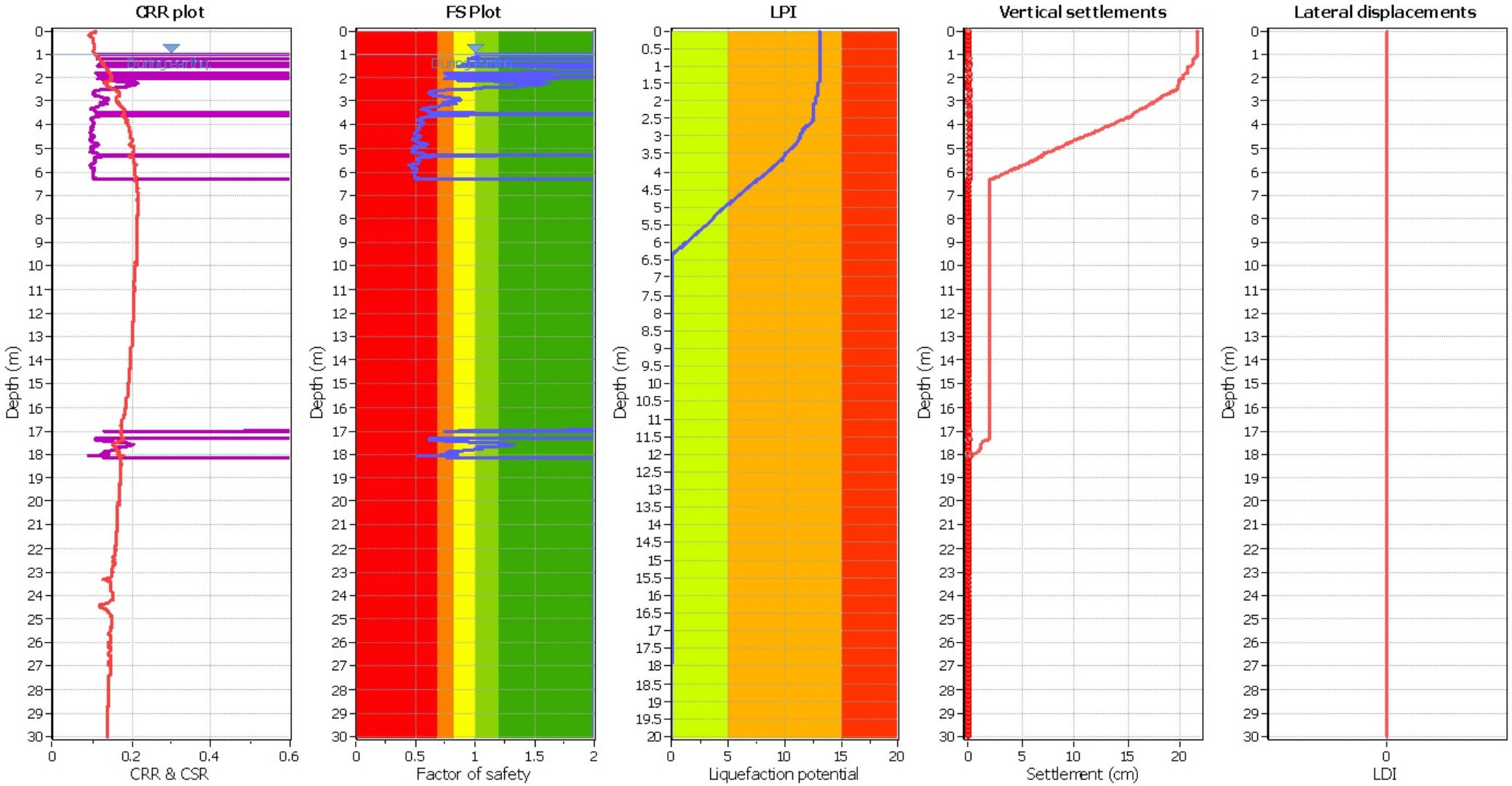

Input parameters and analysis data

Analysis method:	B&I (2014)	Depth to GWT (erthq.):	1.00 m	Fill weight:	N/A
Fines correction method:	B&I (2014)	Average results interval:	3	Transition detect. applied:	No
Points to test:	Based on Ic value	Ic cut-off value:	2.60	K_σ applied:	Yes
Earthquake magnitude M_w:	6.14	Unit weight calculation:	Based on SBT	Clay like behavior applied:	Sands only
Peak ground acceleration:	0.20	Use fill:	No	Limit depth applied:	Yes
Depth to water table (insitu):	1.00 m	Fill height:	N/A	Limit depth:	20.00 m

F.S. color scheme

- Almost certain it will liquefy
- Very likely to liquefy
- Liquefaction and no liq. are equally likely
- Unlike to liquefy
- Almost certain it will not liquefy

LPI color scheme

- Very high risk
- High risk
- Low risk

CPT basic interpretation plo

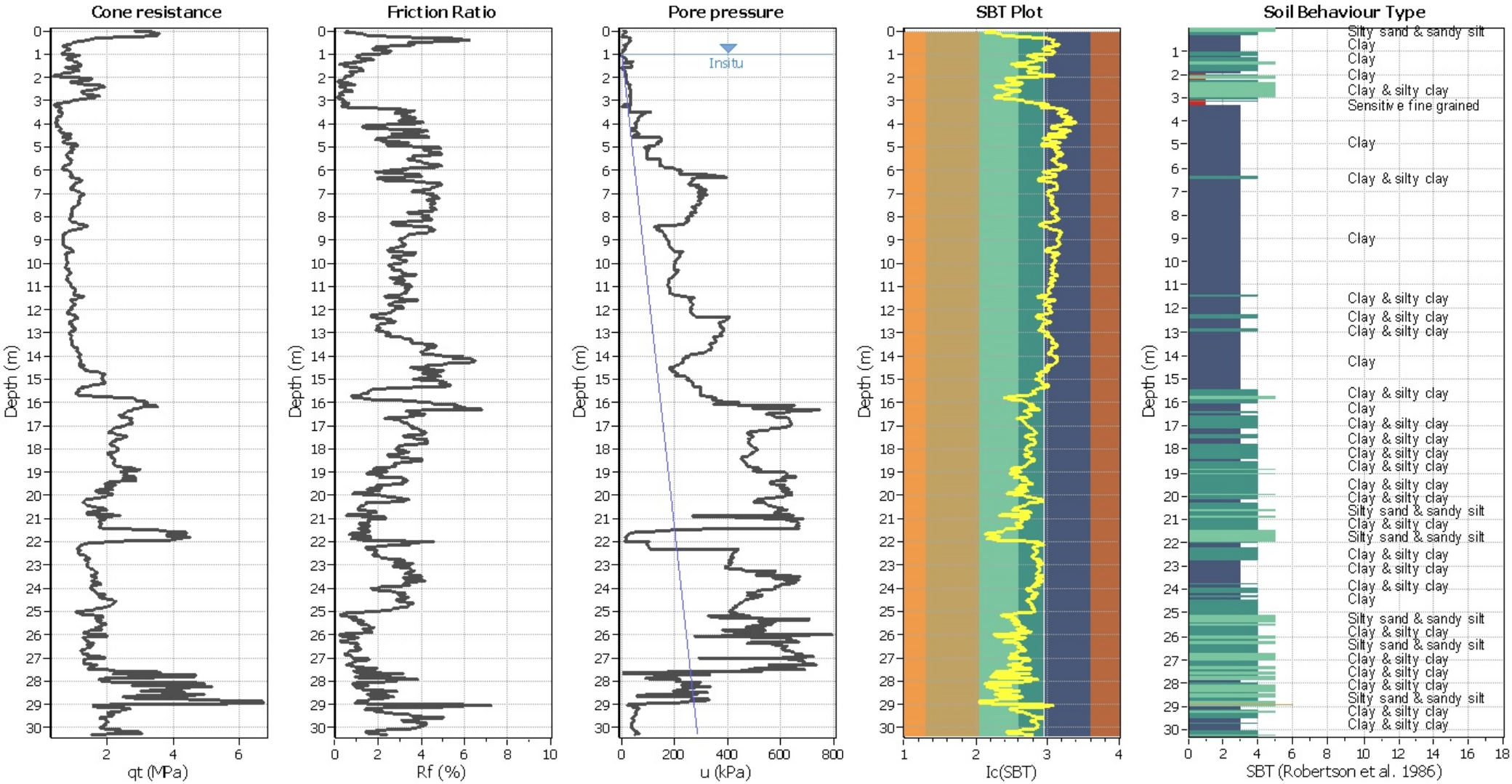

Input parameters and analysis data

Analysis method:	B&I (2014)	Depth to GWT (erthq.):	1.00 m	Fill weight:	N/A
Fines correction method:	B&I (2014)	Average results interval:	3	Transition detect. applied:	No
Points to test:	Based on Ic value	Ic cut-off value:	2.60	K_σ applied:	Yes
Earthquake magnitude M_w:	6.14	Unit weight calculation:	Based on SBT	Clay like behavior applied:	Sands only
Peak ground acceleration:	0.20	Use fill:	No	Limit depth applied:	Yes
Depth to water table (insitu):	1.00 m	Fill height:	N/A	Limit depth:	20.00 m

SBT legend

1. Sensitive fine grained
2. Organic material
3. Clay to silty clay
4. Clayey silt to silty clay
5. Silty sand to sandy silt
6. Clean sand to silty sand
7. Gravely sand to sand
8. Very stiff sand to clayey sand
9. Very stiff fine grained

Liquefaction analysis overall plot

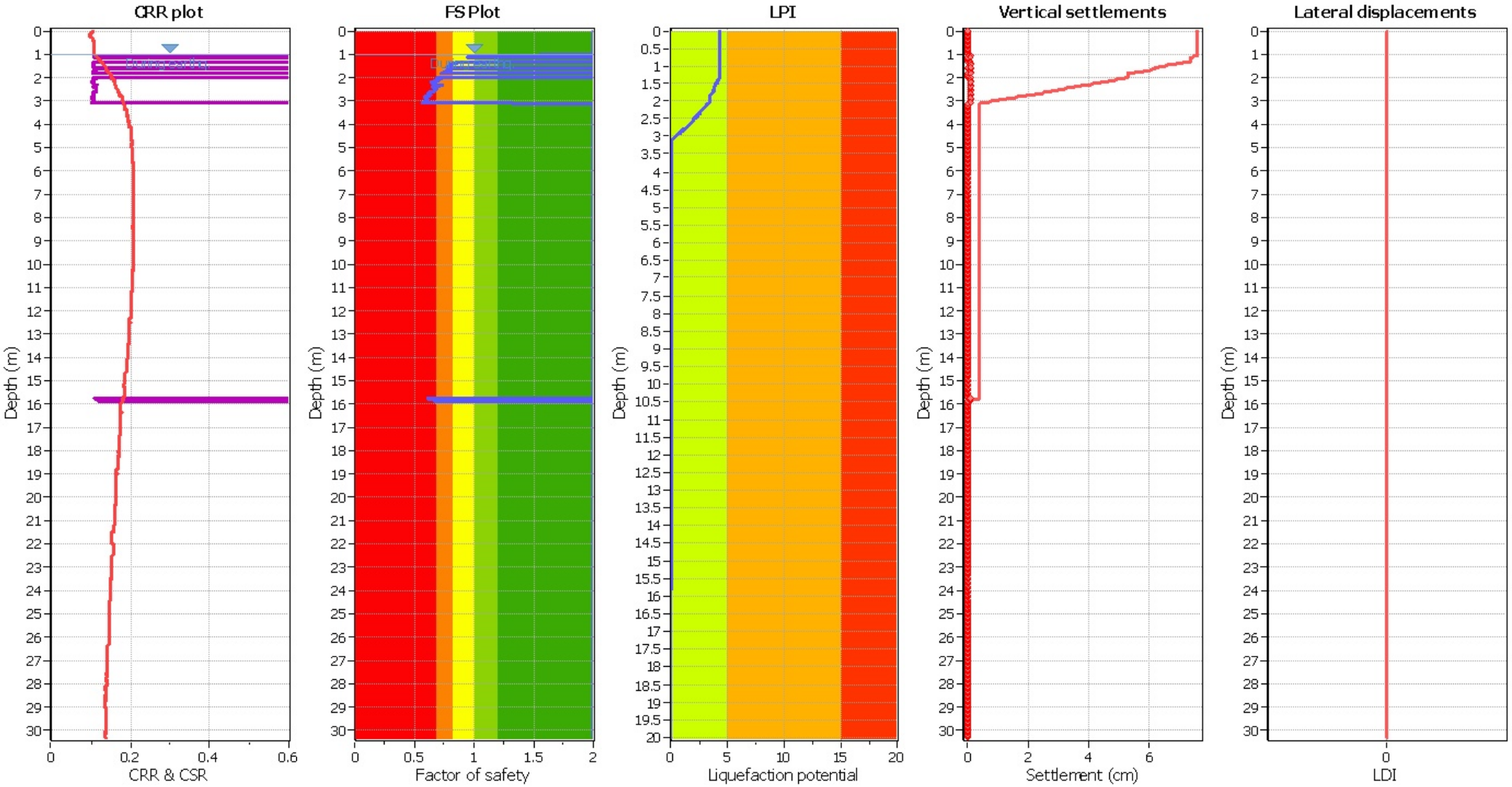

Input parameters and analysis data

Analysis method:	B&I (2014)	Depth to GWT (erthq.):	1.00 m	Fill weight:	N/A
Fines correction method:	B&I (2014)	Average results interval:	3	Transition detect. applied:	No
Points to test:	Based on Ic value	Ic cut-off value:	2.60	K_σ applied:	Yes
Earthquake magnitude M_w:	6.14	Unit weight calculation:	Based on SBT	Clay like behavior applied:	Sands only
Peak ground acceleration:	0.20	Use fill:	No	Limit depth applied:	Yes
Depth to water table (insitu):	1.00 m	Fill height:	N/A	Limit depth:	20.00 m

F.S. color scheme

- Almost certain it will liquefy
- Very likely to liquefy
- Liquefaction and no liq. are equally likely
- Unlike to liquefy
- Almost certain it will not liquefy

LPI color scheme

- Very high risk
- High risk
- Low risk

CPT basic interpretation plo

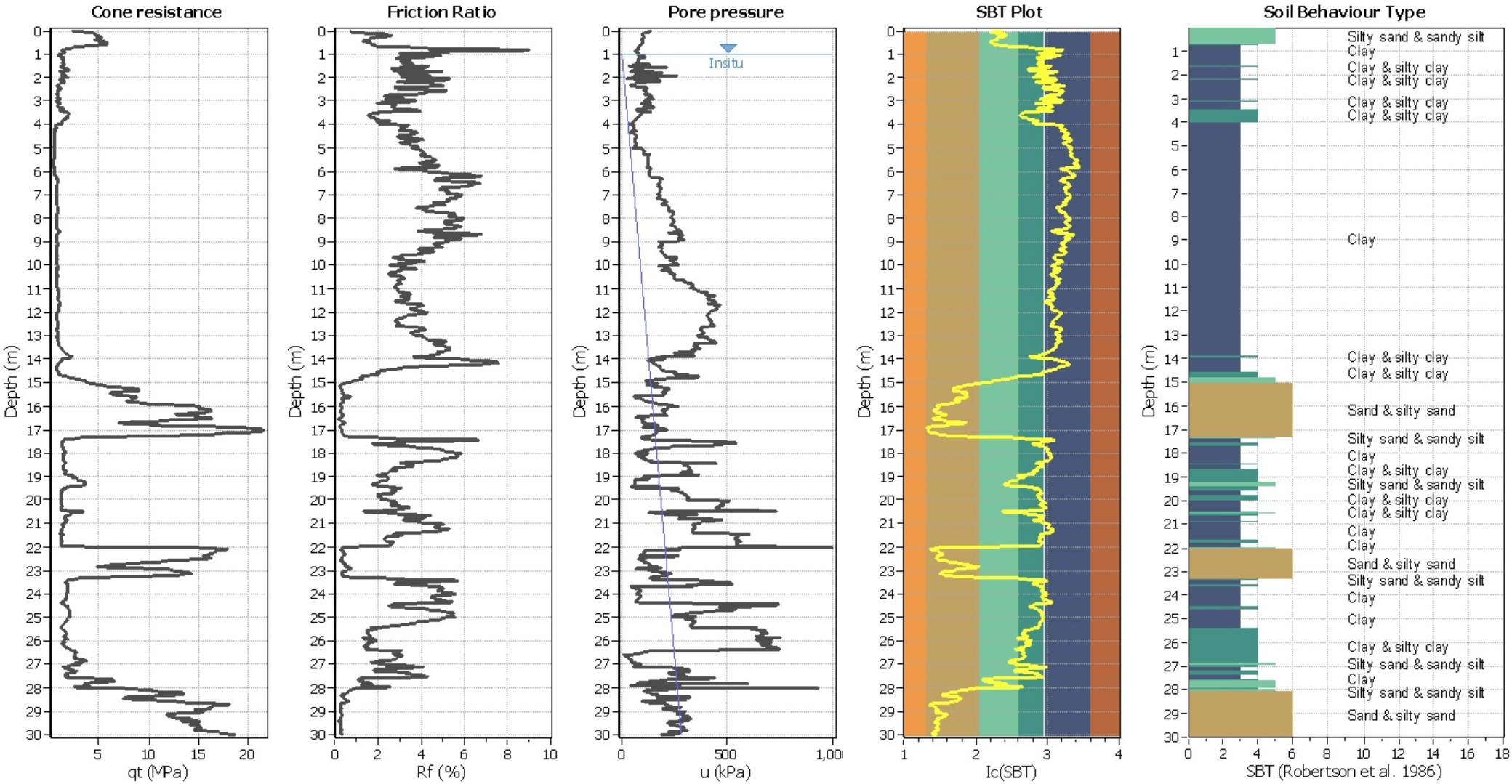

Input parameters and analysis data

Analysis method:	B&I (2014)	Depth to GWT (erthq.):	1.00 m	Fill weight:	N/A
Fines correction method:	B&I (2014)	Average results interval:	3	Transition detect. applied:	No
Points to test:	Based on Ic value	Ic cut-off value:	2.60	K_σ applied:	Yes
Earthquake magnitude M_w:	6.14	Unit weight calculation:	Based on SBT	Clay like behavior applied:	Sands only
Peak ground acceleration:	0.20	Use fill:	No	Limit depth applied:	Yes
Depth to water table (insitu):	1.00 m	Fill height:	N/A	Limit depth:	20.00 m

SBT legend

1. Sensitive fine grained
2. Organic material
3. Clay to silty clay
4. Clayey silt to silty clay
5. Silty sand to sandy silt
6. Clean sand to silty sand
7. Gravely sand to sand
8. Very stiff sand to clayey sand
9. Very stiff fine grained

Liquefaction analysis overall plot

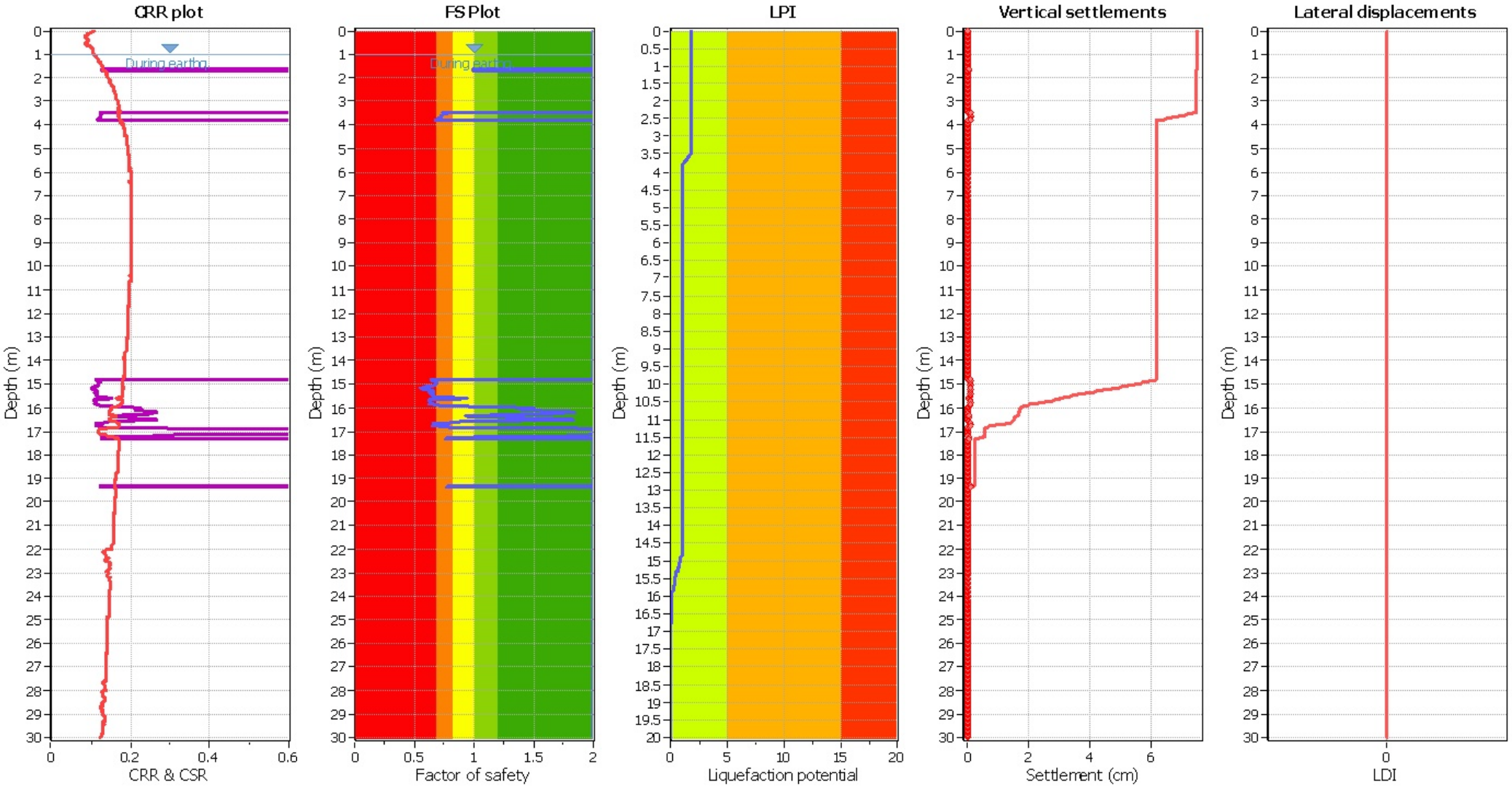

Input parameters and analysis data

Analysis method:	B&I (2014)	Depth to GWT (erthq.):	1.00 m	Fill weight:	N/A
Fines correction method:	B&I (2014)	Average results interval:	3	Transition detect. applied:	No
Points to test:	Based on Ic value	Ic cut-off value:	2.60	K_σ applied:	Yes
Earthquake magnitude M_w:	6.14	Unit weight calculation:	Based on SBT	Clay like behavior applied:	Sands only
Peak ground acceleration:	0.20	Use fill:	No	Limit depth applied:	Yes
Depth to water table (insitu):	1.00 m	Fill height:	N/A	Limit depth:	20.00 m

F.S. color scheme

- Almost certain it will liquefy
- Very likely to liquefy
- Liquefaction and no liq. are equally likely
- Unlike to liquefy
- Almost certain it will not liquefy

LPI color scheme

- Very high risk
- High risk
- Low risk

CPT basic interpretation plo

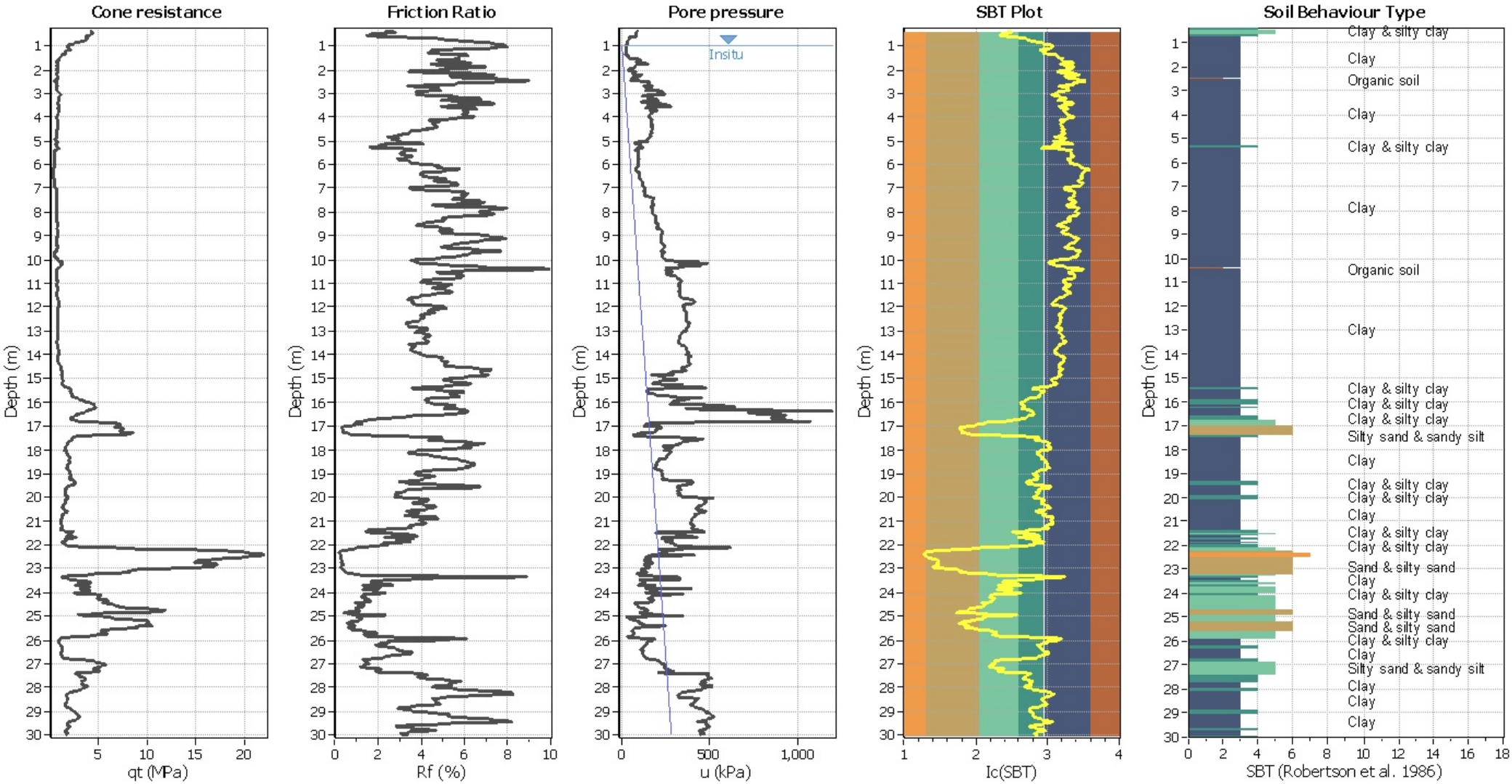

Input parameters and analysis data

Analysis method:	B&I (2014)	Depth to GWT (erthq.):	1.00 m	Fill weight:	N/A
Fines correction method:	B&I (2014)	Average results interval:	3	Transition detect. applied:	No
Points to test:	Based on Ic value	Ic cut-off value:	2.60	K_σ applied:	Yes
Earthquake magnitude M_w:	6.14	Unit weight calculation:	Based on SBT	Clay like behavior applied:	Sands only
Peak ground acceleration:	0.20	Use fill:	No	Limit depth applied:	Yes
Depth to water table (insitu):	1.00 m	Fill height:	N/A	Limit depth:	20.00 m

SBT legend

1. Sensitive fine grained
2. Organic material
3. Clay to silty clay
4. Clayey silt to silty clay
5. Silty sand to sandy silt
6. Clean sand to silty sand
7. Gravely sand to sand
8. Very stiff sand to clayey sand
9. Very stiff fine grained

Liquefaction analysis overall plot

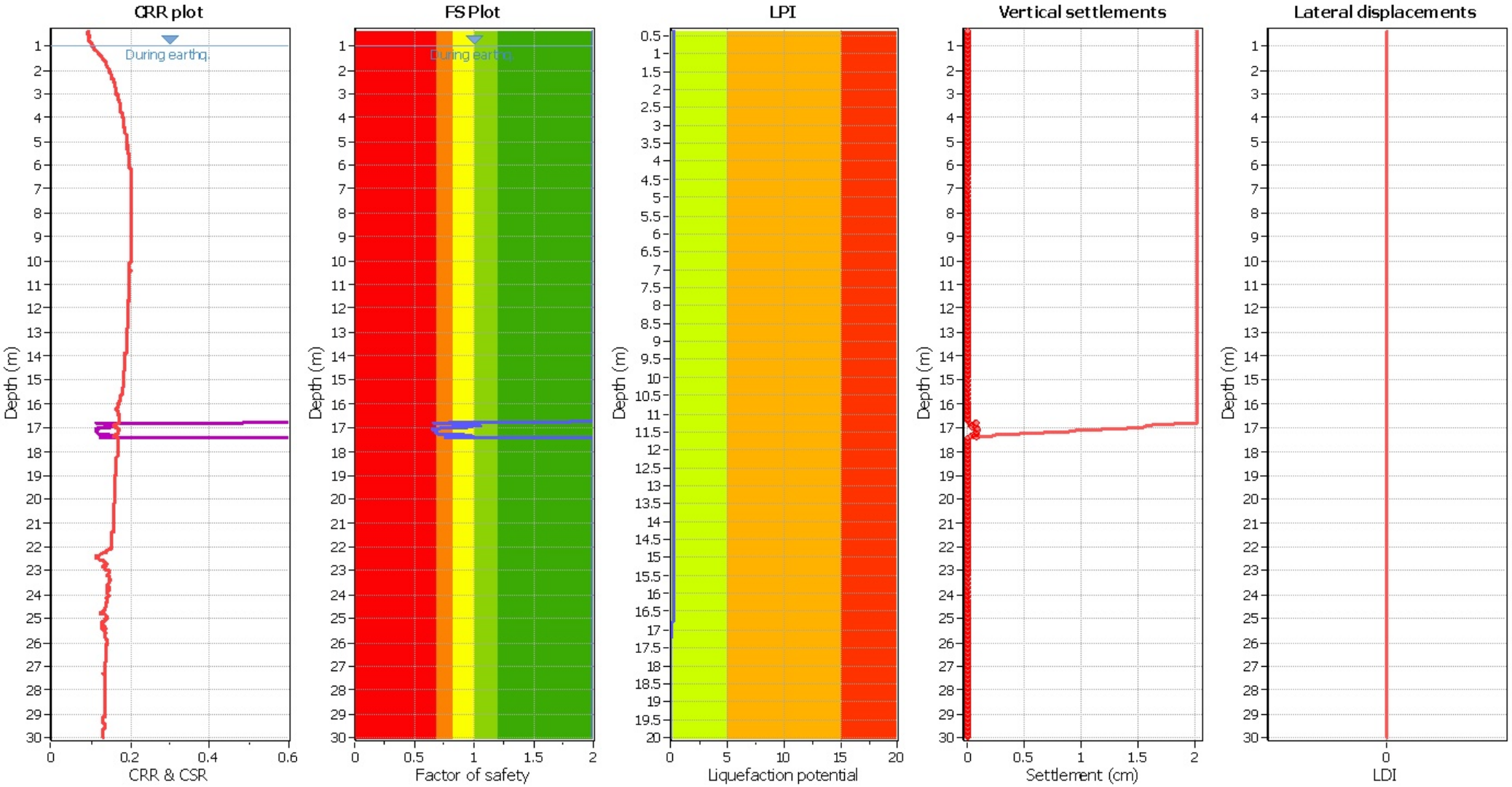

Input parameters and analysis data

Analysis method:	B&I (2014)	Depth to GWT (erthq.):	1.00 m	Fill weight:	N/A
Fines correction method:	B&I (2014)	Average results interval:	3	Transition detect. applied:	No
Points to test:	Based on Ic value	Ic cut-off value:	2.60	K_σ applied:	Yes
Earthquake magnitude M_w:	6.14	Unit weight calculation:	Based on SBT	Clay like behavior applied:	Sands only
Peak ground acceleration:	0.20	Use fill:	No	Limit depth applied:	Yes
Depth to water table (insitu):	1.00 m	Fill height:	N/A	Limit depth:	20.00 m

F.S. color scheme

- Almost certain it will liquefy
- Very likely to liquefy
- Liquefaction and no liq. are equally likely
- Unlike to liquefy
- Almost certain it will not liquefy

LPI color scheme

- Very high risk
- High risk
- Low risk

CPT basic interpretation plo

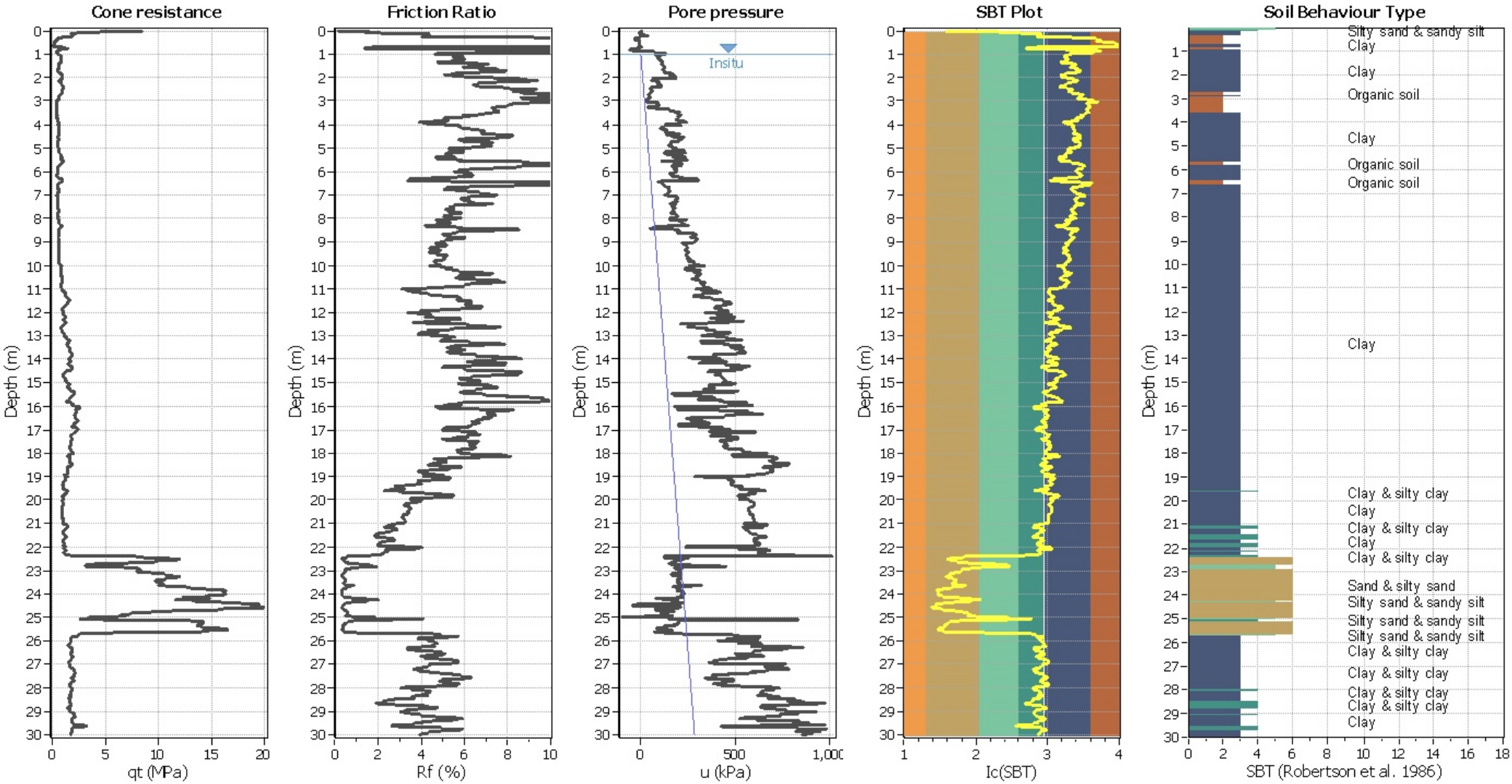

Input parameters and analysis data

Analysis method:	B&I (2014)	Depth to GWT (erthq.):	1.00 m	Fill weight:	N/A
Fines correction method:	B&I (2014)	Average results interval:	3	Transition detect. applied:	No
Points to test:	Based on Ic value	Ic cut-off value:	2.60	K_σ applied:	Yes
Earthquake magnitude M_w:	6.14	Unit weight calculation:	Based on SBT	Clay like behavior applied:	Sands only
Peak ground acceleration:	0.20	Use fill:	No	Limit depth applied:	Yes
Depth to water table (insitu):	1.00 m	Fill height:	N/A	Limit depth:	20.00 m

SBT legend

1. Sensitive fine grained
2. Organic material
3. Clay to silty clay
4. Clayey silt to silty clay
5. Silty sand to sandy silt
6. Clean sand to silty sand
7. Gravely sand to sand
8. Very stiff sand to clayey sand
9. Very stiff fine grained

Liquefaction analysis overall plot

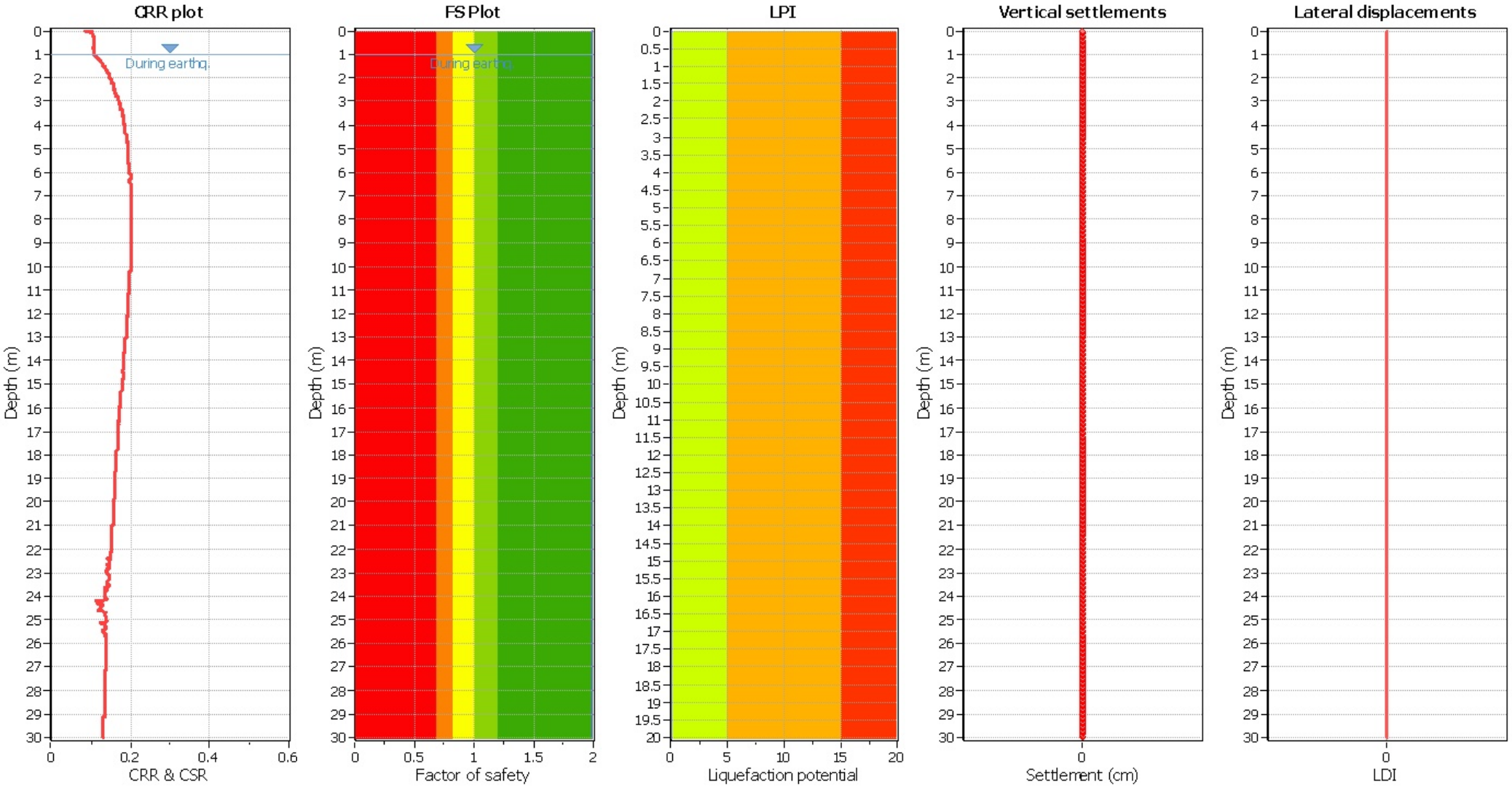

Input parameters and analysis data

Analysis method:	B&I (2014)	Depth to GWT (erthq.):	1.00 m	Fill weight:	N/A
Fines correction method:	B&I (2014)	Average results interval:	3	Transition detect. applied:	No
Points to test:	Based on Ic value	Ic cut-off value:	2.60	K_σ applied:	Yes
Earthquake magnitude M_w:	6.14	Unit weight calculation:	Based on SBT	Clay like behavior applied:	Sands only
Peak ground acceleration:	0.20	Use fill:	No	Limit depth applied:	Yes
Depth to water table (insitu):	1.00 m	Fill height:	N/A	Limit depth:	20.00 m

F.S. color scheme

- Almost certain it will liquefy
- Very likely to liquefy
- Liquefaction and no liq. are equally likely
- Unlike to liquefy
- Almost certain it will not liquefy

LPI color scheme

- Very high risk
- High risk
- Low risk

CPT basic interpretation plo

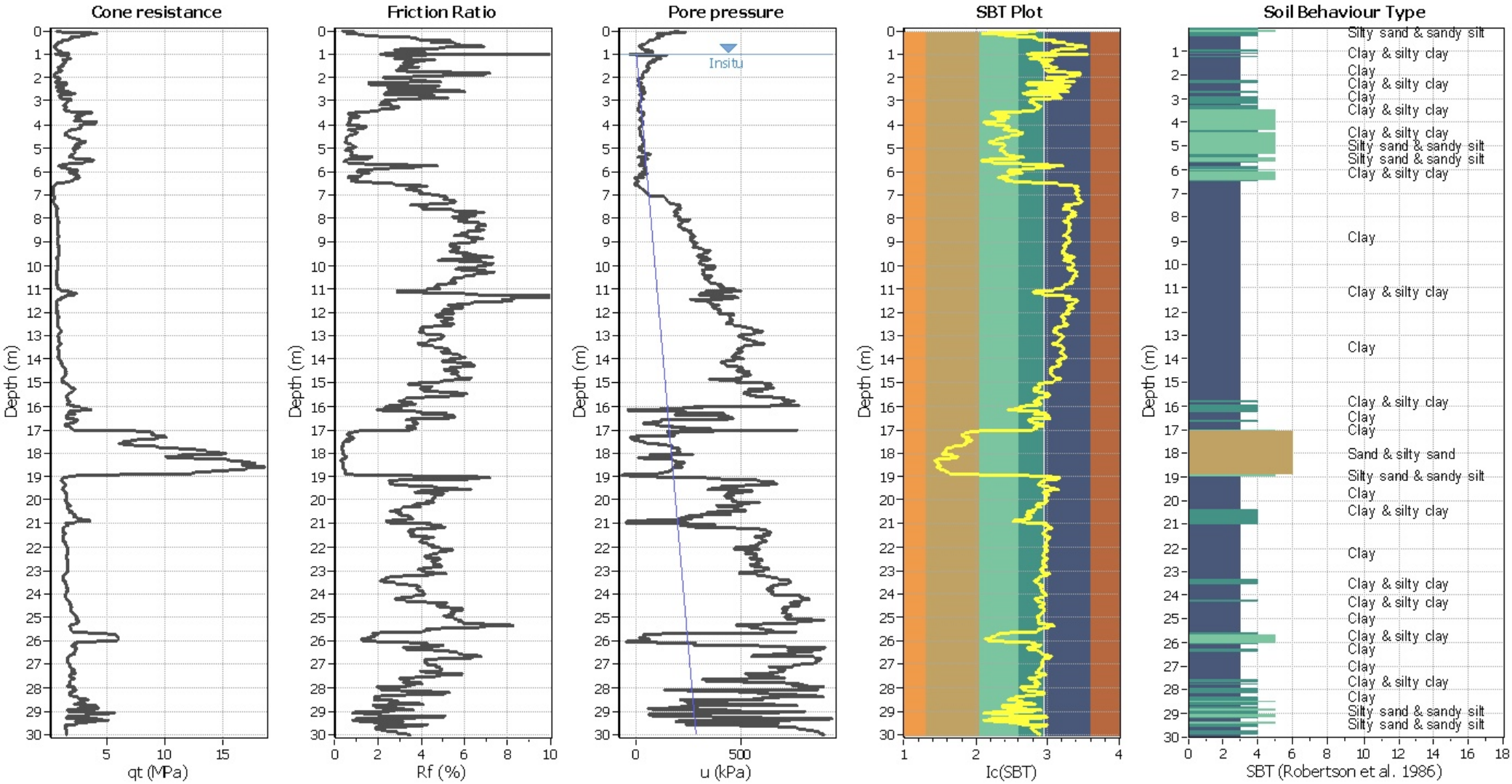

Input parameters and analysis data

Analysis method:	B&I (2014)	Depth to GWT (erthq.):	1.00 m	Fill weight:	N/A
Fines correction method:	B&I (2014)	Average results interval:	3	Transition detect. applied:	No
Points to test:	Based on Ic value	Ic cut-off value:	2.60	K_σ applied:	Yes
Earthquake magnitude M_w:	6.14	Unit weight calculation:	Based on SBT	Clay like behavior applied:	Sands only
Peak ground acceleration:	0.20	Use fill:	No	Limit depth applied:	Yes
Depth to water table (insitu):	1.00 m	Fill height:	N/A	Limit depth:	20.00 m

SBT legend

1. Sensitive fine grained
2. Organic material
3. Clay to silty clay
4. Clayey silt to silty clay
5. Silty sand to sandy silt
6. Clean sand to silty sand
7. Gravely sand to sand
8. Very stiff sand to clayey sand
9. Very stiff fine grained

Liquefaction analysis overall plot

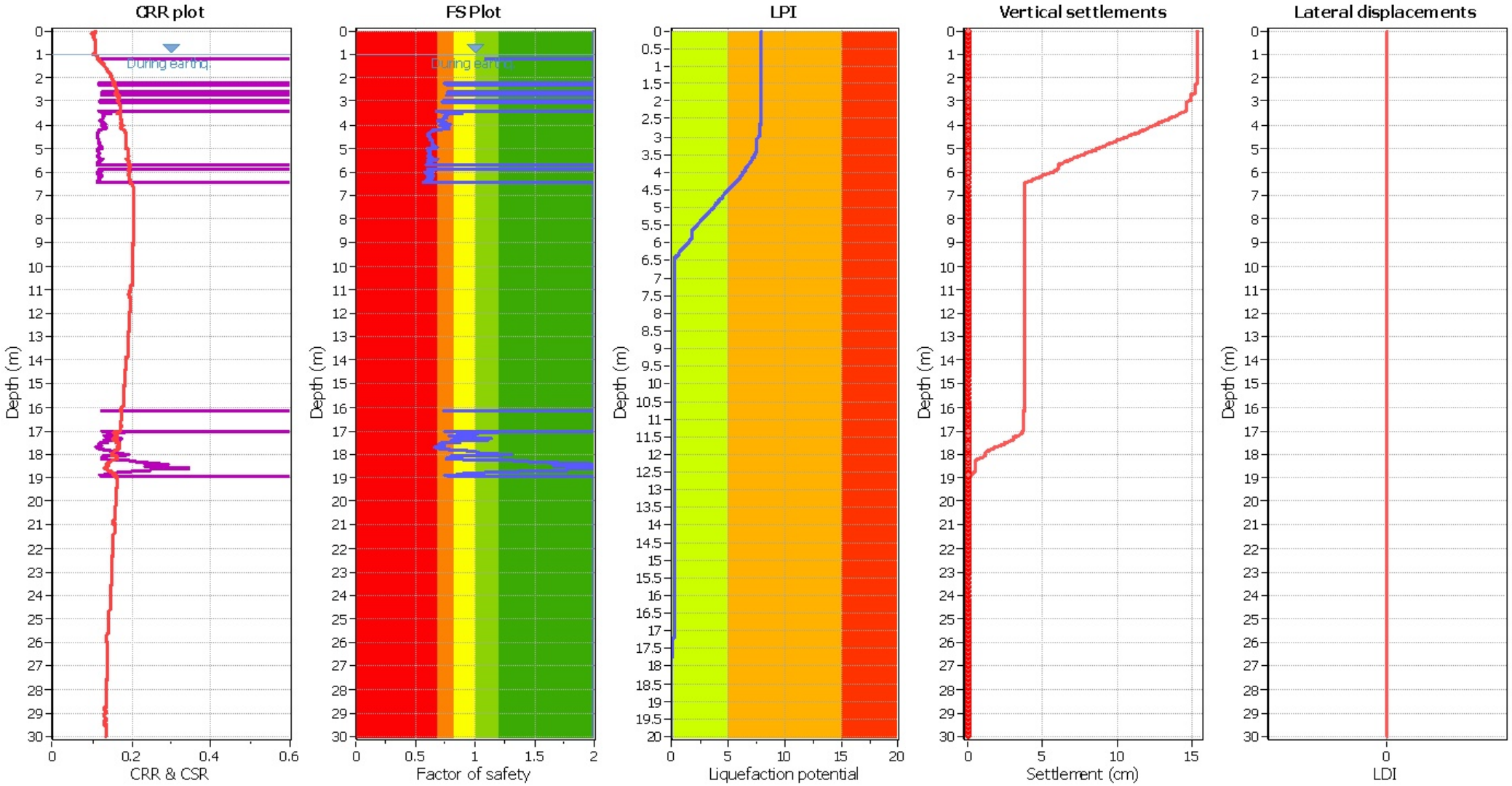

Input parameters and analysis data

Analysis method:	B&I (2014)	Depth to GWT (erthq.):	1.00 m	Fill weight:	N/A
Fines correction method:	B&I (2014)	Average results interval:	3	Transition detect. applied:	No
Points to test:	Based on Ic value	Ic cut-off value:	2.60	K_σ applied:	Yes
Earthquake magnitude M_w:	6.14	Unit weight calculation:	Based on SBT	Clay like behavior applied:	Sands only
Peak ground acceleration:	0.20	Use fill:	No	Limit depth applied:	Yes
Depth to water table (insitu):	1.00 m	Fill height:	N/A	Limit depth:	20.00 m

F.S. color scheme

- Almost certain it will liquefy
- Very likely to liquefy
- Liquefaction and no liq. are equally likely
- Unlike to liquefy
- Almost certain it will not liquefy

LPI color scheme

- Very high risk
- High risk
- Low risk

CPT basic interpretation plo

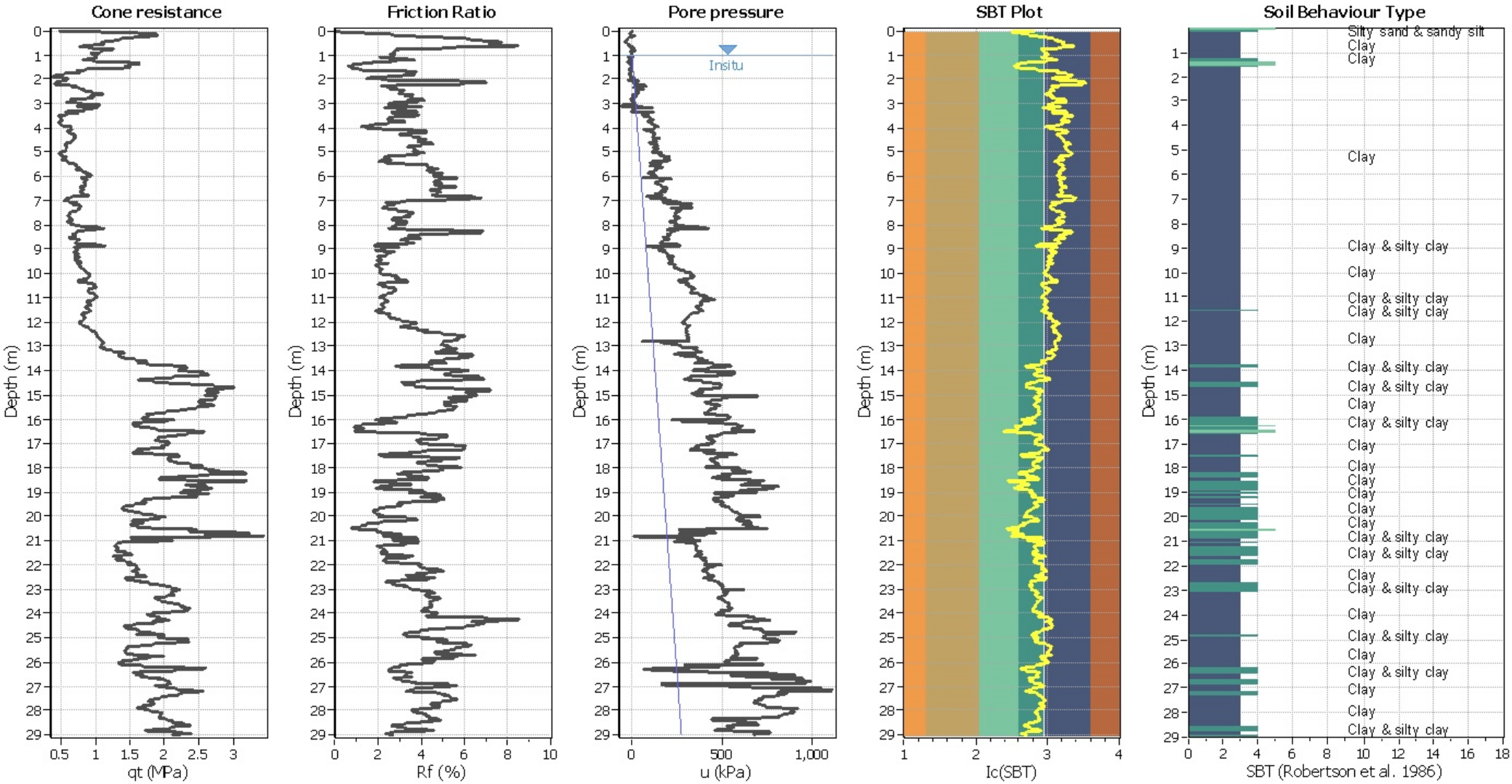

Input parameters and analysis data

Analysis method:	B&I (2014)	Depth to GWT (erthq.):	1.00 m	Fill weight:	N/A
Fines correction method:	B&I (2014)	Average results interval:	3	Transition detect. applied:	No
Points to test:	Based on Ic value	Ic cut-off value:	2.60	K_σ applied:	Yes
Earthquake magnitude M_w:	6.14	Unit weight calculation:	Based on SBT	Clay like behavior applied:	Sands only
Peak ground acceleration:	0.20	Use fill:	No	Limit depth applied:	Yes
Depth to water table (insitu):	1.00 m	Fill height:	N/A	Limit depth:	20.00 m

SBT legend

1. Sensitive fine grained	4. Clayey silt to silty clay	7. Gravely sand to sand
2. Organic material	5. Silty sand to sandy silt	8. Very stiff sand to clayey sand
3. Clay to silty clay	6. Clean sand to silty sand	9. Very stiff fine grained

Liquefaction analysis overall plot

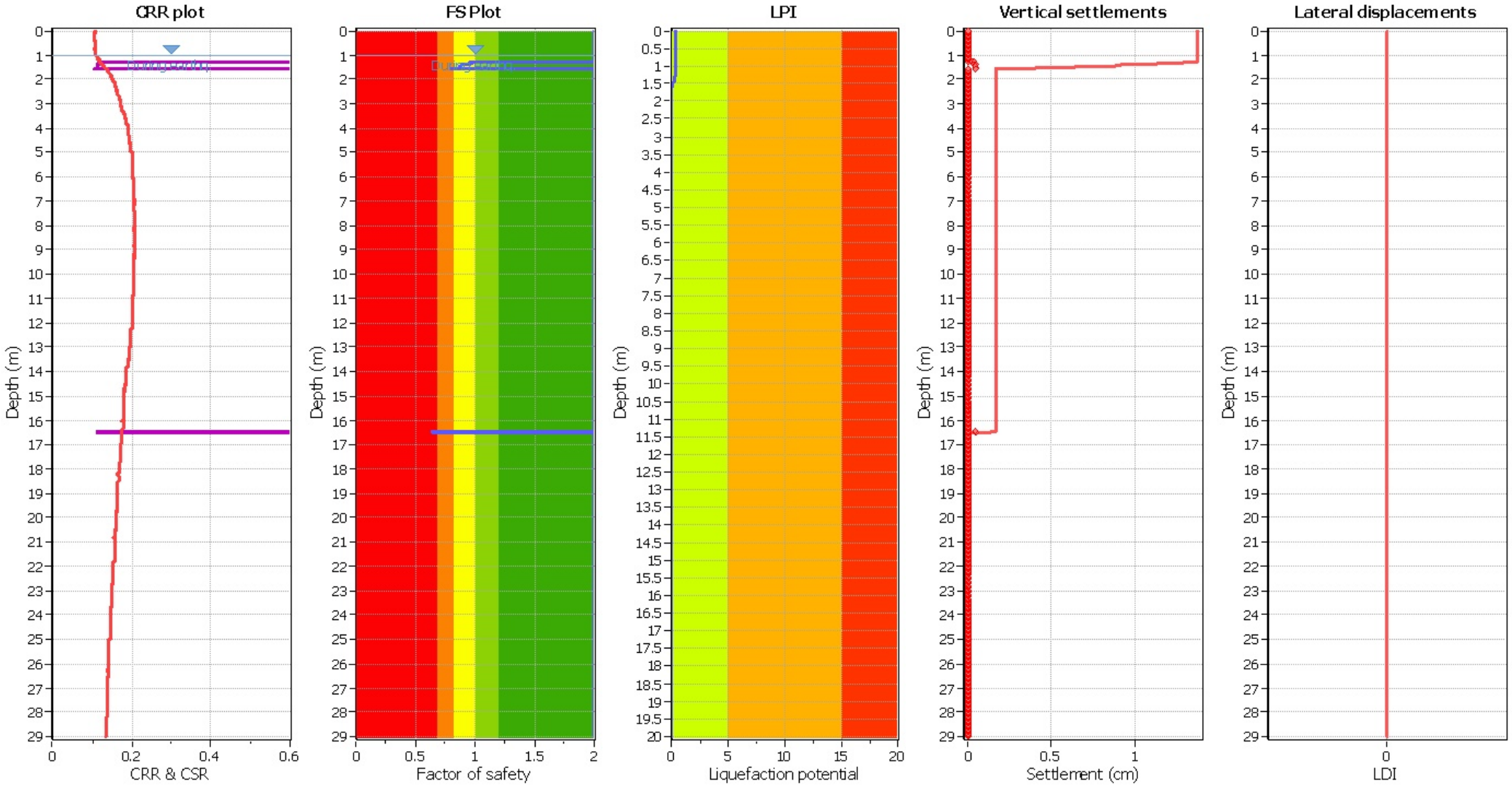

Input parameters and analysis data

Analysis method:	B&I (2014)	Depth to GWT (erthq.):	1.00 m	Fill weight:	N/A
Fines correction method:	B&I (2014)	Average results interval:	3	Transition detect. applied:	No
Points to test:	Based on Ic value	Ic cut-off value:	2.60	K_σ applied:	Yes
Earthquake magnitude M_w:	6.14	Unit weight calculation:	Based on SBT	Clay like behavior applied:	Sands only
Peak ground acceleration:	0.20	Use fill:	No	Limit depth applied:	Yes
Depth to water table (insitu):	1.00 m	Fill height:	N/A	Limit depth:	20.00 m

F.S. color scheme

- Almost certain it will liquefy
- Very likely to liquefy
- Liquefaction and no liq. are equally likely
- Unlike to liquefy
- Almost certain it will not liquefy

LPI color scheme

- Very high risk
- High risk
- Low risk

CPT basic interpretation plo

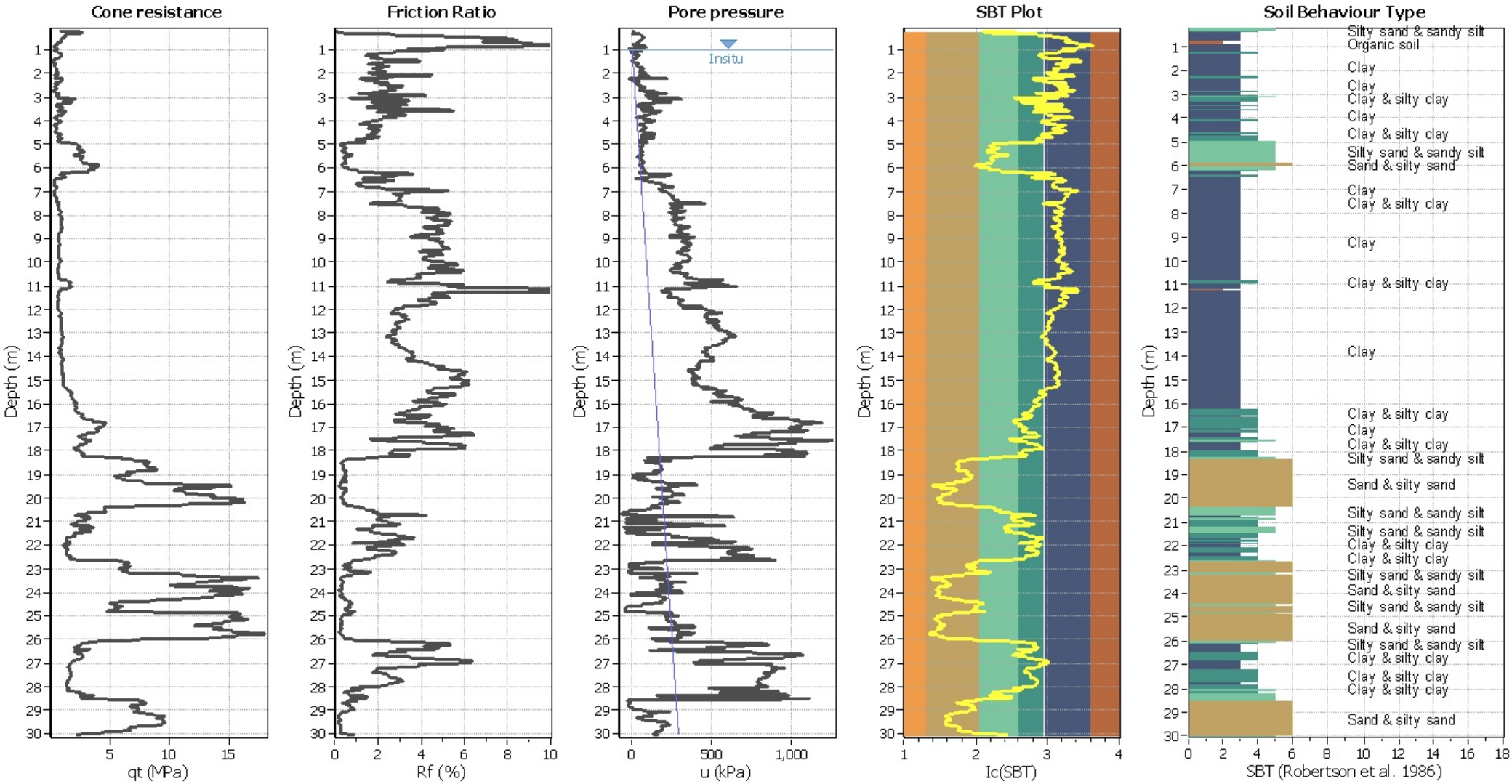

Input parameters and analysis data

Analysis method:	B&I (2014)	Depth to GWT (erthq.):	1.00 m	Fill weight:	N/A
Fines correction method:	B&I (2014)	Average results interval:	3	Transition detect. applied:	No
Points to test:	Based on Ic value	Ic cut-off value:	2.60	K_σ applied:	Yes
Earthquake magnitude M_w:	6.14	Unit weight calculation:	Based on SBT	Clay like behavior applied:	Sands only
Peak ground acceleration:	0.20	Use fill:	No	Limit depth applied:	Yes
Depth to water table (insitu):	1.00 m	Fill height:	N/A	Limit depth:	20.00 m

SBT legend

1. Sensitive fine grained
2. Organic material
3. Clay to silty clay
4. Clayey silt to silty clay
5. Silty sand to sandy silt
6. Clean sand to silty sand
7. Gravely sand to sand
8. Very stiff sand to clayey sand
9. Very stiff fine grained

Liquefaction analysis overall plot

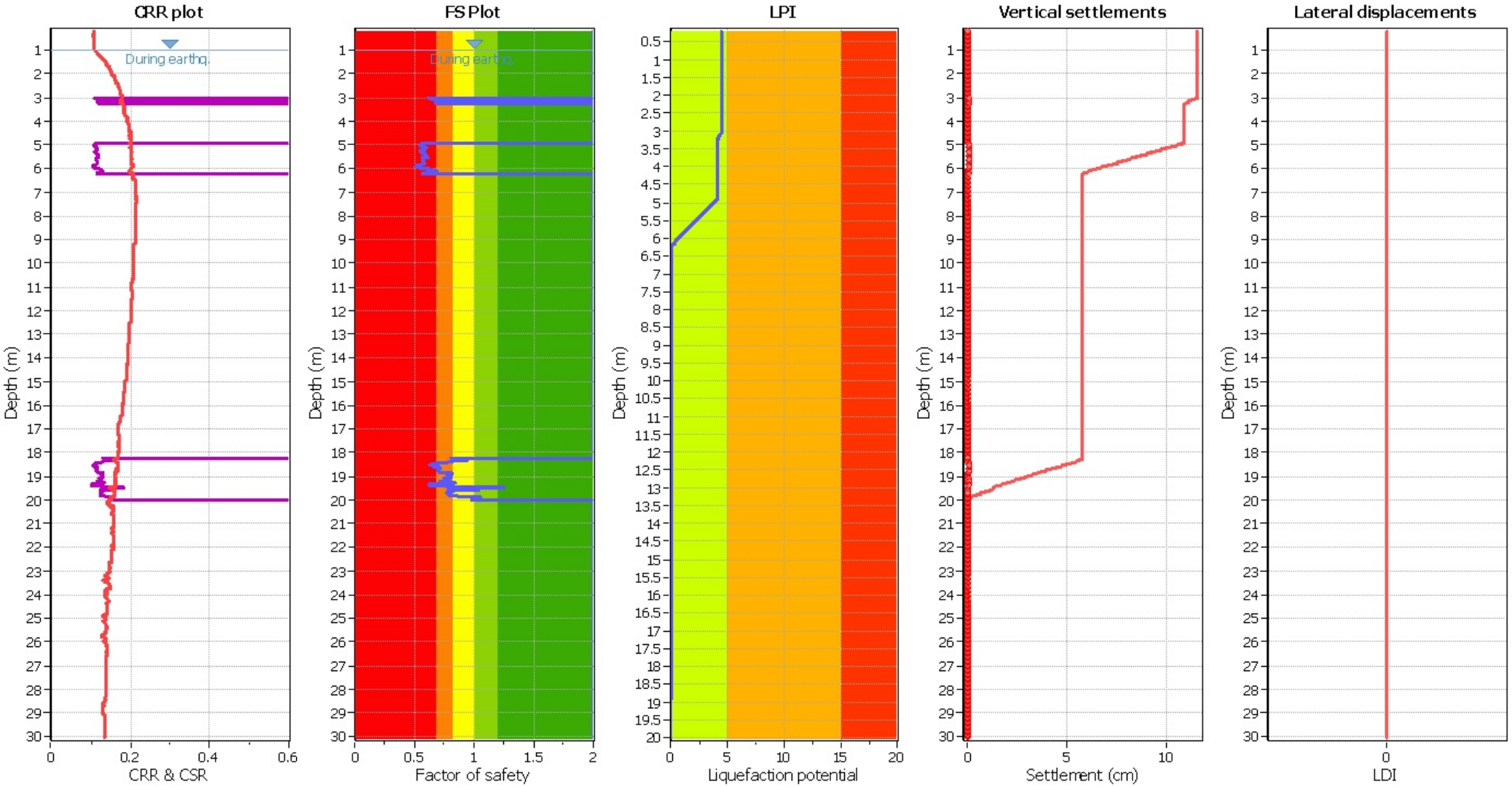

Input parameters and analysis data

Analysis method:	B&I (2014)	Depth to GWT (erthq.):	1.00 m	Fill weight:	N/A
Fines correction method:	B&I (2014)	Average results interval:	3	Transition detect. applied:	No
Points to test:	Based on Ic value	Ic cut-off value:	2.60	K_σ applied:	Yes
Earthquake magnitude M_w:	6.14	Unit weight calculation:	Based on SBT	Clay like behavior applied:	Sands only
Peak ground acceleration:	0.20	Use fill:	No	Limit depth applied:	Yes
Depth to water table (insitu):	1.00 m	Fill height:	N/A	Limit depth:	20.00 m

F.S. color scheme

- Almost certain it will liquefy
- Very likely to liquefy
- Liquefaction and no liq. are equally likely
- Unlike to liquefy
- Almost certain it will not liquefy

LPI color scheme

- Very high risk
- High risk
- Low risk

CPT basic interpretation plo

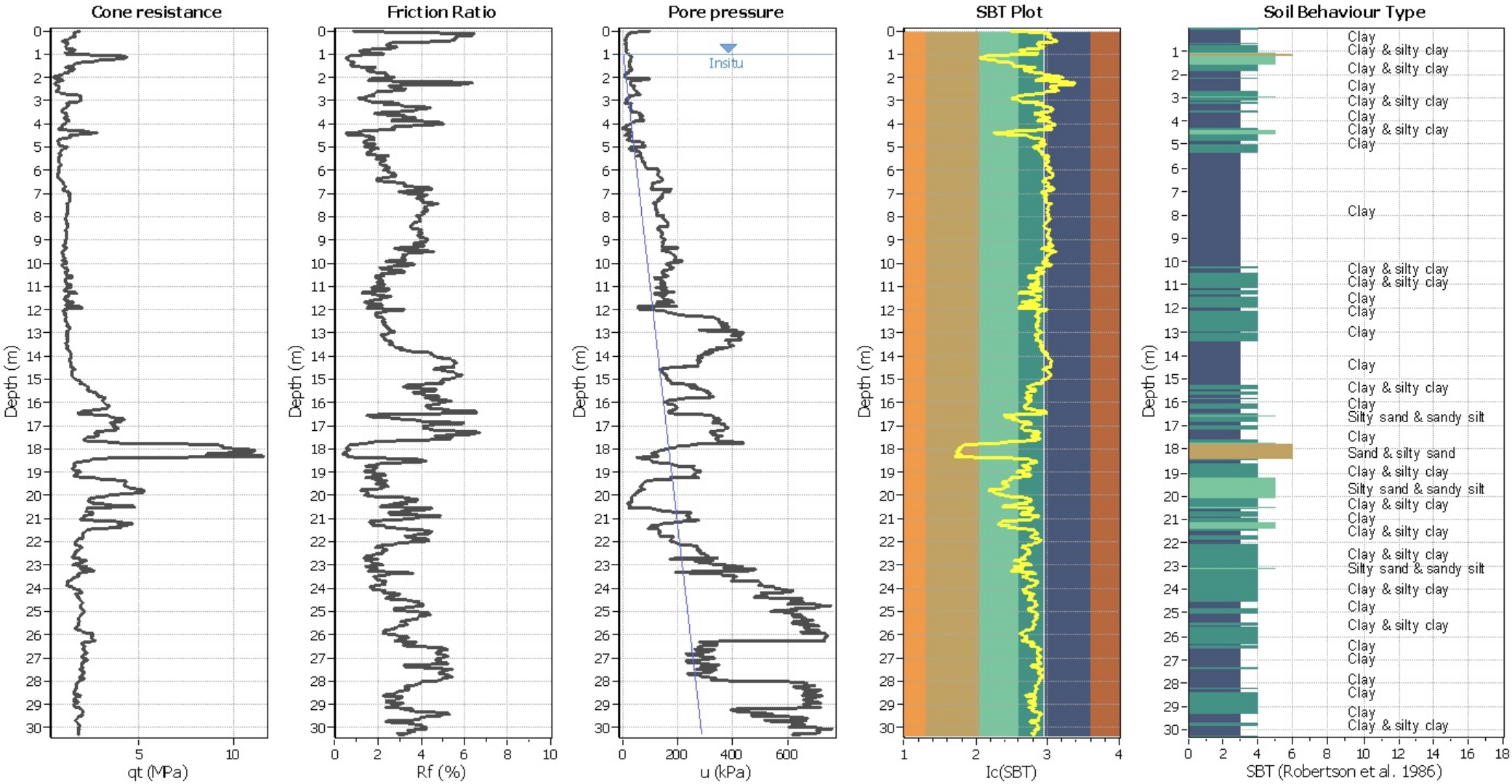

Input parameters and analysis data

Analysis method:	B&I (2014)	Depth to GWT (erthq.):	1.00 m	Fill weight:	N/A
Fines correction method:	B&I (2014)	Average results interval:	3	Transition detect. applied:	No
Points to test:	Based on Ic value	Ic cut-off value:	2.60	K_σ applied:	Yes
Earthquake magnitude M_w:	6.14	Unit weight calculation:	Based on SBT	Clay like behavior applied:	Sands only
Peak ground acceleration:	0.20	Use fill:	No	Limit depth applied:	Yes
Depth to water table (insitu):	1.00 m	Fill height:	N/A	Limit depth:	20.00 m

SBT legend

1. Sensitive fine grained
2. Organic material
3. Clay to silty clay
4. Clayey silt to silty clay
5. Silty sand to sandy silt
6. Clean sand to silty sand
7. Gravely sand to sand
8. Very stiff sand to clayey sand
9. Very stiff fine grained

Liquefaction analysis overall plot

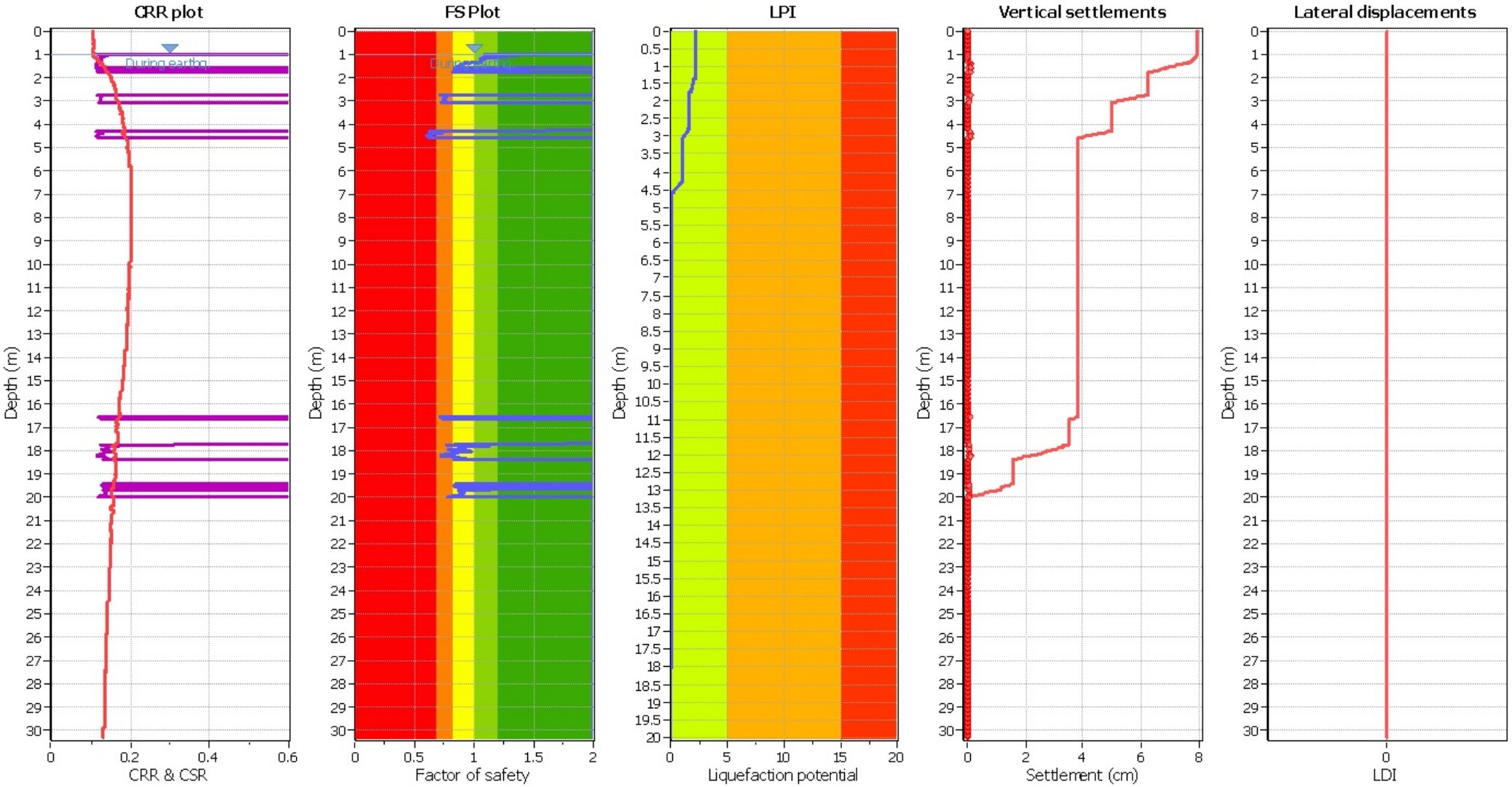

Input parameters and analysis data

Analysis method:	B&I (2014)	Depth to GWT (erthq.):	1.00 m	Fill weight:	N/A
Fines correction method:	B&I (2014)	Average results interval:	3	Transition detect. applied:	No
Points to test:	Based on Ic value	Ic cut-off value:	2.60	K_σ applied:	Yes
Earthquake magnitude M_w:	6.14	Unit weight calculation:	Based on SBT	Clay like behavior applied:	Sands only
Peak ground acceleration:	0.20	Use fill:	No	Limit depth applied:	Yes
Depth to water table (insitu):	1.00 m	Fill height:	N/A	Limit depth:	20.00 m

F.S. color scheme

- Almost certain it will liquefy
- Very likely to liquefy
- Liquefaction and no liq. are equally likely
- Unlike to liquefy
- Almost certain it will not liquefy

LPI color scheme

- Very high risk
- High risk
- Low risk

CPT basic interpretation plo

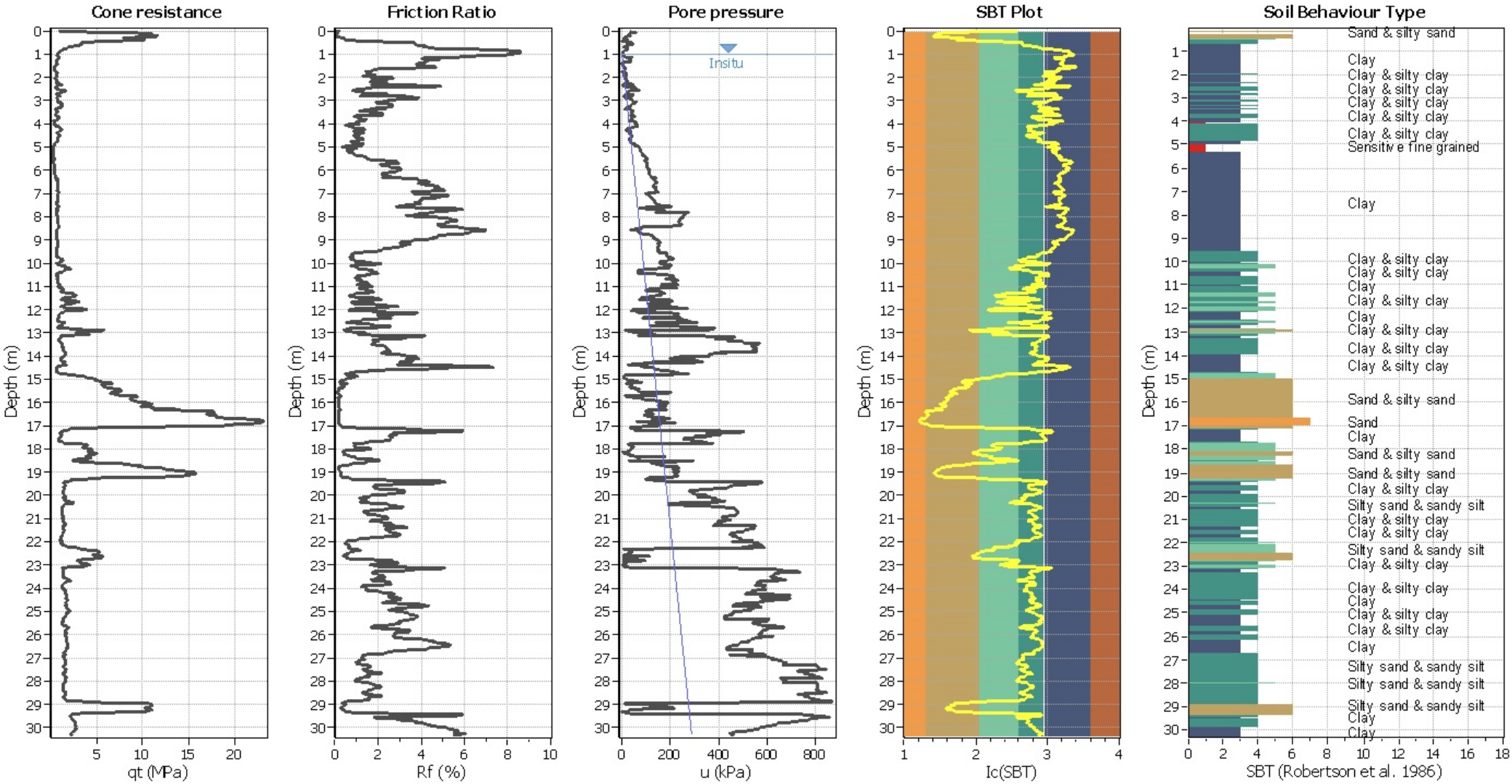

Input parameters and analysis data

Analysis method:	B&I (2014)	Depth to GWT (erthq.):	1.00 m	Fill weight:	N/A
Fines correction method:	B&I (2014)	Average results interval:	3	Transition detect. applied:	No
Points to test:	Based on Ic value	Ic cut-off value:	2.60	K_σ applied:	Yes
Earthquake magnitude M_w:	6.14	Unit weight calculation:	Based on SBT	Clay like behavior applied:	Sands only
Peak ground acceleration:	0.20	Use fill:	No	Limit depth applied:	Yes
Depth to water table (insitu):	1.00 m	Fill height:	N/A	Limit depth:	20.00 m

SBT legend

1. Sensitive fine grained
2. Organic material
3. Clay to silty clay
4. Clayey silt to silty clay
5. Silty sand to sandy silt
6. Clean sand to silty sand
7. Gravely sand to sand
8. Very stiff sand to clayey sand
9. Very stiff fine grained

Liquefaction analysis overall plot

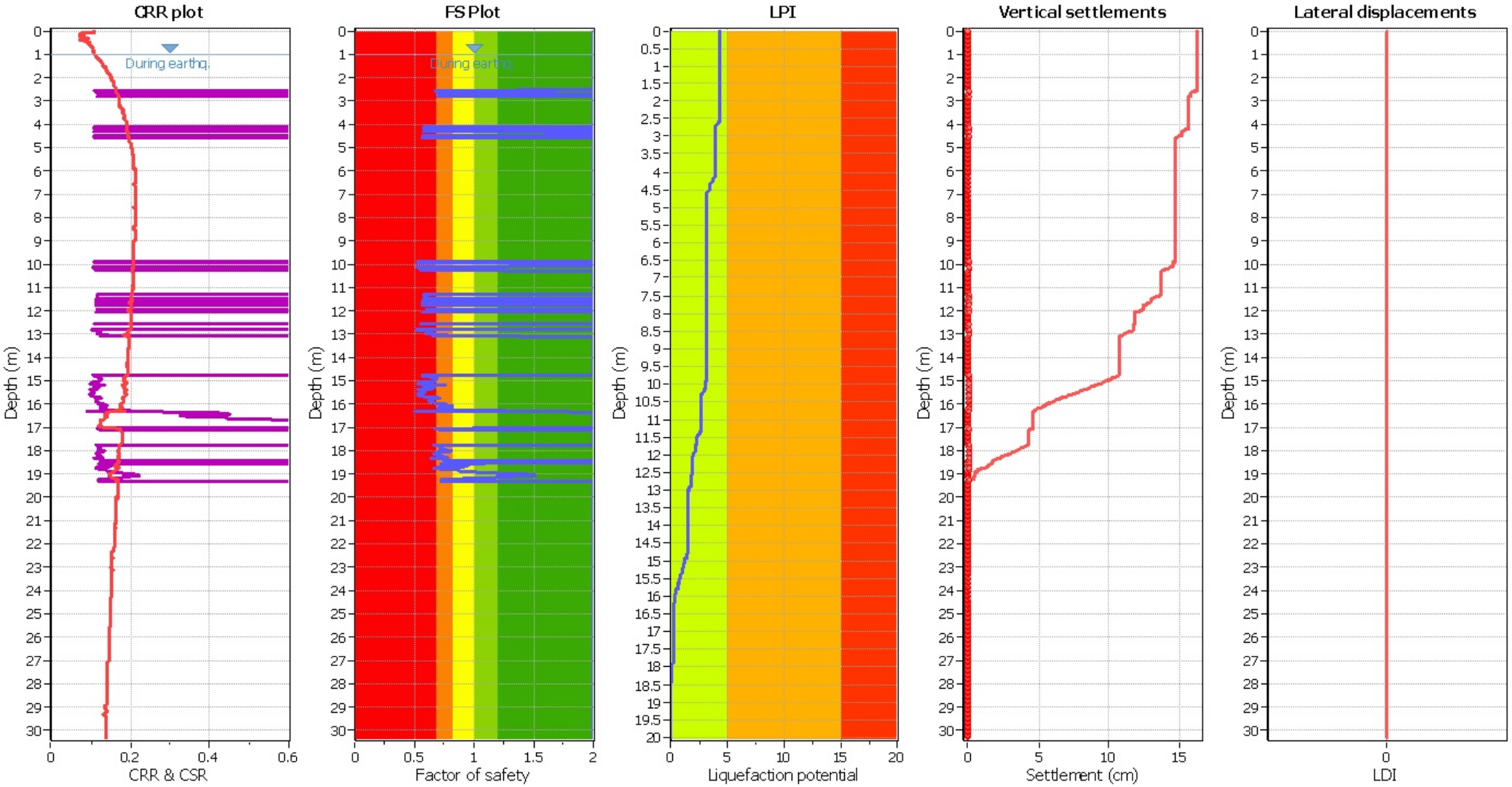

Input parameters and analysis data

Analysis method:	B&I (2014)	Depth to GWT (erthq.):	1.00 m	Fill weight:	N/A
Fines correction method:	B&I (2014)	Average results interval:	3	Transition detect. applied:	No
Points to test:	Based on Ic value	Ic cut-off value:	2.60	K_σ applied:	Yes
Earthquake magnitude M_w:	6.14	Unit weight calculation:	Based on SBT	Clay like behavior applied:	Sands only
Peak ground acceleration:	0.20	Use fill:	No	Limit depth applied:	Yes
Depth to water table (insitu):	1.00 m	Fill height:	N/A	Limit depth:	20.00 m

F.S. color scheme

- Almost certain it will liquefy
- Very likely to liquefy
- Liquefaction and no liq. are equally likely
- Unlike to liquefy
- Almost certain it will not liquefy

LPI color scheme

- Very high risk
- High risk
- Low risk

CPT basic interpretation plo

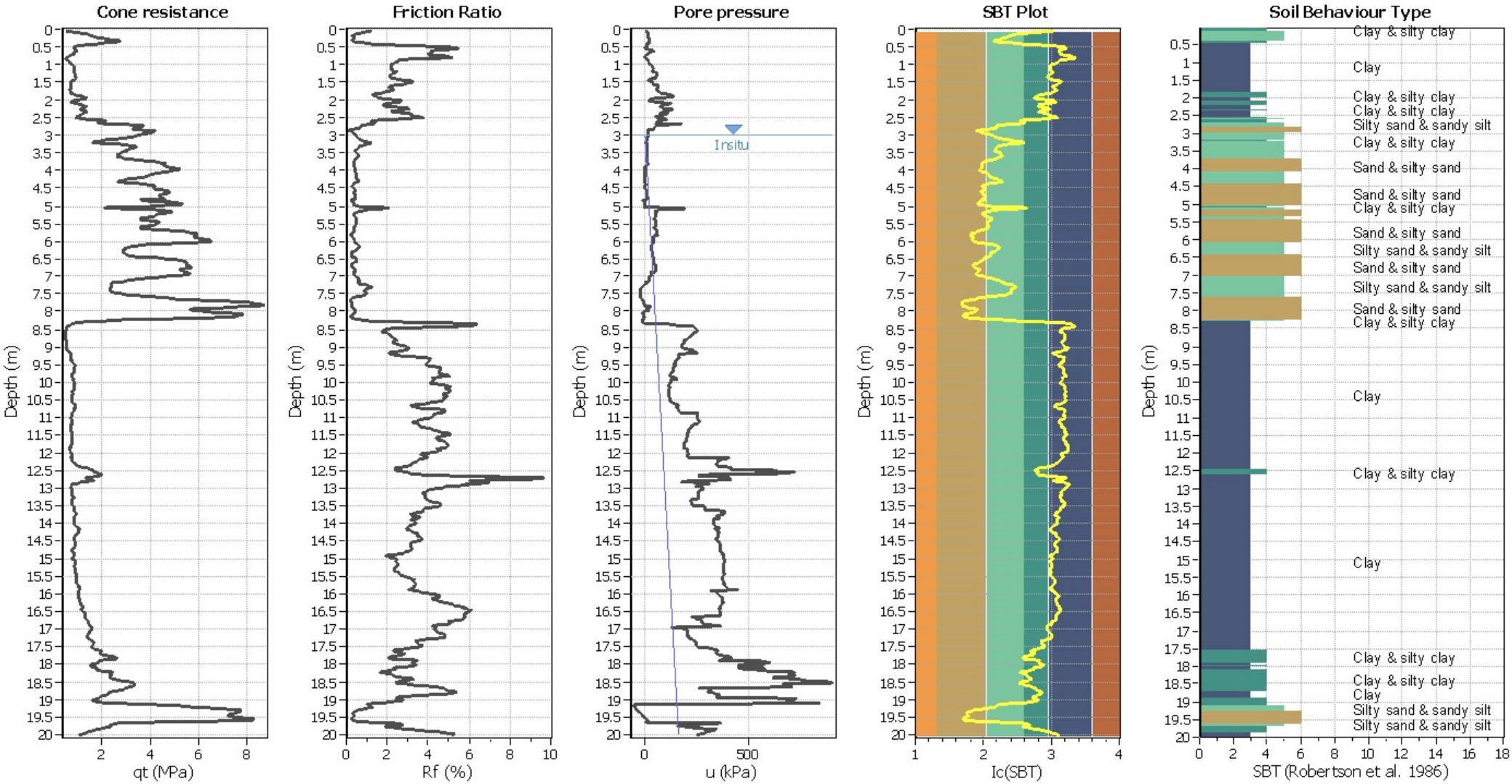

Input parameters and analysis data

Analysis method:	B&I (2014)	Depth to GWT (erthq.):	3.00 m	Fill weight:	N/A
Fines correction method:	B&I (2014)	Average results interval:	3	Transition detect. applied:	No
Points to test:	Based on Ic value	Ic cut-off value:	2.60	K_σ applied:	Yes
Earthquake magnitude M_w:	6.14	Unit weight calculation:	Based on SBT	Clay like behavior applied:	Sands only
Peak ground acceleration:	0.20	Use fill:	No	Limit depth applied:	Yes
Depth to water table (insitu):	3.00 m	Fill height:	N/A	Limit depth:	20.00 m

SBT legend

1. Sensitive fine grained
2. Organic material
3. Clay to silty clay
4. Clayey silt to silty clay
5. Silty sand to sandy silt
6. Clean sand to silty sand
7. Gravely sand to sand
8. Very stiff sand to clayey sand
9. Very stiff fine grained

Liquefaction analysis overall plot

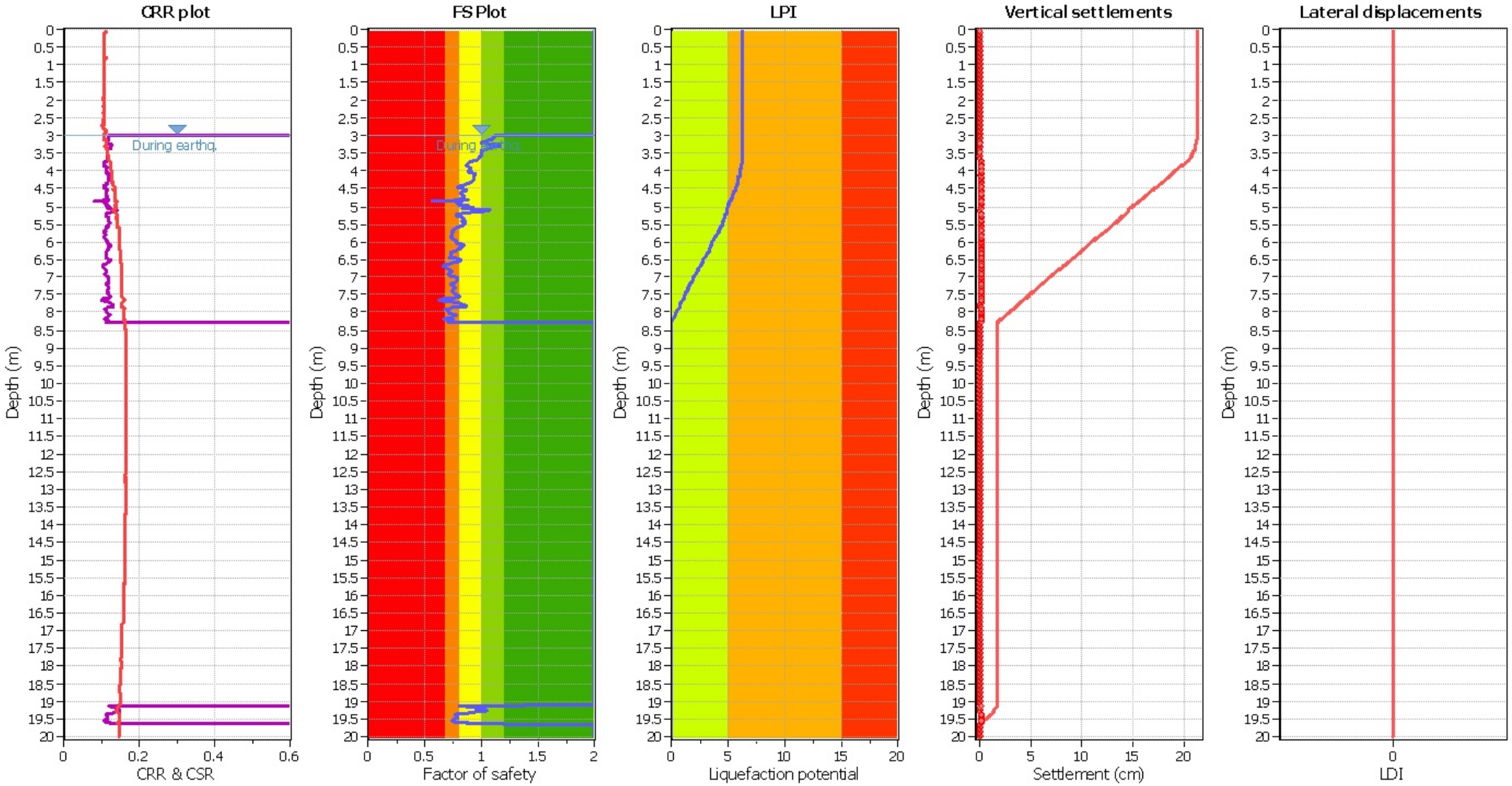

Input parameters and analysis data

Analysis method:	B&I (2014)	Depth to GWT (erthq.):	3.00 m	Fill weight:	N/A
Fines correction method:	B&I (2014)	Average results interval:	3	Transition detect. applied:	No
Points to test:	Based on Ic value	Ic cut-off value:	2.60	K_σ applied:	Yes
Earthquake magnitude M_w:	6.14	Unit weight calculation:	Based on SBT	Clay like behavior applied:	Sands only
Peak ground acceleration:	0.20	Use fill:	No	Limit depth applied:	Yes
Depth to water table (insitu):	3.00 m	Fill height:	N/A	Limit depth:	20.00 m

F.S. color scheme

- Almost certain it will liquefy
- Very likely to liquefy
- Liquefaction and no liq. are equally likely
- Unlike to liquefy
- Almost certain it will not liquefy

LPI color scheme

- Very high risk
- High risk
- Low risk

CPT basic interpretation plo

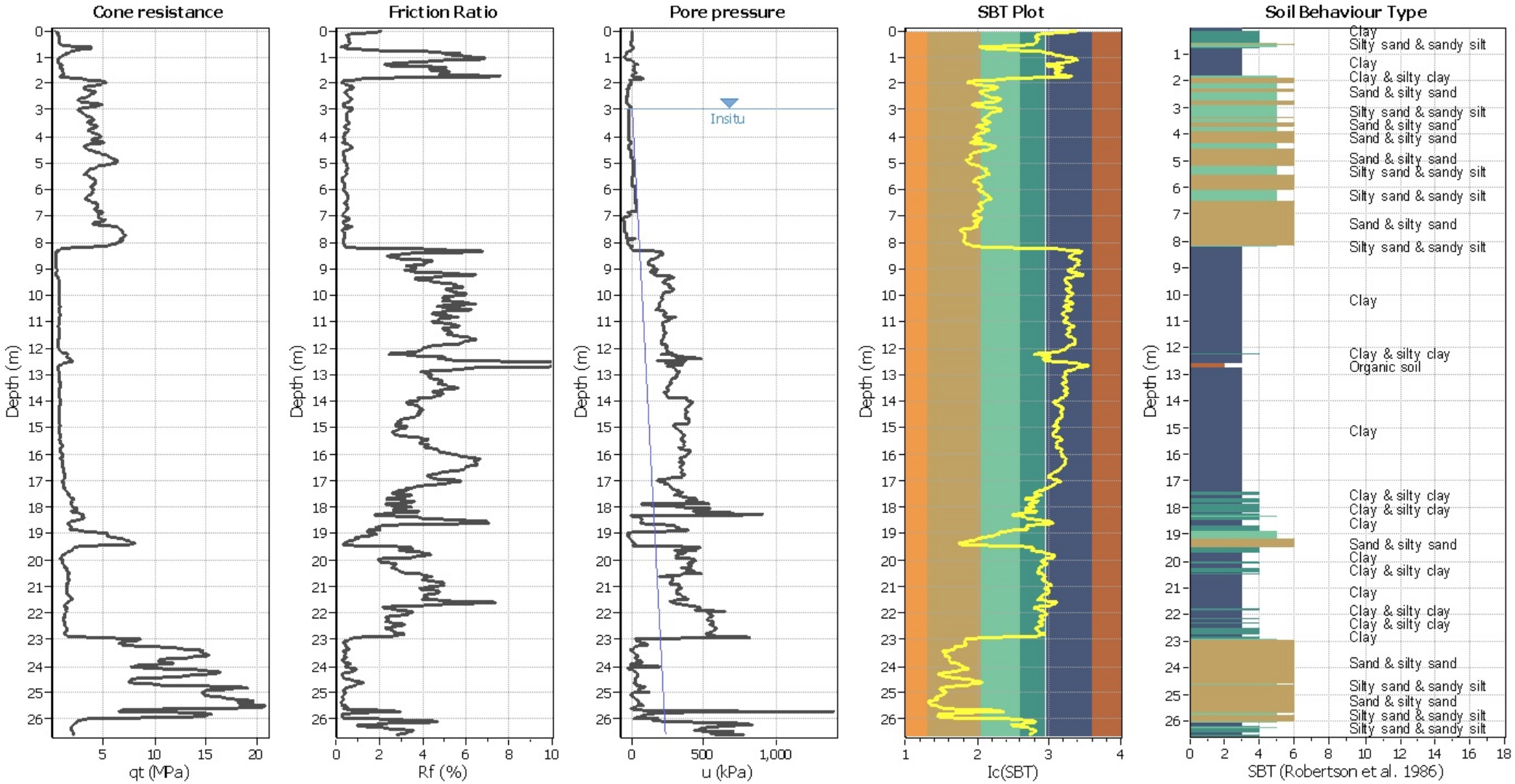

Input parameters and analysis data

Analysis method:	B&I (2014)	Depth to GWT (erthq.):	3.00 m	Fill weight:	N/A
Fines correction method:	B&I (2014)	Average results interval:	3	Transition detect. applied:	No
Points to test:	Based on Ic value	Ic cut-off value:	2.60	K_σ applied:	Yes
Earthquake magnitude M_w:	6.14	Unit weight calculation:	Based on SBT	Clay like behavior applied:	Sands only
Peak ground acceleration:	0.20	Use fill:	No	Limit depth applied:	Yes
Depth to water table (insitu):	3.00 m	Fill height:	N/A	Limit depth:	20.00 m

SBT legend

1. Sensitive fine grained
2. Organic material
3. Clay to silty clay
4. Clayey silt to silty clay
5. Silty sand to sandy silt
6. Clean sand to silty sand
7. Gravely sand to sand
8. Very stiff sand to clayey sand
9. Very stiff fine grained

Liquefaction analysis overall plot

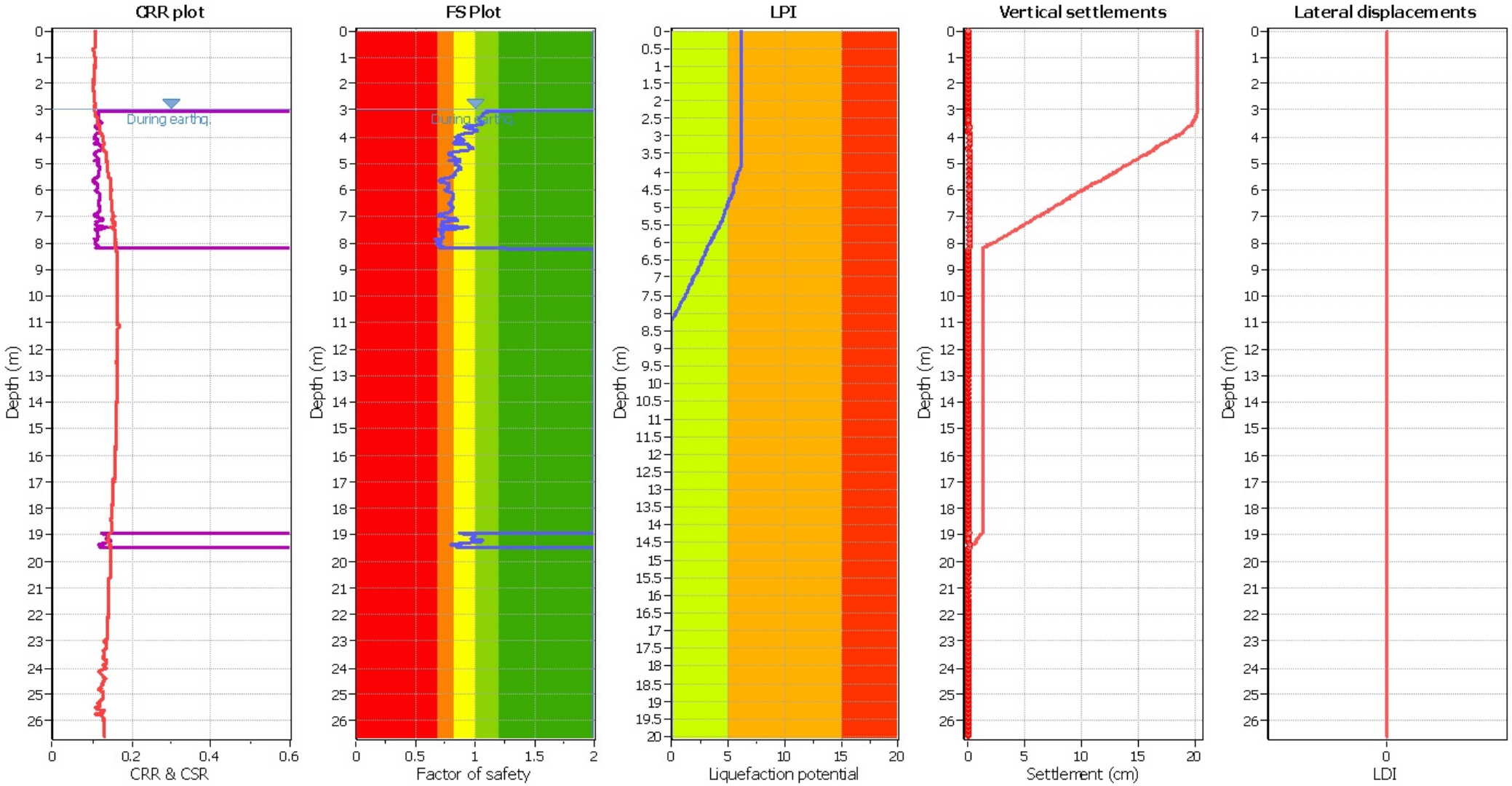

Input parameters and analysis data

Analysis method:	B&I (2014)	Depth to GWT (erthq.):	3.00 m	Fill weight:	N/A
Fines correction method:	B&I (2014)	Average results interval:	3	Transition detect. applied:	No
Points to test:	Based on Ic value	Ic cut-off value:	2.60	K_σ applied:	Yes
Earthquake magnitude M_w:	6.14	Unit weight calculation:	Based on SBT	Clay like behavior applied:	Sands only
Peak ground acceleration:	0.20	Use fill:	No	Limit depth applied:	Yes
Depth to water table (insitu):	3.00 m	Fill height:	N/A	Limit depth:	20.00 m

F.S. color scheme

- Almost certain it will liquefy
- Very likely to liquefy
- Liquefaction and no liq. are equally likely
- Unlike to liquefy
- Almost certain it will not liquefy

LPI color scheme

- Very high risk
- High risk
- Low risk

CPT basic interpretation plo

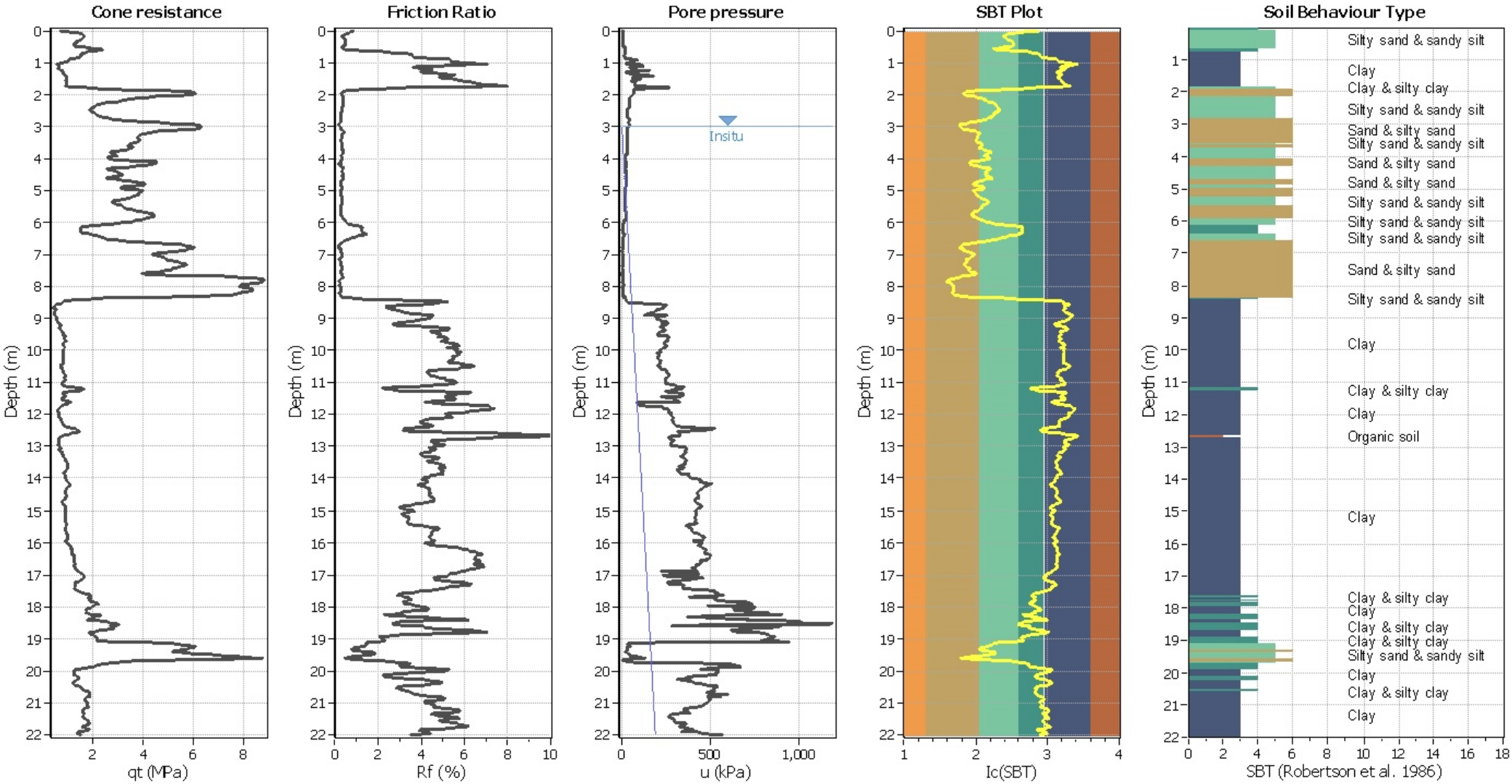

Input parameters and analysis data

Analysis method:	B&I (2014)	Depth to GWT (erthq.):	3.00 m	Fill weight:	N/A
Fines correction method:	B&I (2014)	Average results interval:	3	Transition detect. applied:	No
Points to test:	Based on Ic value	Ic cut-off value:	2.60	K_σ applied:	Yes
Earthquake magnitude M_w:	6.14	Unit weight calculation:	Based on SBT	Clay like behavior applied:	Sands only
Peak ground acceleration:	0.20	Use fill:	No	Limit depth applied:	Yes
Depth to water table (insitu):	3.00 m	Fill height:	N/A	Limit depth:	20.00 m

SBT legend

1. Sensitive fine grained	4. Clayey silt to silty clay	7. Gravely sand to sand
2. Organic material	5. Silty sand to sandy silt	8. Very stiff sand to clayey sand
3. Clay to silty clay	6. Clean sand to silty sand	9. Very stiff fine grained

Liquefaction analysis overall plot

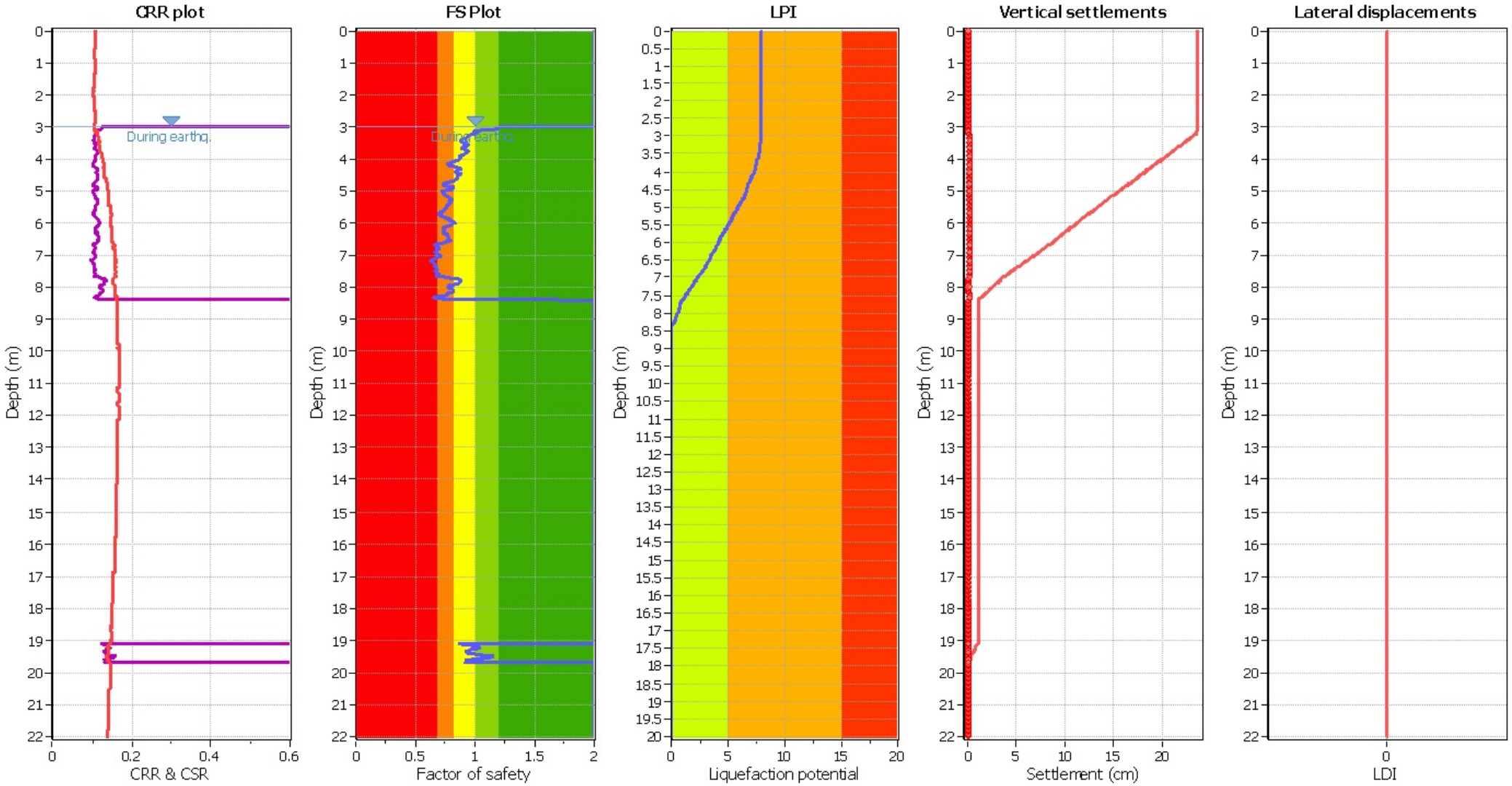

Input parameters and analysis data

Analysis method:	B&I (2014)	Depth to GWT (erthq.):	3.00 m	Fill weight:	N/A
Fines correction method:	B&I (2014)	Average results interval:	3	Transition detect. applied:	No
Points to test:	Based on Ic value	Ic cut-off value:	2.60	K_σ applied:	Yes
Earthquake magnitude M_w:	6.14	Unit weight calculation:	Based on SBT	Clay like behavior applied:	Sands only
Peak ground acceleration:	0.20	Use fill:	No	Limit depth applied:	Yes
Depth to water table (insitu):	3.00 m	Fill height:	N/A	Limit depth:	20.00 m

F.S. color scheme

- Almost certain it will liquefy
- Very likely to liquefy
- Liquefaction and no liq. are equally likely
- Unlike to liquefy
- Almost certain it will not liquefy

LPI color scheme

- Very high risk
- High risk
- Low risk

CPT basic interpretation plo

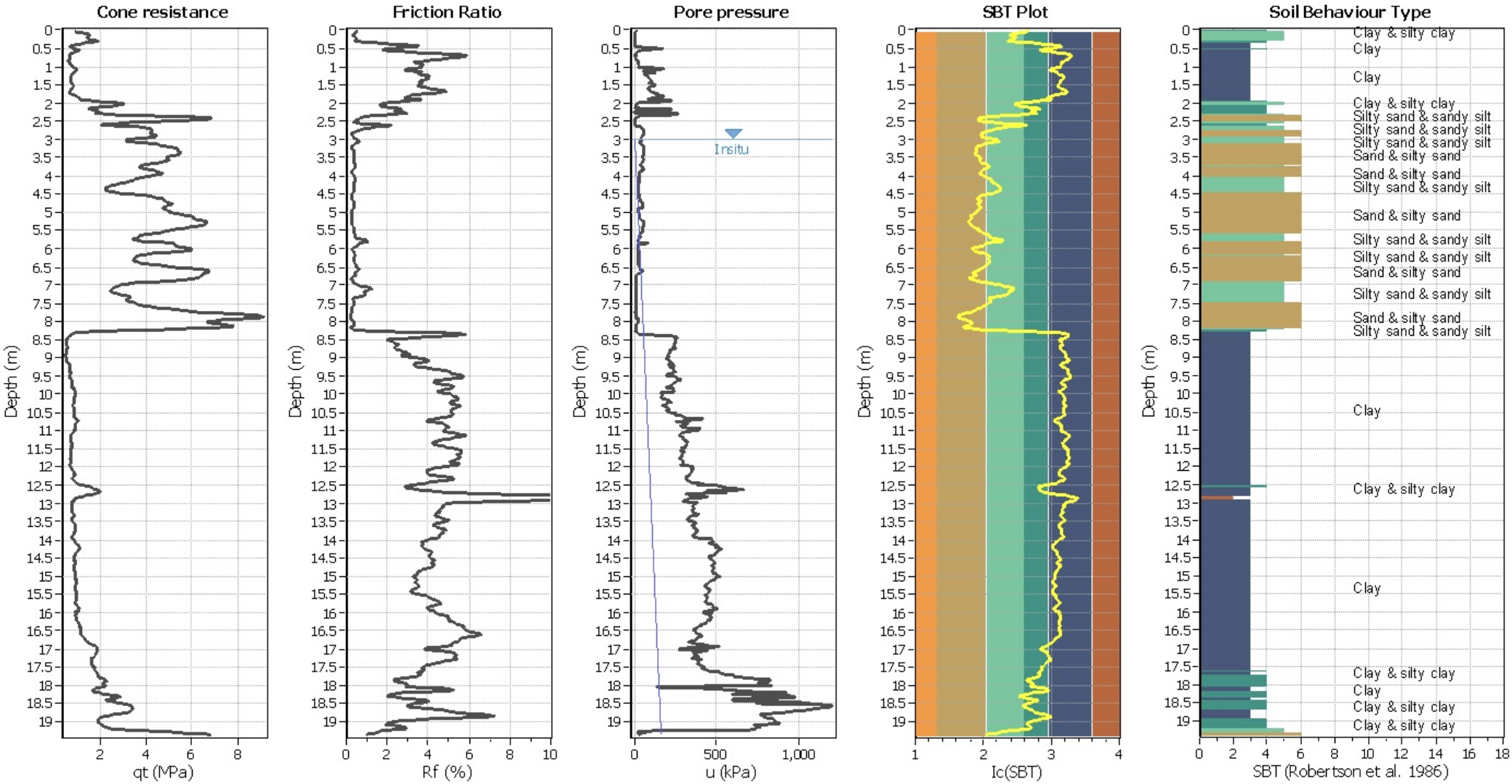

Input parameters and analysis data

Analysis method:	B&I (2014)	Depth to GWT (erthq.):	3.00 m	Fill weight:	N/A
Fines correction method:	B&I (2014)	Average results interval:	3	Transition detect. applied:	No
Points to test:	Based on Ic value	Ic cut-off value:	2.60	K_σ applied:	Yes
Earthquake magnitude M_w:	6.14	Unit weight calculation:	Based on SBT	Clay like behavior applied:	Sands only
Peak ground acceleration:	0.20	Use fill:	No	Limit depth applied:	Yes
Depth to water table (insitu):	3.00 m	Fill height:	N/A	Limit depth:	20.00 m

SBT legend

1. Sensitive fine grained
2. Organic material
3. Clay to silty clay
4. Clayey silt to silty clay
5. Silty sand to sandy silt
6. Clean sand to silty sand
7. Gravely sand to sand
8. Very stiff sand to clayey sand
9. Very stiff fine grained

Liquefaction analysis overall plot

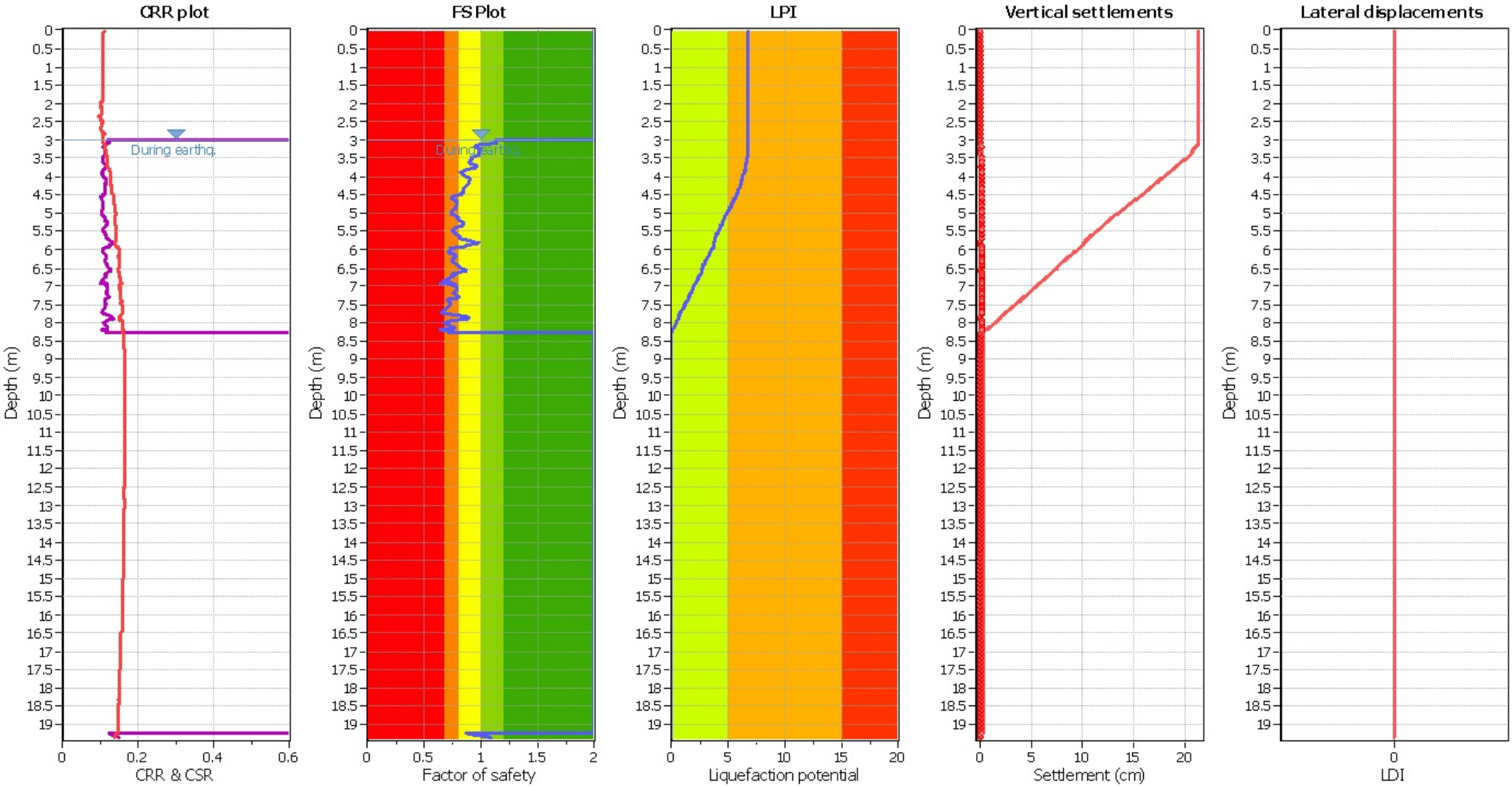

Input parameters and analysis data

Analysis method:	B&I (2014)	Depth to GWT (erthq.):	3.00 m	Fill weight:	N/A
Fines correction method:	B&I (2014)	Average results interval:	3	Transition detect. applied:	No
Points to test:	Based on Ic value	Ic cut-off value:	2.60	K_σ applied:	Yes
Earthquake magnitude M_w:	6.14	Unit weight calculation:	Based on SBT	Clay like behavior applied:	Sands only
Peak ground acceleration:	0.20	Use fill:	No	Limit depth applied:	Yes
Depth to water table (insitu):	3.00 m	Fill height:	N/A	Limit depth:	20.00 m

F.S. color scheme

- Almost certain it will liquefy
- Very likely to liquefy
- Liquefaction and no liq. are equally likely
- Unlike to liquefy
- Almost certain it will not liquefy

LPI color scheme

- Very high risk
- High risk
- Low risk

CPT basic interpretation plo

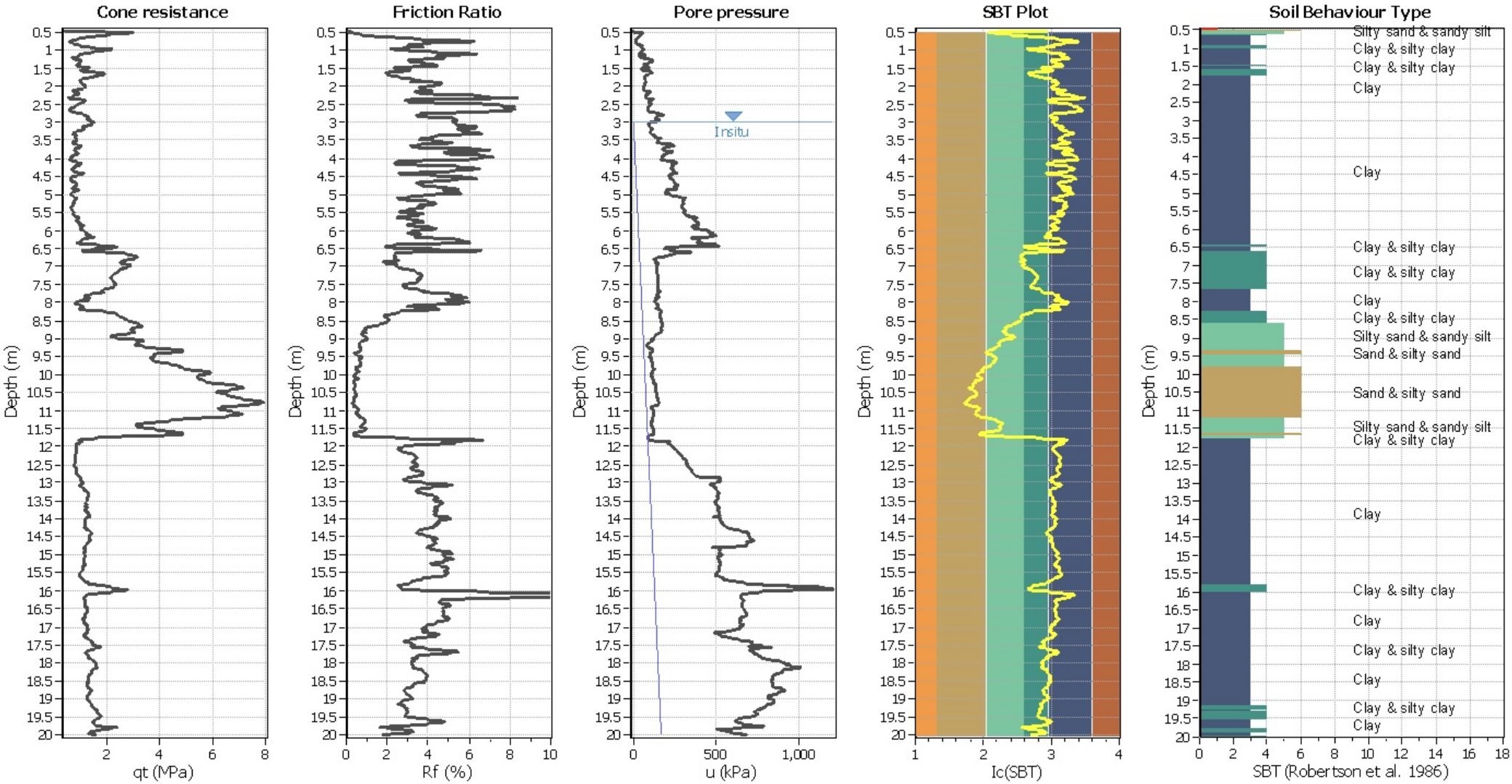

Input parameters and analysis data

Analysis method:	B&I (2014)	Depth to GWT (erthq.):	3.00 m	Fill weight:	N/A
Fines correction method:	B&I (2014)	Average results interval:	3	Transition detect. applied:	No
Points to test:	Based on Ic value	Ic cut-off value:	2.60	K_σ applied:	Yes
Earthquake magnitude M_w:	6.14	Unit weight calculation:	Based on SBT	Clay like behavior applied:	Sands only
Peak ground acceleration:	0.20	Use fill:	No	Limit depth applied:	Yes
Depth to water table (insitu):	3.00 m	Fill height:	N/A	Limit depth:	20.00 m

SBT legend

1. Sensitive fine grained
2. Organic material
3. Clay to silty clay
4. Clayey silt to silty clay
5. Silty sand to sandy silt
6. Clean sand to silty sand
7. Gravely sand to sand
8. Very stiff sand to clayey sand
9. Very stiff fine grained

Liquefaction analysis overall plot

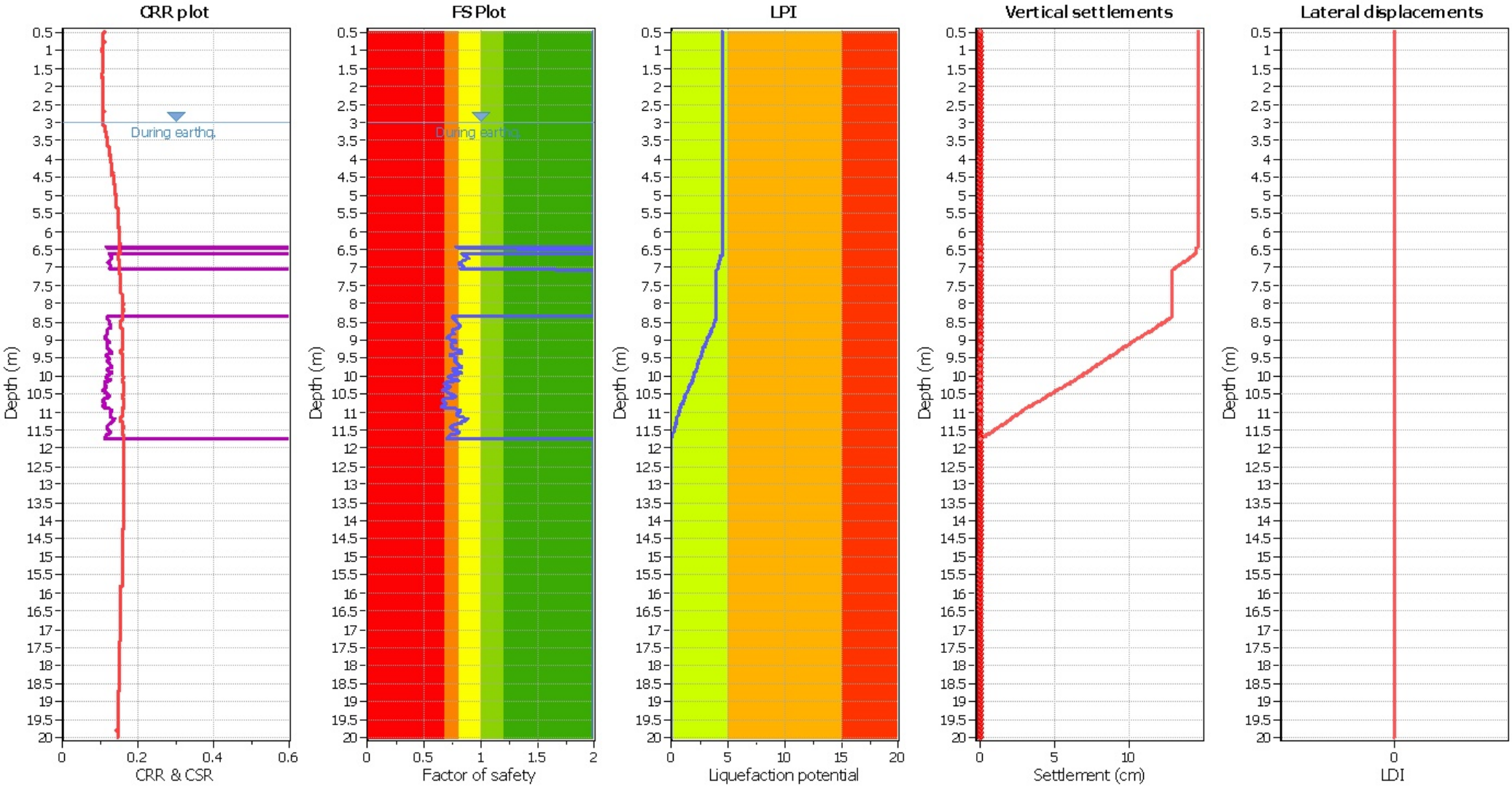

Input parameters and analysis data

Analysis method:	B&I (2014)	Depth to GWT (erthq.):	3.00 m	Fill weight:	N/A
Fines correction method:	B&I (2014)	Average results interval:	3	Transition detect. applied:	No
Points to test:	Based on Ic value	Ic cut-off value:	2.60	K_σ applied:	Yes
Earthquake magnitude M_w:	6.14	Unit weight calculation:	Based on SBT	Clay like behavior applied:	Sands only
Peak ground acceleration:	0.20	Use fill:	No	Limit depth applied:	Yes
Depth to water table (insitu):	3.00 m	Fill height:	N/A	Limit depth:	20.00 m

F.S. color scheme

- Almost certain it will liquefy
- Very likely to liquefy
- Liquefaction and no liq. are equally likely
- Unlike to liquefy
- Almost certain it will not liquefy

LPI color scheme

- Very high risk
- High risk
- Low risk

CPT basic interpretation plo

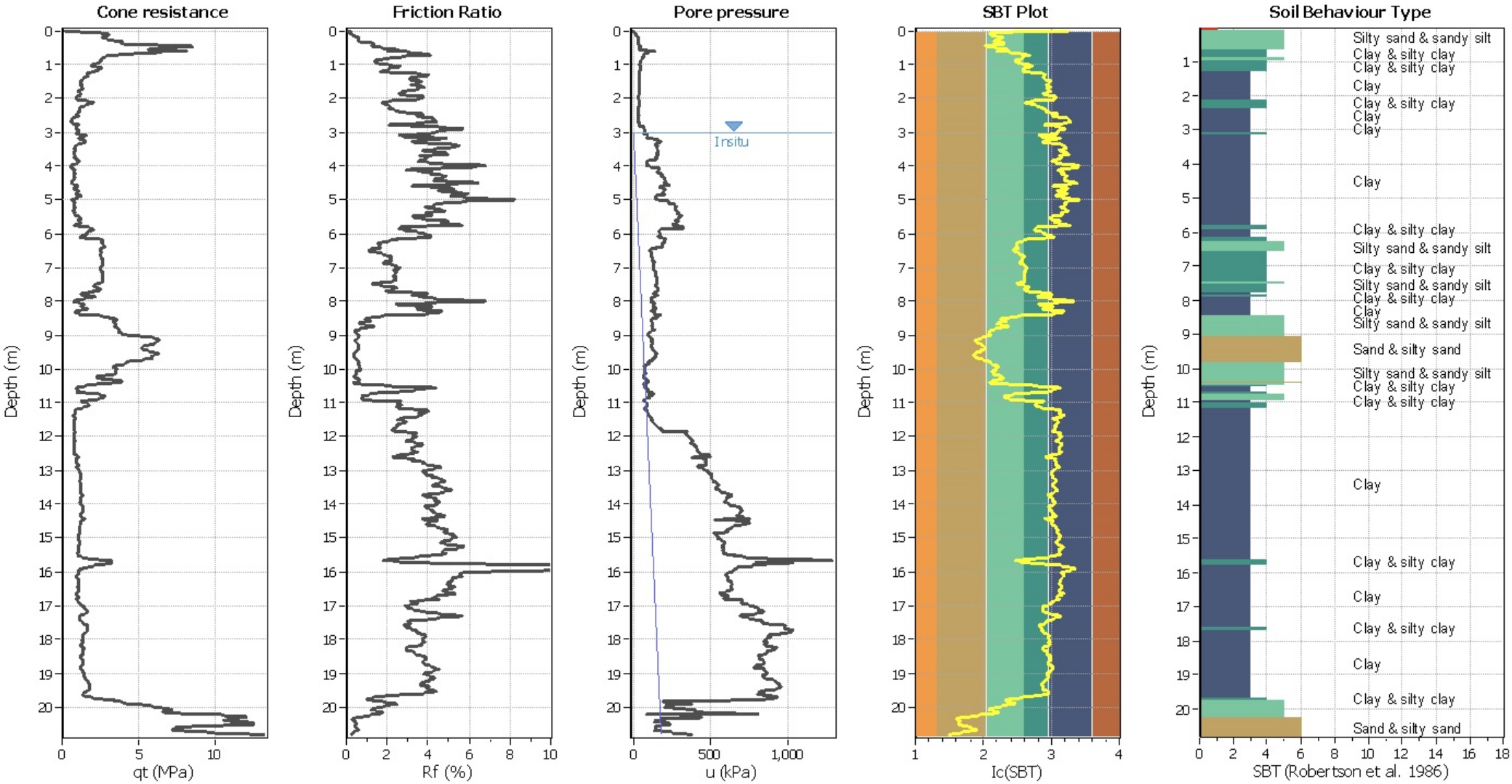

Input parameters and analysis data

Analysis method:	B&I (2014)	Depth to GWT (erthq.):	3.00 m	Fill weight:	N/A
Fines correction method:	B&I (2014)	Average results interval:	3	Transition detect. applied:	No
Points to test:	Based on Ic value	Ic cut-off value:	2.60	K_σ applied:	Yes
Earthquake magnitude M_w:	6.14	Unit weight calculation:	Based on SBT	Clay like behavior applied:	Sands only
Peak ground acceleration:	0.20	Use fill:	No	Limit depth applied:	Yes
Depth to water table (insitu):	3.00 m	Fill height:	N/A	Limit depth:	20.00 m

SBT legend

1. Sensitive fine grained	4. Clayey silt to silty clay	7. Gravely sand to sand
2. Organic material	5. Silty sand to sandy silt	8. Very stiff sand to clayey sand
3. Clay to silty clay	6. Clean sand to silty sand	9. Very stiff fine grained

Liquefaction analysis overall plot

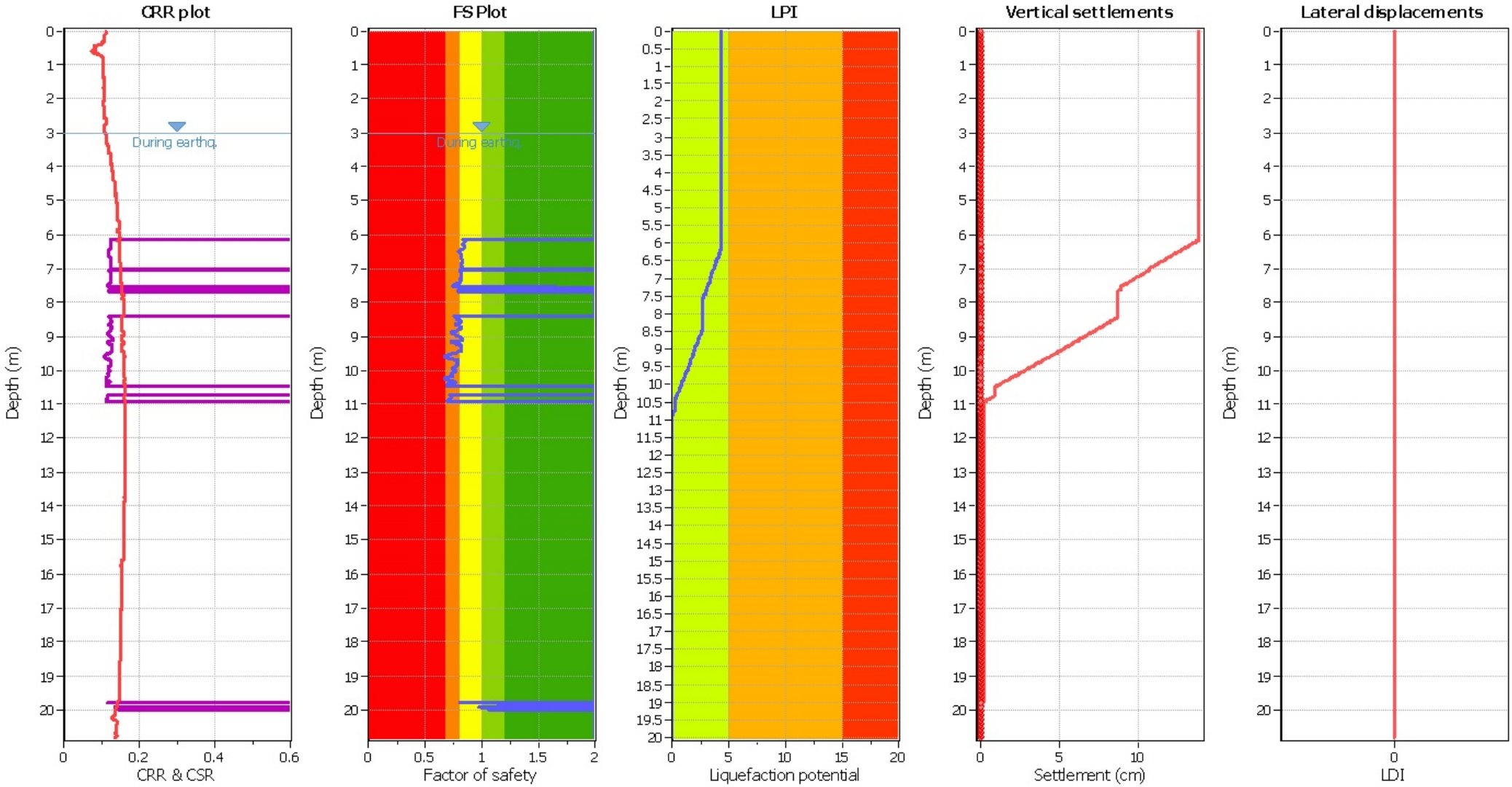

Input parameters and analysis data

Analysis method:	B&I (2014)	Depth to GWT (erthq.):	3.00 m	Fill weight:	N/A
Fines correction method:	B&I (2014)	Average results interval:	3	Transition detect. applied:	No
Points to test:	Based on Ic value	Ic cut-off value:	2.60	K_σ applied:	Yes
Earthquake magnitude M_w:	6.14	Unit weight calculation:	Based on SBT	Clay like behavior applied:	Sands only
Peak ground acceleration:	0.20	Use fill:	No	Limit depth applied:	Yes
Depth to water table (insitu):	3.00 m	Fill height:	N/A	Limit depth:	20.00 m

F.S. color scheme

- Almost certain it will liquefy
- Very likely to liquefy
- Liquefaction and no liq. are equally likely
- Unlike to liquefy
- Almost certain it will not liquefy

LPI color scheme

- Very high risk
- High risk
- Low risk

CPT basic interpretation plo

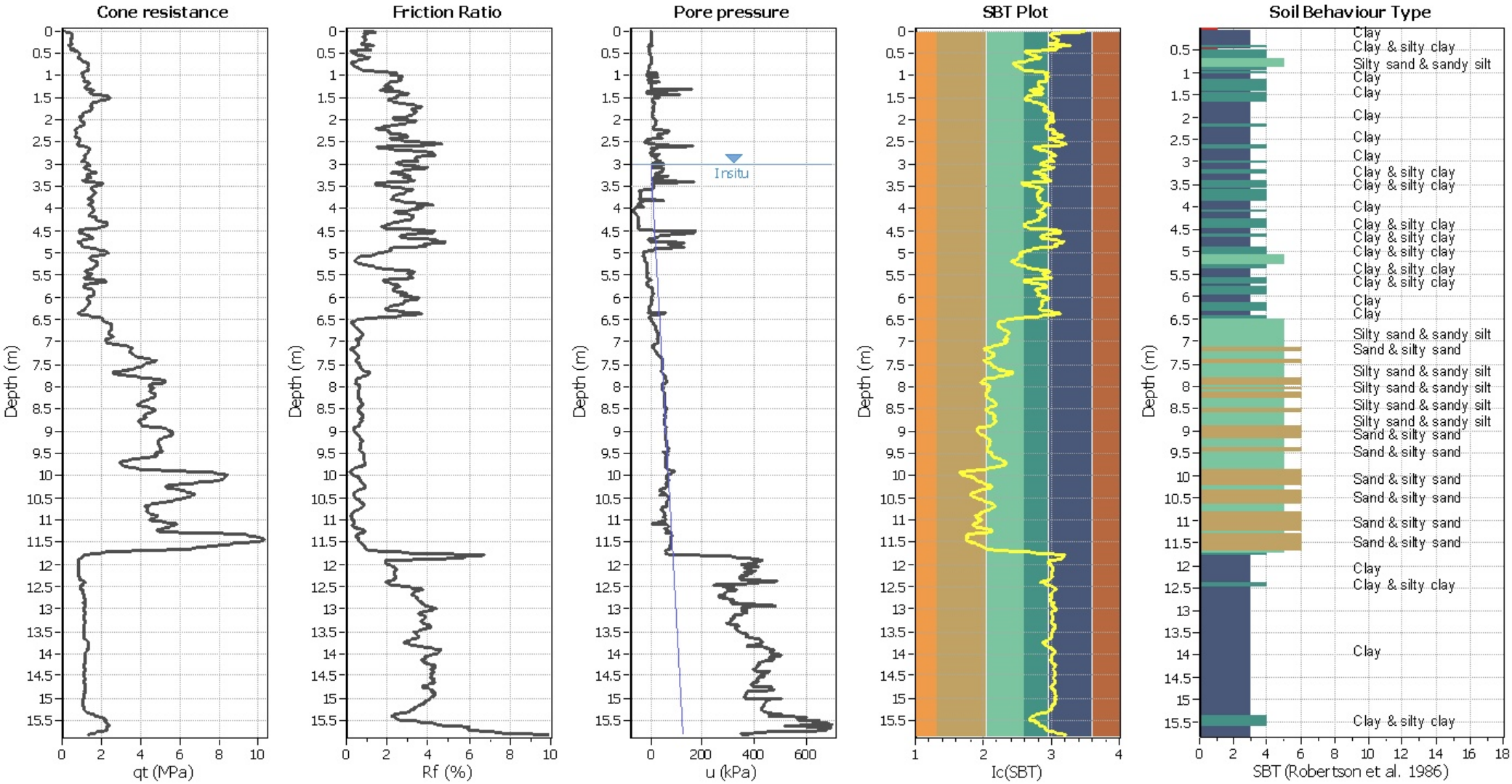

Input parameters and analysis data

Analysis method:	B&I (2014)	Depth to GWT (erthq.):	3.00 m	Fill weight:	N/A
Fines correction method:	B&I (2014)	Average results interval:	3	Transition detect. applied:	No
Points to test:	Based on Ic value	Ic cut-off value:	2.60	K_σ applied:	Yes
Earthquake magnitude M_w:	6.14	Unit weight calculation:	Based on SBT	Clay like behavior applied:	Sands only
Peak ground acceleration:	0.20	Use fill:	No	Limit depth applied:	Yes
Depth to water table (insitu):	3.00 m	Fill height:	N/A	Limit depth:	20.00 m

SBT legend

1. Sensitive fine grained
2. Organic material
3. Clay to silty clay
4. Clayey silt to silty clay
5. Silty sand to sandy silt
6. Clean sand to silty sand
7. Gravely sand to sand
8. Very stiff sand to clayey sand
9. Very stiff fine grained

Liquefaction analysis overall plot

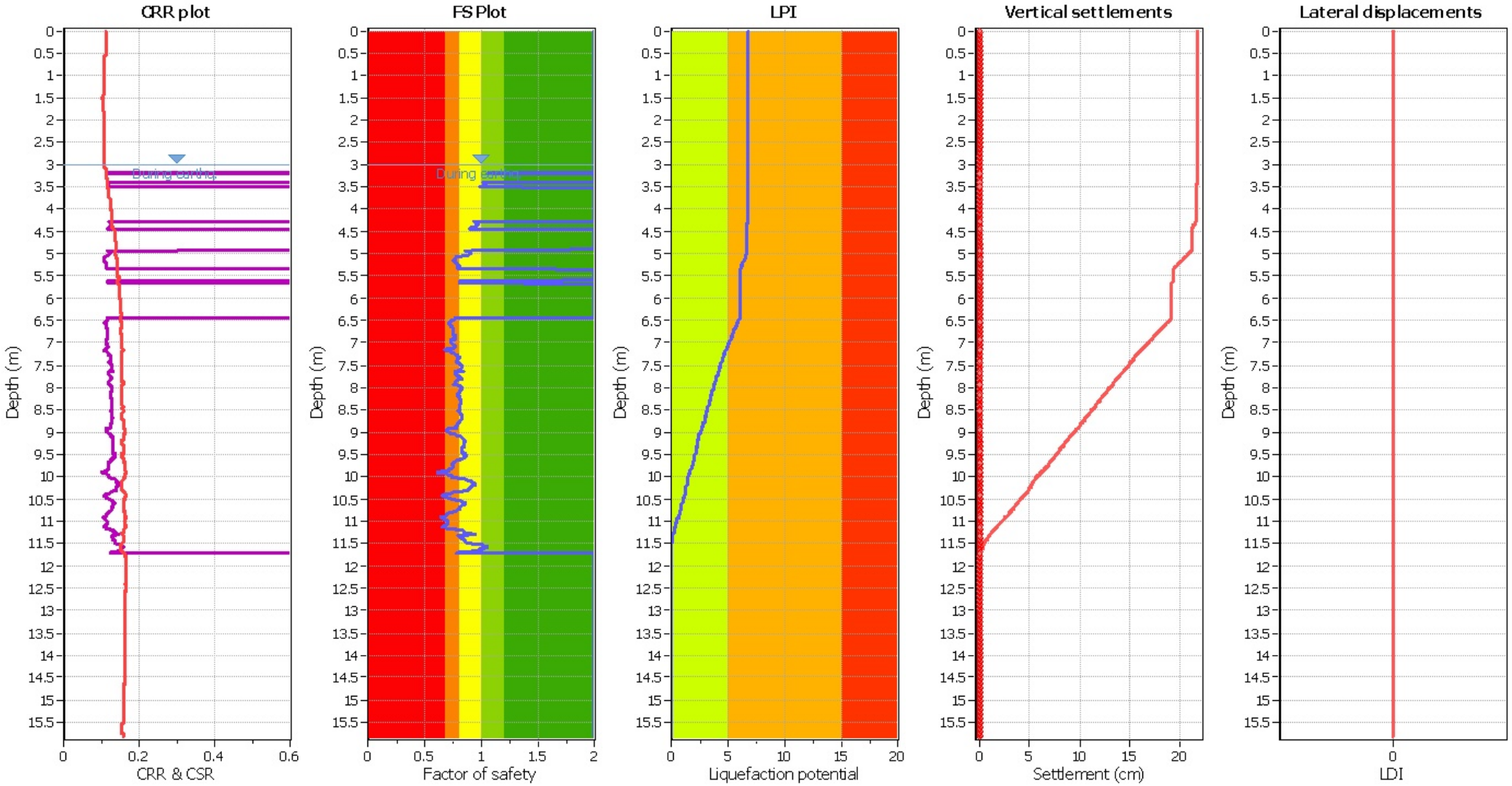

Input parameters and analysis data

Analysis method:	B&I (2014)	Depth to GWT (erthq.):	3.00 m	Fill weight:	N/A
Fines correction method:	B&I (2014)	Average results interval:	3	Transition detect. applied:	No
Points to test:	Based on Ic value	Ic cut-off value:	2.60	K_σ applied:	Yes
Earthquake magnitude M_w:	6.14	Unit weight calculation:	Based on SBT	Clay like behavior applied:	Sands only
Peak ground acceleration:	0.20	Use fill:	No	Limit depth applied:	Yes
Depth to water table (insitu):	3.00 m	Fill height:	N/A	Limit depth:	20.00 m

F.S. color scheme

- Almost certain it will liquefy
- Very likely to liquefy
- Liquefaction and no liq. are equally likely
- Unlike to liquefy
- Almost certain it will not liquefy

LPI color scheme

- Very high risk
- High risk
- Low risk

CPT basic interpretation plo

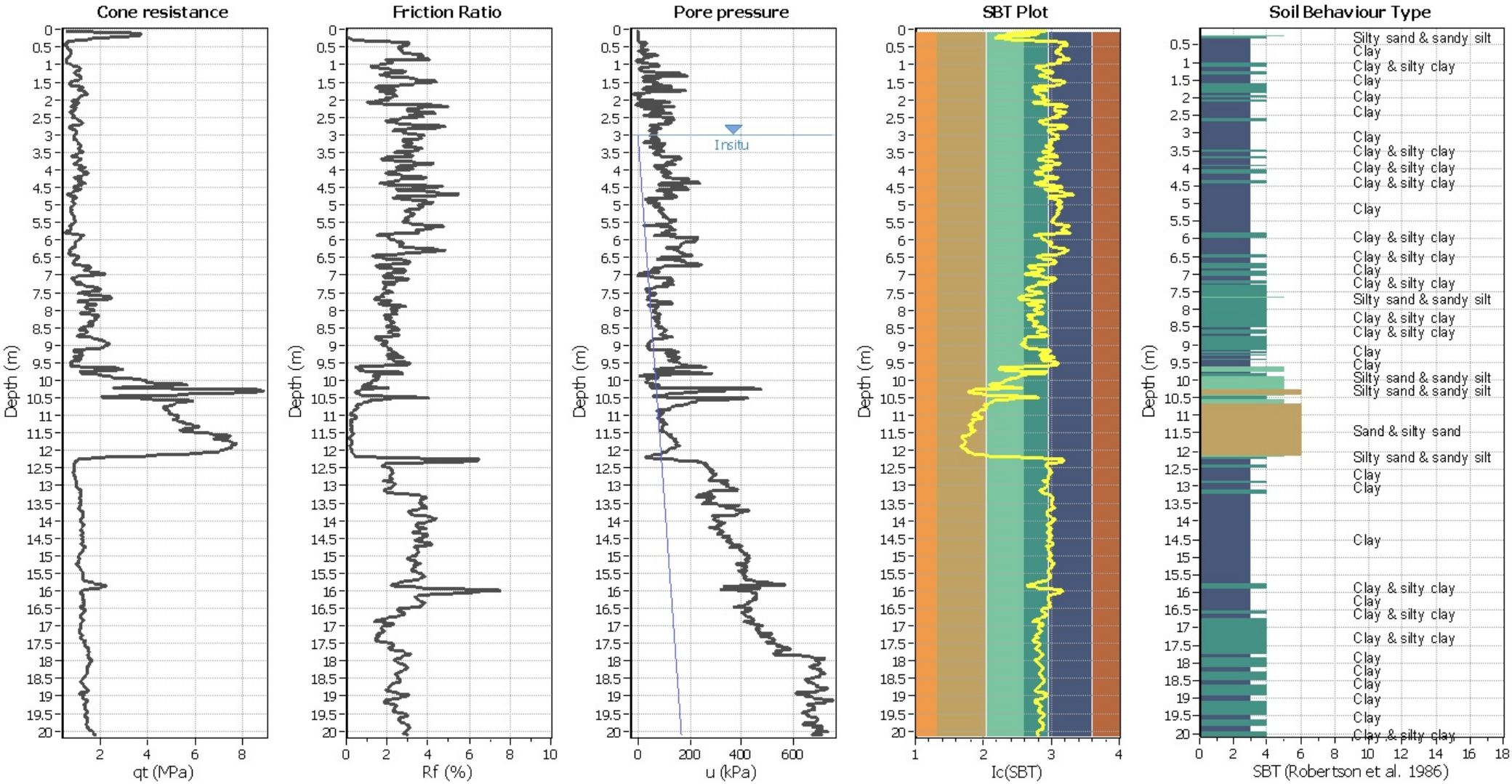

Input parameters and analysis data

Analysis method:	B&I (2014)	Depth to GWT (erthq.):	3.00 m	Fill weight:	N/A
Fines correction method:	B&I (2014)	Average results interval:	3	Transition detect. applied:	No
Points to test:	Based on Ic value	Ic cut-off value:	2.60	K_σ applied:	Yes
Earthquake magnitude M_w:	6.14	Unit weight calculation:	Based on SBT	Clay like behavior applied:	Sands only
Peak ground acceleration:	0.20	Use fill:	No	Limit depth applied:	Yes
Depth to water table (insitu):	3.00 m	Fill height:	N/A	Limit depth:	20.00 m

SBT legend

1. Sensitive fine grained
2. Organic material
3. Clay to silty clay
4. Clayey silt to silty clay
5. Silty sand to sandy silt
6. Clean sand to silty sand
7. Gravely sand to sand
8. Very stiff sand to clayey sand
9. Very stiff fine grained

Liquefaction analysis overall plot

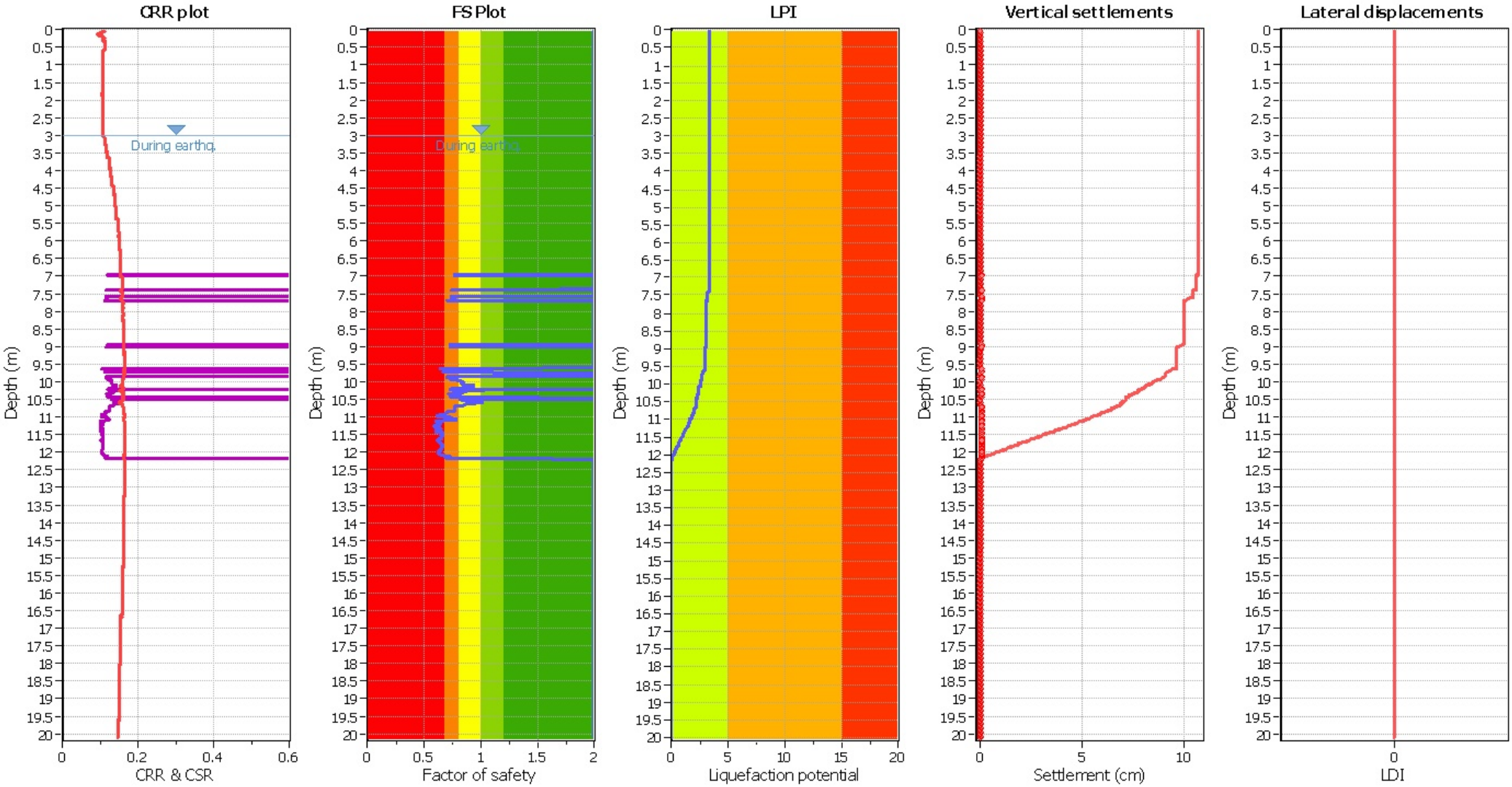

Input parameters and analysis data

Analysis method:	B&I (2014)	Depth to GWT (erthq.):	3.00 m	Fill weight:	N/A
Fines correction method:	B&I (2014)	Average results interval:	3	Transition detect. applied:	No
Points to test:	Based on Ic value	Ic cut-off value:	2.60	K_σ applied:	Yes
Earthquake magnitude M_w:	6.14	Unit weight calculation:	Based on SBT	Clay like behavior applied:	Sands only
Peak ground acceleration:	0.20	Use fill:	No	Limit depth applied:	Yes
Depth to water table (insitu):	3.00 m	Fill height:	N/A	Limit depth:	20.00 m

F.S. color scheme

- Almost certain it will liquefy
- Very likely to liquefy
- Liquefaction and no liq. are equally likely
- Unlike to liquefy
- Almost certain it will not liquefy

LPI color scheme

- Very high risk
- High risk
- Low risk

CPT basic interpretation plo

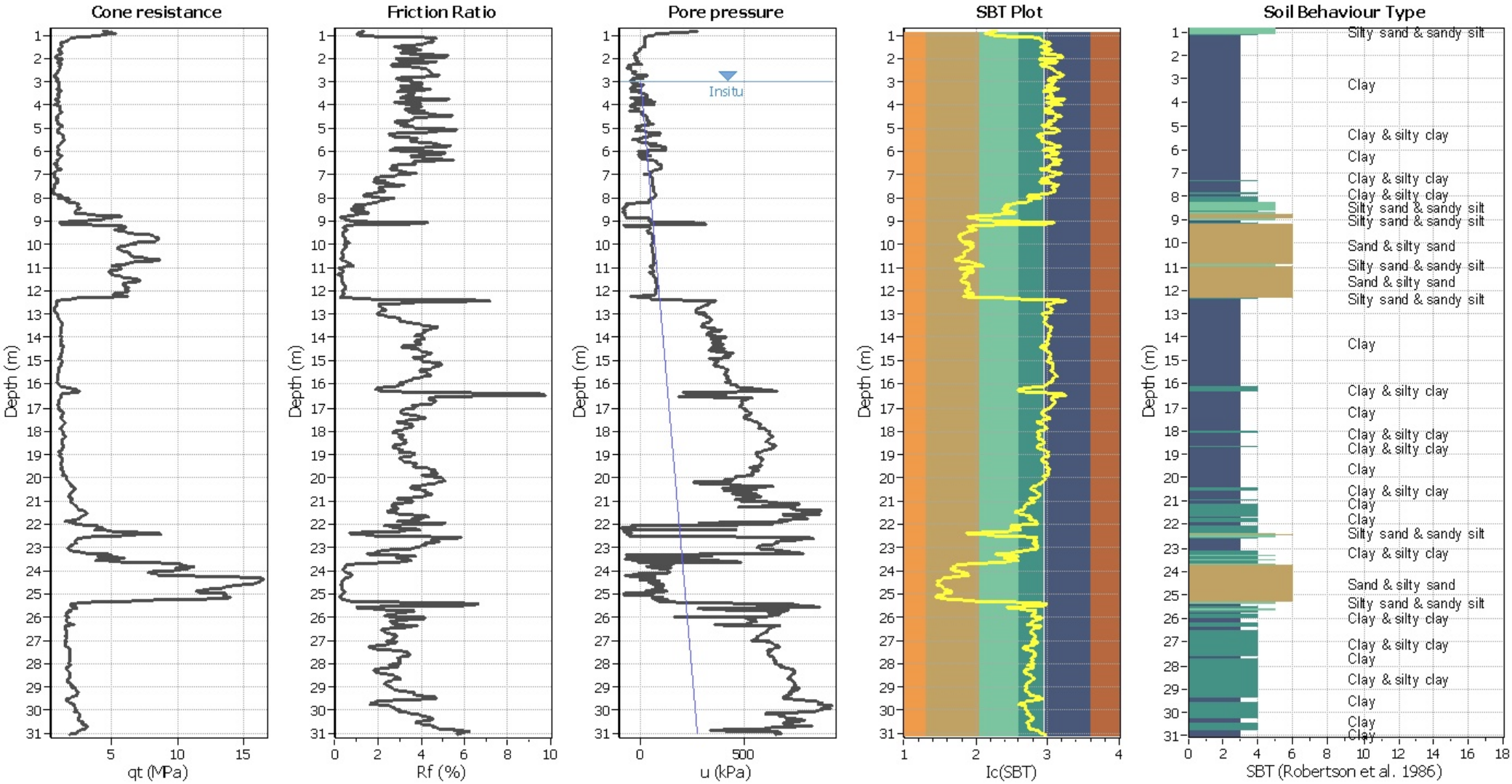

Input parameters and analysis data

Analysis method:	B&I (2014)	Depth to GWT (erthq.):	3.00 m	Fill weight:	N/A
Fines correction method:	B&I (2014)	Average results interval:	3	Transition detect. applied:	No
Points to test:	Based on Ic value	Ic cut-off value:	2.60	K_σ applied:	Yes
Earthquake magnitude M_w:	6.14	Unit weight calculation:	Based on SBT	Clay like behavior applied:	Sands only
Peak ground acceleration:	0.20	Use fill:	No	Limit depth applied:	Yes
Depth to water table (insitu):	3.00 m	Fill height:	N/A	Limit depth:	20.00 m

SBT legend

1. Sensitive fine grained	4. Clayey silt to silty clay	7. Gravely sand to sand
2. Organic material	5. Silty sand to sandy silt	8. Very stiff sand to clayey sand
3. Clay to silty clay	6. Clean sand to silty sand	9. Very stiff fine grained

Liquefaction analysis overall plot

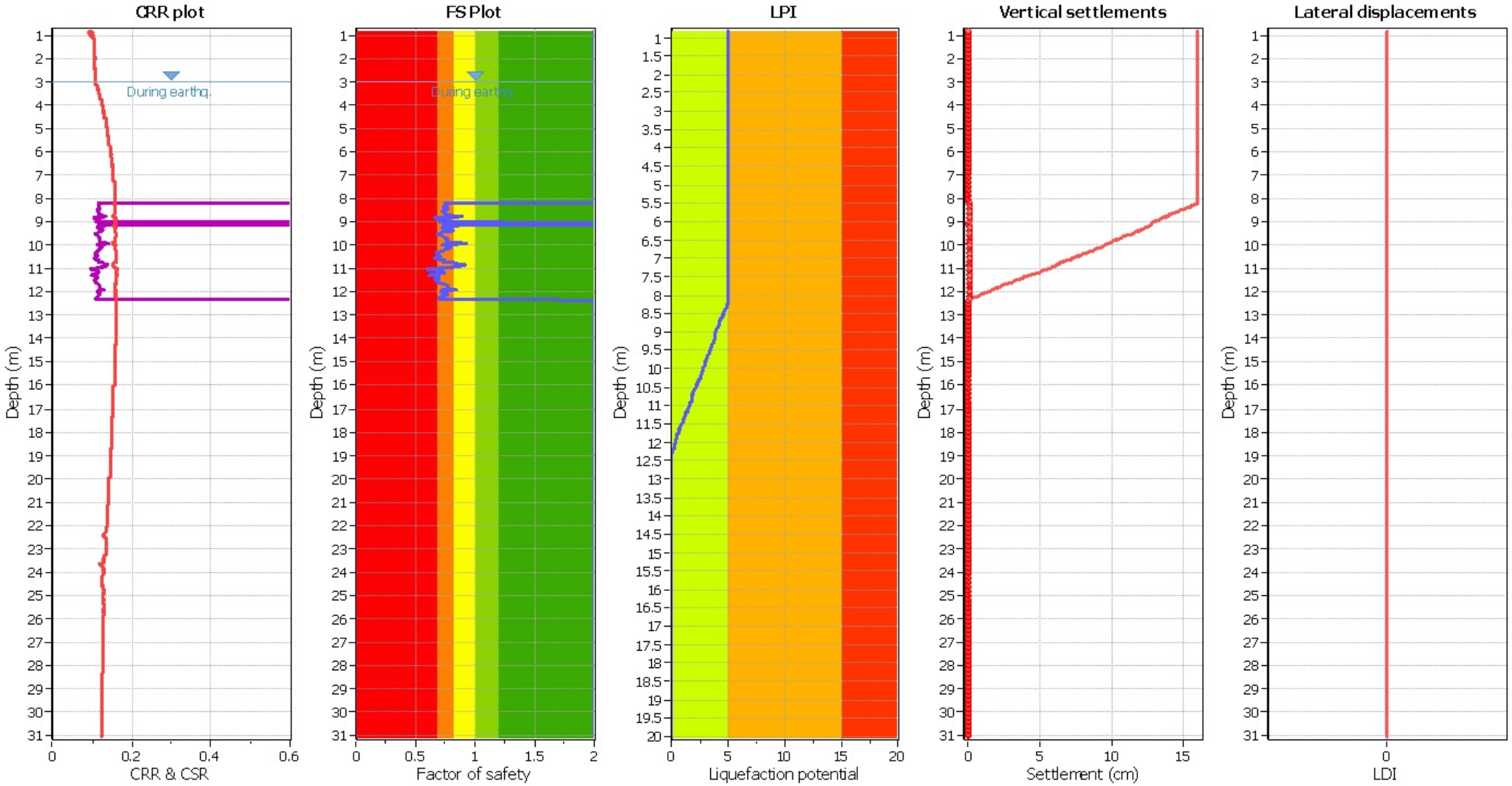

Input parameters and analysis data

Analysis method:	B&I (2014)	Depth to GWT (erthq.):	3.00 m	Fill weight:	N/A
Fines correction method:	B&I (2014)	Average results interval:	3	Transition detect. applied:	No
Points to test:	Based on Ic value	Ic cut-off value:	2.60	K_σ applied:	Yes
Earthquake magnitude M_w:	6.14	Unit weight calculation:	Based on SBT	Clay like behavior applied:	Sands only
Peak ground acceleration:	0.20	Use fill:	No	Limit depth applied:	Yes
Depth to water table (insitu):	3.00 m	Fill height:	N/A	Limit depth:	20.00 m

F.S. color scheme

- Almost certain it will liquefy
- Very likely to liquefy
- Liquefaction and no liq. are equally likely
- Unlike to liquefy
- Almost certain it will not liquefy

LPI color scheme

- Very high risk
- High risk
- Low risk

CPT basic interpretation plo

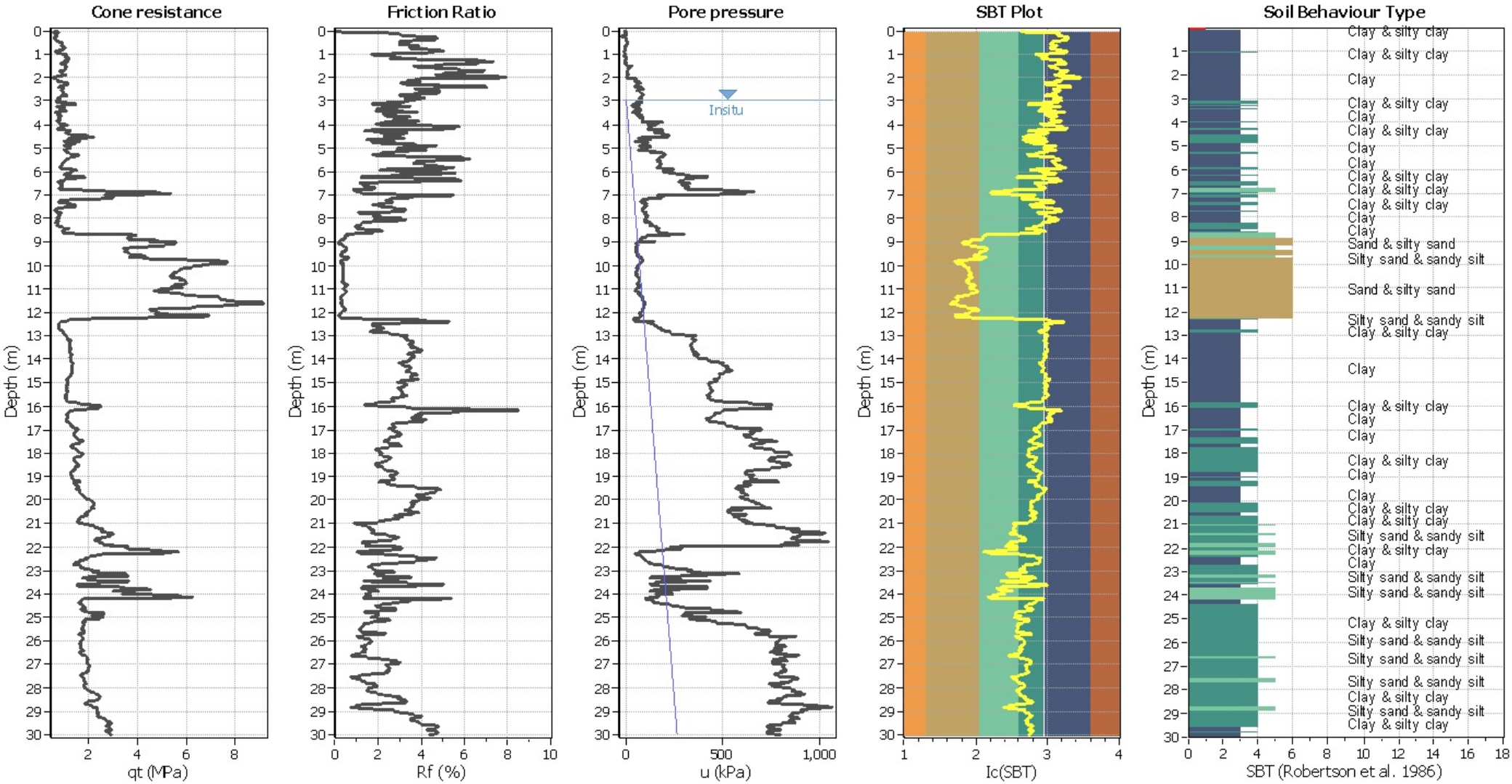

Input parameters and analysis data

Analysis method:	B&I (2014)	Depth to GWT (erthq.):	3.00 m	Fill weight:	N/A
Fines correction method:	B&I (2014)	Average results interval:	3	Transition detect. applied:	No
Points to test:	Based on Ic value	Ic cut-off value:	2.60	K_σ applied:	Yes
Earthquake magnitude M_w:	6.14	Unit weight calculation:	Based on SBT	Clay like behavior applied:	Sands only
Peak ground acceleration:	0.20	Use fill:	No	Limit depth applied:	Yes
Depth to water table (insitu):	3.00 m	Fill height:	N/A	Limit depth:	20.00 m

SBT legend

1. Sensitive fine grained	4. Clayey silt to silty clay	7. Gravely sand to sand
2. Organic material	5. Silty sand to sandy silt	8. Very stiff sand to clayey sand
3. Clay to silty clay	6. Clean sand to silty sand	9. Very stiff fine grained

Liquefaction analysis overall plot

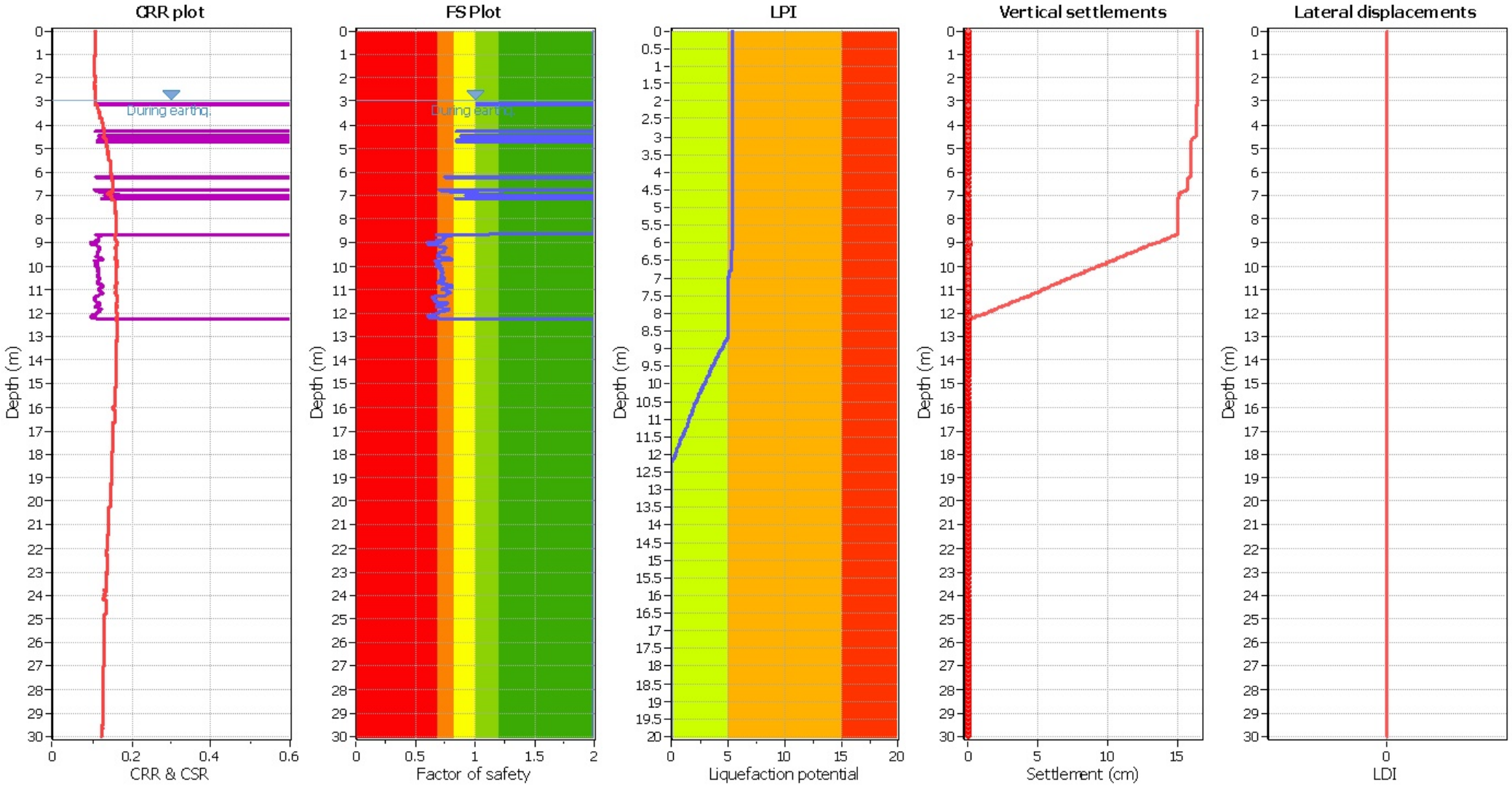

Input parameters and analysis data

Analysis method:	B&I (2014)	Depth to GWT (erthq.):	3.00 m	Fill weight:	N/A
Fines correction method:	B&I (2014)	Average results interval:	3	Transition detect. applied:	No
Points to test:	Based on Ic value	Ic cut-off value:	2.60	K_σ applied:	Yes
Earthquake magnitude M_w:	6.14	Unit weight calculation:	Based on SBT	Clay like behavior applied:	Sands only
Peak ground acceleration:	0.20	Use fill:	No	Limit depth applied:	Yes
Depth to water table (insitu):	3.00 m	Fill height:	N/A	Limit depth:	20.00 m

F.S. color scheme

- Almost certain it will liquefy
- Very likely to liquefy
- Liquefaction and no liq. are equally likely
- Unlike to liquefy
- Almost certain it will not liquefy

LPI color scheme

- Very high risk
- High risk
- Low risk

CPT basic interpretation plo

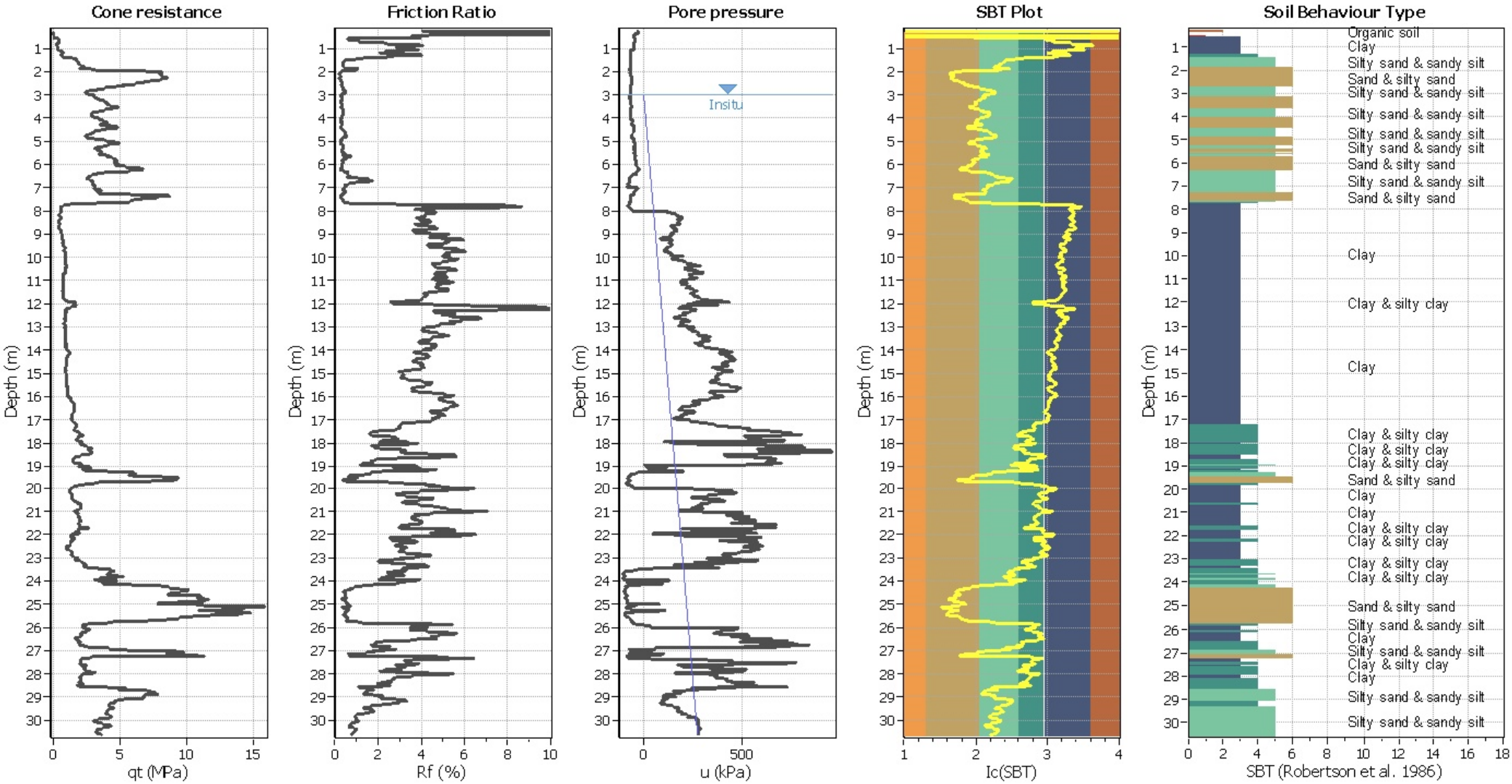

Input parameters and analysis data

Analysis method:	B&I (2014)	Depth to GWT (erthq.):	3.00 m	Fill weight:	N/A
Fines correction method:	B&I (2014)	Average results interval:	3	Transition detect. applied:	No
Points to test:	Based on Ic value	Ic cut-off value:	2.60	K_σ applied:	Yes
Earthquake magnitude M_w:	6.14	Unit weight calculation:	Based on SBT	Clay like behavior applied:	Sands only
Peak ground acceleration:	0.20	Use fill:	No	Limit depth applied:	Yes
Depth to water table (insitu):	3.00 m	Fill height:	N/A	Limit depth:	20.00 m

SBT legend

1. Sensitive fine grained
2. Organic material
3. Clay to silty clay
4. Clayey silt to silty clay
5. Silty sand to sandy silt
6. Clean sand to silty sand
7. Gravely sand to sand
8. Very stiff sand to clayey sand
9. Very stiff fine grained

Liquefaction analysis overall plot

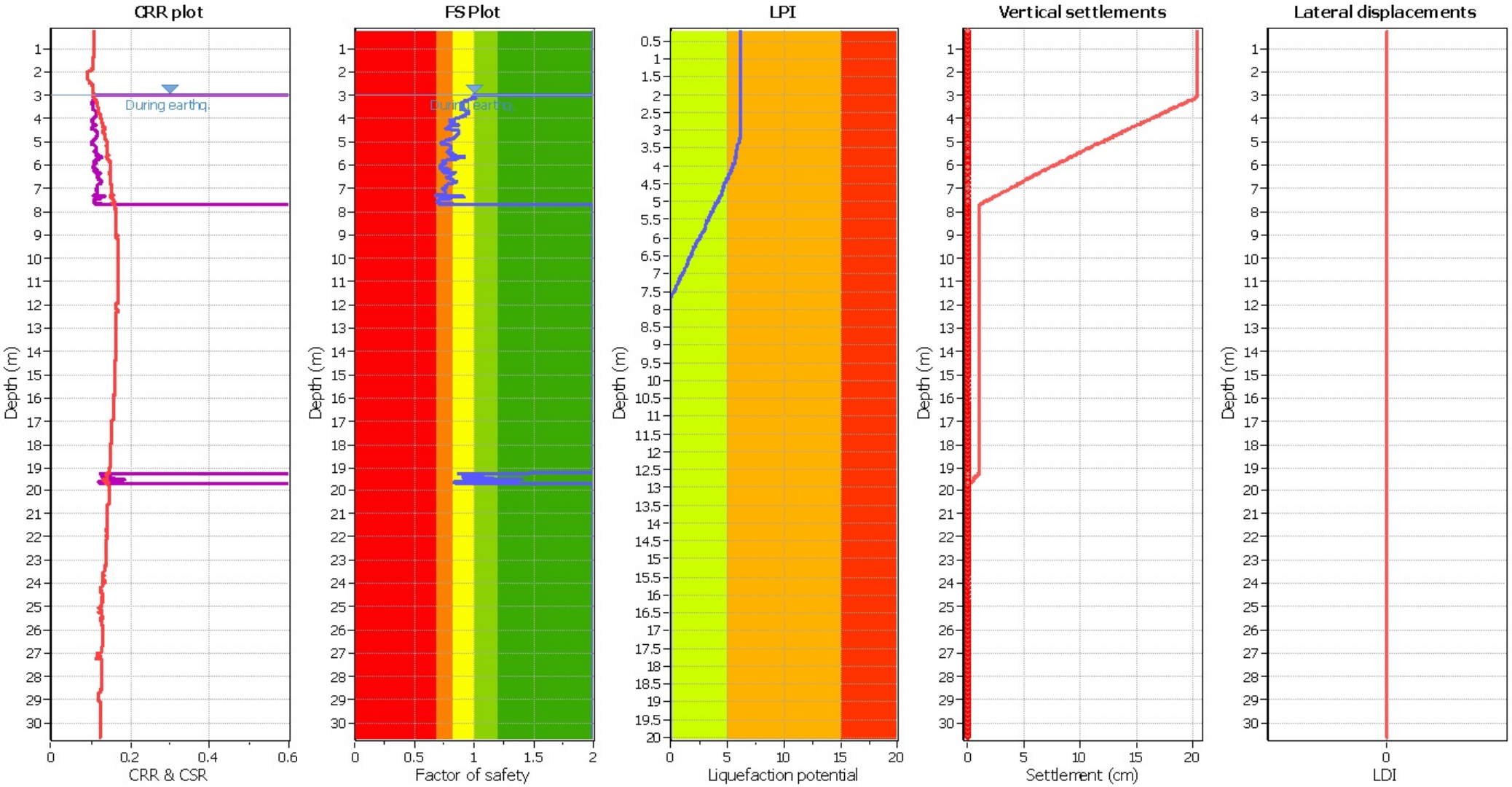

Input parameters and analysis data

Analysis method:	B&I (2014)	Depth to GWT (erthq.):	3.00 m	Fill weight:	N/A
Fines correction method:	B&I (2014)	Average results interval:	3	Transition detect. applied:	No
Points to test:	Based on Ic value	Ic cut-off value:	2.60	K_σ applied:	Yes
Earthquake magnitude M_w:	6.14	Unit weight calculation:	Based on SBT	Clay like behavior applied:	Sands only
Peak ground acceleration:	0.20	Use fill:	No	Limit depth applied:	Yes
Depth to water table (insitu):	3.00 m	Fill height:	N/A	Limit depth:	20.00 m

F.S. color scheme

- Almost certain it will liquefy
- Very likely to liquefy
- Liquefaction and no liq. are equally likely
- Unlike to liquefy
- Almost certain it will not liquefy

LPI color scheme

- Very high risk
- High risk
- Low risk

CPT basic interpretation plo

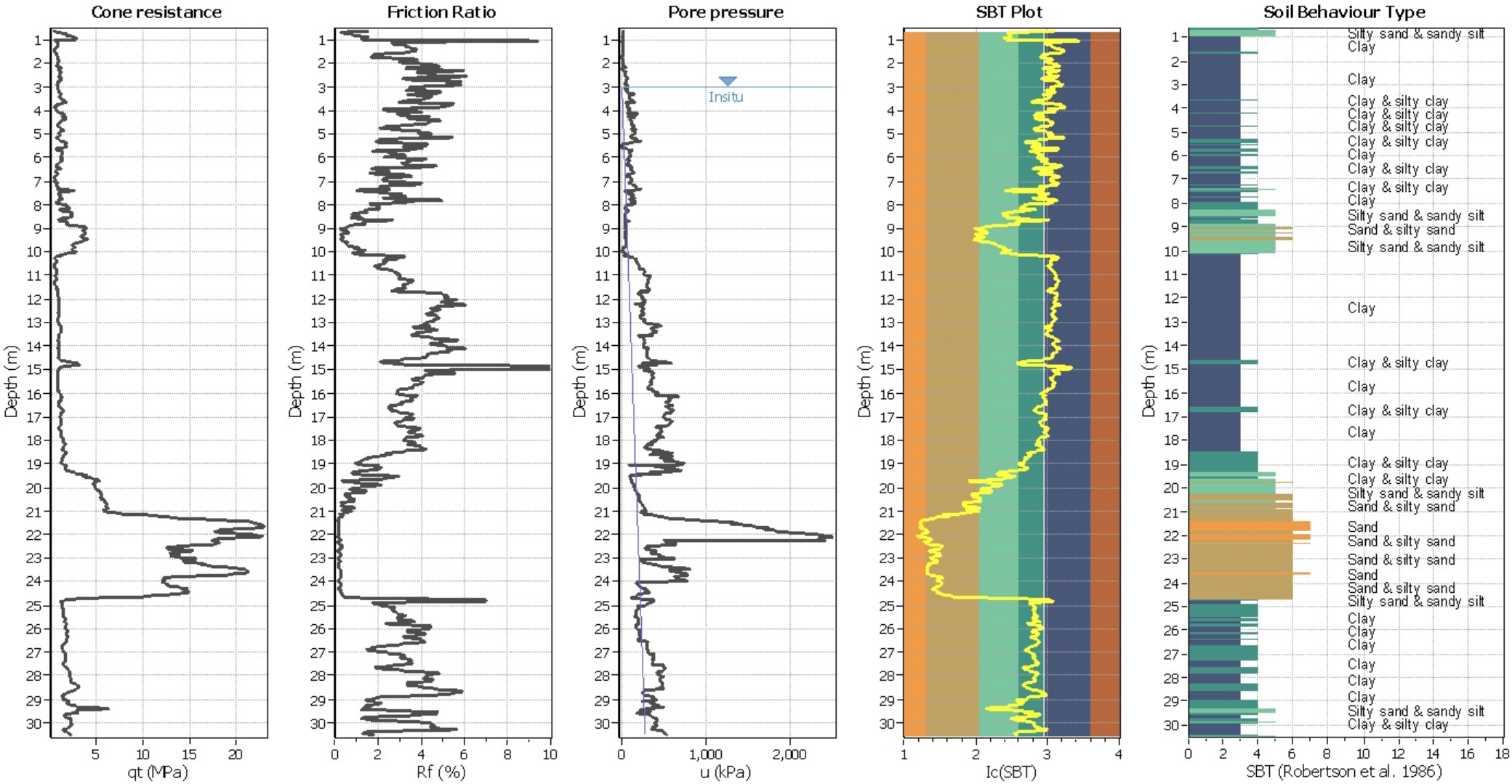

Input parameters and analysis data

Analysis method:	B&I (2014)	Depth to GWT (erthq.):	3.00 m	Fill weight:	N/A
Fines correction method:	B&I (2014)	Average results interval:	3	Transition detect. applied:	No
Points to test:	Based on Ic value	Ic cut-off value:	2.60	K_σ applied:	Yes
Earthquake magnitude M_w:	6.14	Unit weight calculation:	Based on SBT	Clay like behavior applied:	Sands only
Peak ground acceleration:	0.20	Use fill:	No	Limit depth applied:	Yes
Depth to water table (insitu):	3.00 m	Fill height:	N/A	Limit depth:	20.00 m

SBT legend

1. Sensitive fine grained
2. Organic material
3. Clay to silty clay
4. Clayey silt to silty clay
5. Silty sand to sandy silt
6. Clean sand to silty sand
7. Gravely sand to sand
8. Very stiff sand to clayey sand
9. Very stiff fine grained

Liquefaction analysis overall plot

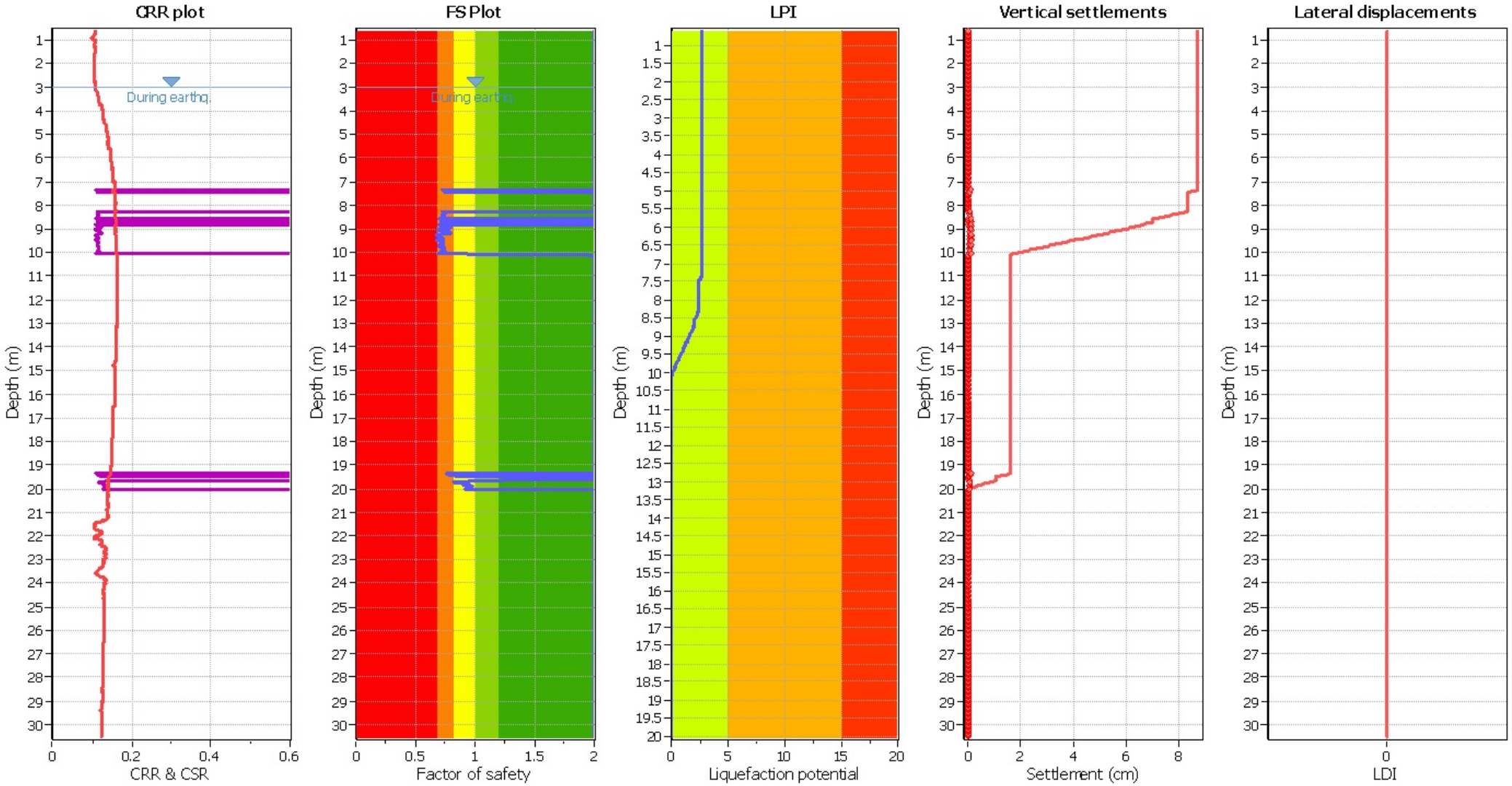

Input parameters and analysis data

Analysis method:	B&I (2014)	Depth to GWT (erthq.):	3.00 m	Fill weight:	N/A
Fines correction method:	B&I (2014)	Average results interval:	3	Transition detect. applied:	No
Points to test:	Based on Ic value	Ic cut-off value:	2.60	K_σ applied:	Yes
Earthquake magnitude M_w:	6.14	Unit weight calculation:	Based on SBT	Clay like behavior applied:	Sands only
Peak ground acceleration:	0.20	Use fill:	No	Limit depth applied:	Yes
Depth to water table (insitu):	3.00 m	Fill height:	N/A	Limit depth:	20.00 m

F.S. color scheme

- Almost certain it will liquefy
- Very likely to liquefy
- Liquefaction and no liq. are equally likely
- Unlike to liquefy
- Almost certain it will not liquefy

LPI color scheme

- Very high risk
- High risk
- Low risk

CPT basic interpretation plo

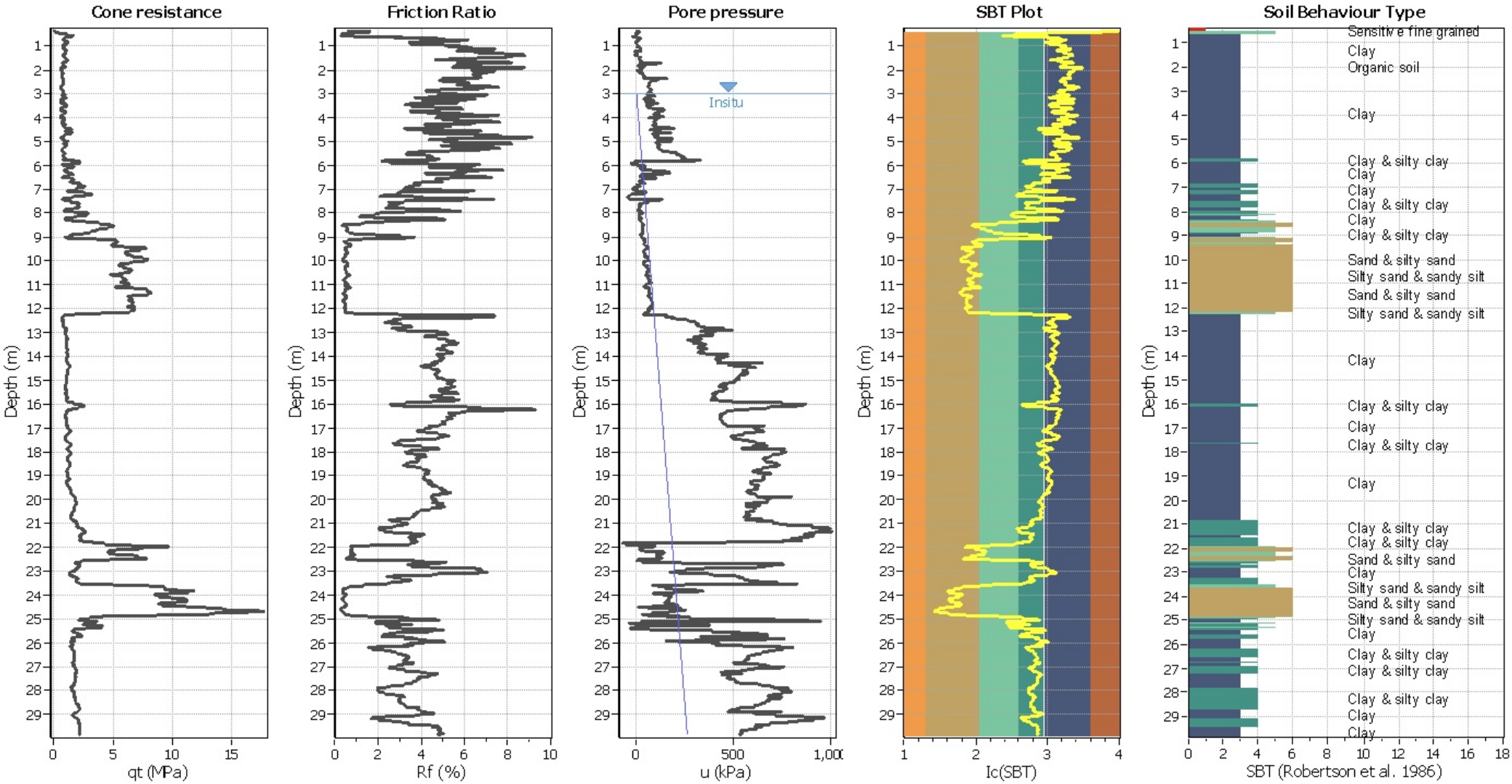

Input parameters and analysis data

Analysis method:	B&I (2014)	Depth to GWT (erthq.):	3.00 m	Fill weight:	N/A
Fines correction method:	B&I (2014)	Average results interval:	3	Transition detect. applied:	No
Points to test:	Based on Ic value	Ic cut-off value:	2.60	K_σ applied:	Yes
Earthquake magnitude M_w:	6.14	Unit weight calculation:	Based on SBT	Clay like behavior applied:	Sands only
Peak ground acceleration:	0.20	Use fill:	No	Limit depth applied:	Yes
Depth to water table (insitu):	3.00 m	Fill height:	N/A	Limit depth:	20.00 m

SBT legend

1. Sensitive fine grained
2. Organic material
3. Clay to silty clay
4. Clayey silt to silty clay
5. Silty sand to sandy silt
6. Clean sand to silty sand
7. Gravely sand to sand
8. Very stiff sand to clayey sand
9. Very stiff fine grained

Liquefaction analysis overall plot

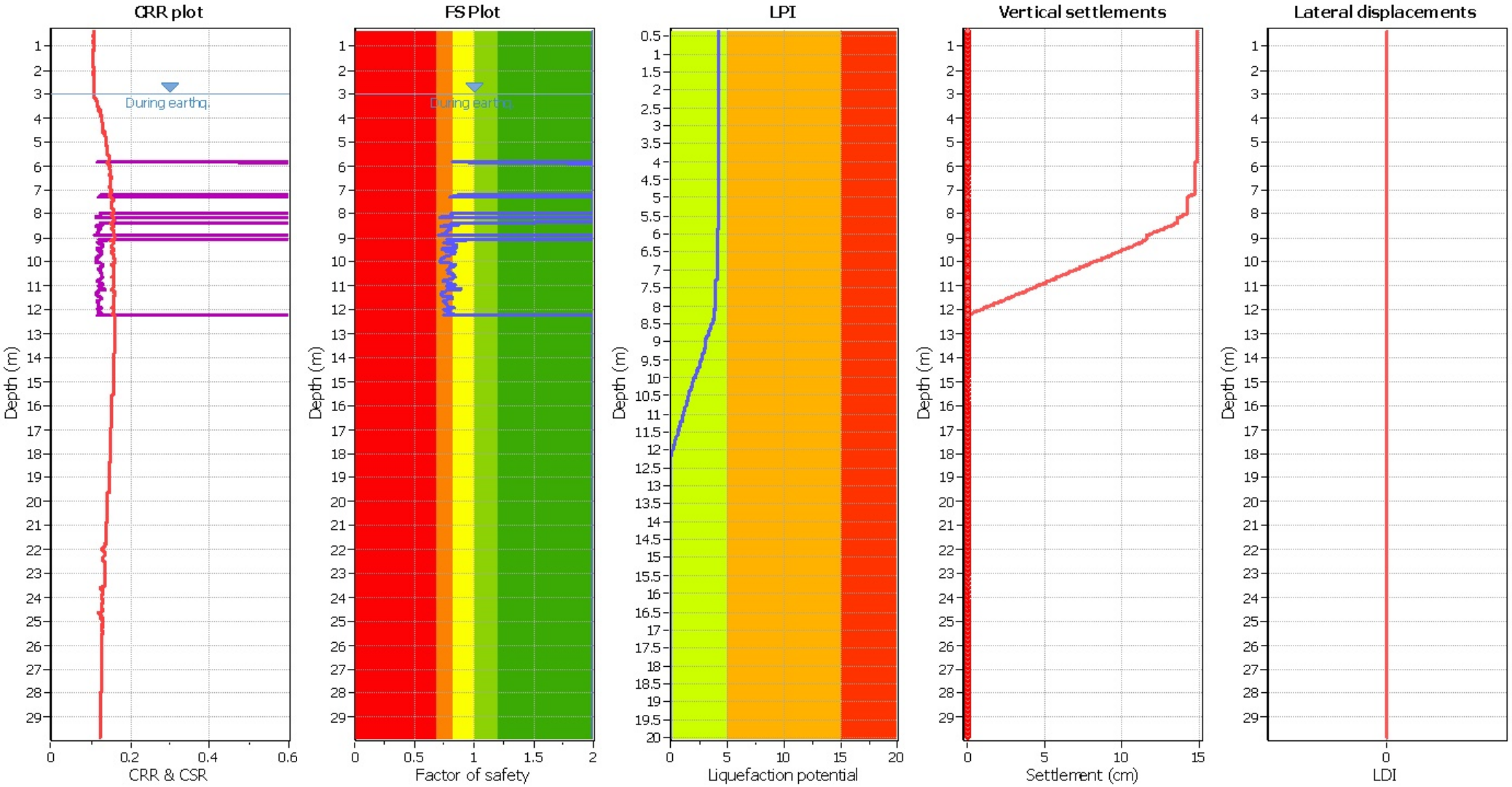

Input parameters and analysis data

Analysis method:	B&I (2014)	Depth to GWT (erthq.):	3.00 m	Fill weight:	N/A
Fines correction method:	B&I (2014)	Average results interval:	3	Transition detect. applied:	No
Points to test:	Based on Ic value	Ic cut-off value:	2.60	K_σ applied:	Yes
Earthquake magnitude M_w:	6.14	Unit weight calculation:	Based on SBT	Clay like behavior applied:	Sands only
Peak ground acceleration:	0.20	Use fill:	No	Limit depth applied:	Yes
Depth to water table (insitu):	3.00 m	Fill height:	N/A	Limit depth:	20.00 m

F.S. color scheme

- Almost certain it will liquefy
- Very likely to liquefy
- Liquefaction and no liq. are equally likely
- Unlike to liquefy
- Almost certain it will not liquefy

LPI color scheme

- Very high risk
- High risk
- Low risk

CPT basic interpretation plo

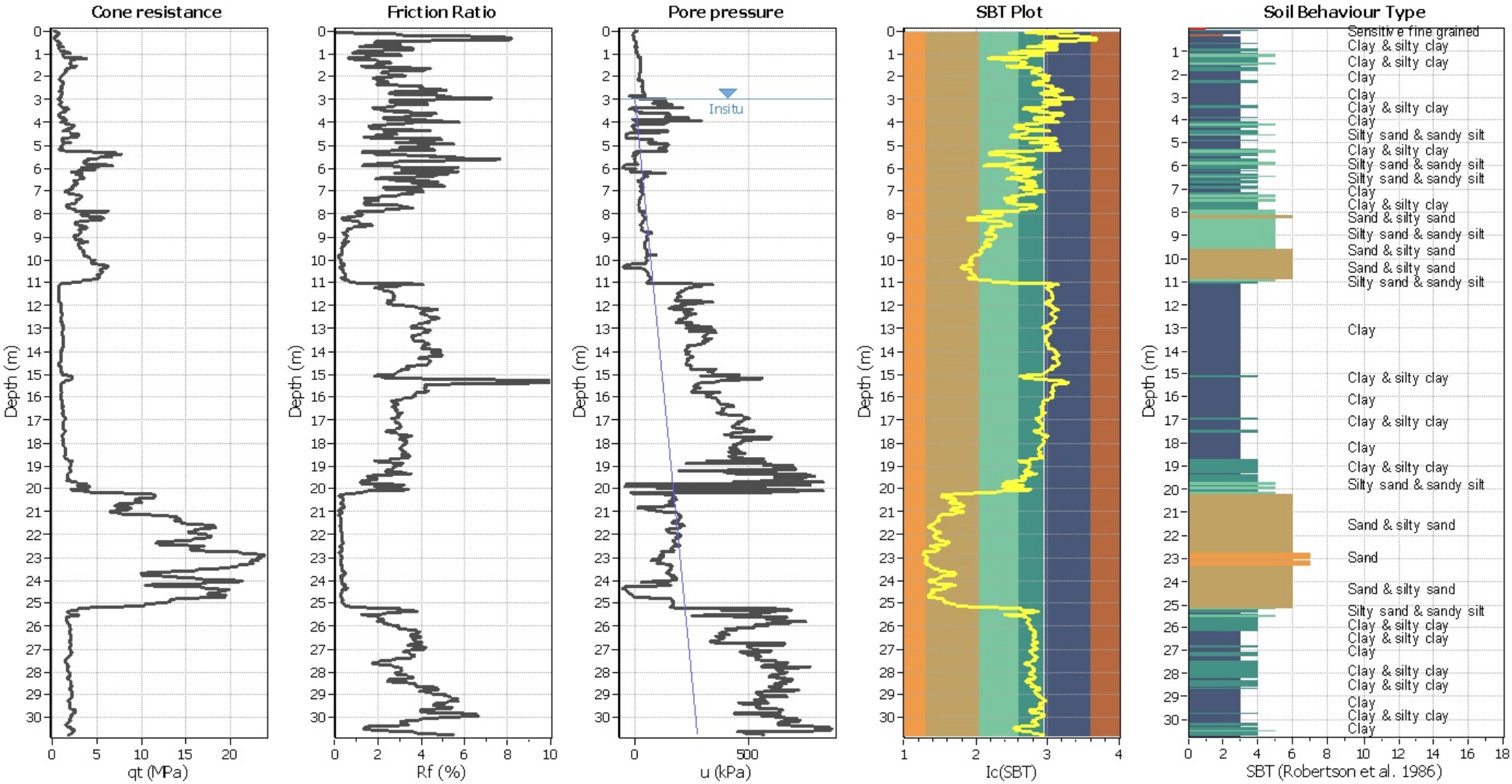

Input parameters and analysis data

Analysis method:	B&I (2014)	Depth to GWT (erthq.):	3.00 m	Fill weight:	N/A
Fines correction method:	B&I (2014)	Average results interval:	3	Transition detect. applied:	No
Points to test:	Based on Ic value	Ic cut-off value:	2.60	K_σ applied:	Yes
Earthquake magnitude M_w:	6.14	Unit weight calculation:	Based on SBT	Clay like behavior applied:	Sands only
Peak ground acceleration:	0.20	Use fill:	No	Limit depth applied:	Yes
Depth to water table (insitu):	3.00 m	Fill height:	N/A	Limit depth:	20.00 m

SBT legend

1. Sensitive fine grained
2. Organic material
3. Clay to silty clay
4. Clayey silt to silty clay
5. Silty sand to sandy silt
6. Clean sand to silty sand
7. Gravely sand to sand
8. Very stiff sand to clayey sand
9. Very stiff fine grained

Liquefaction analysis overall plot

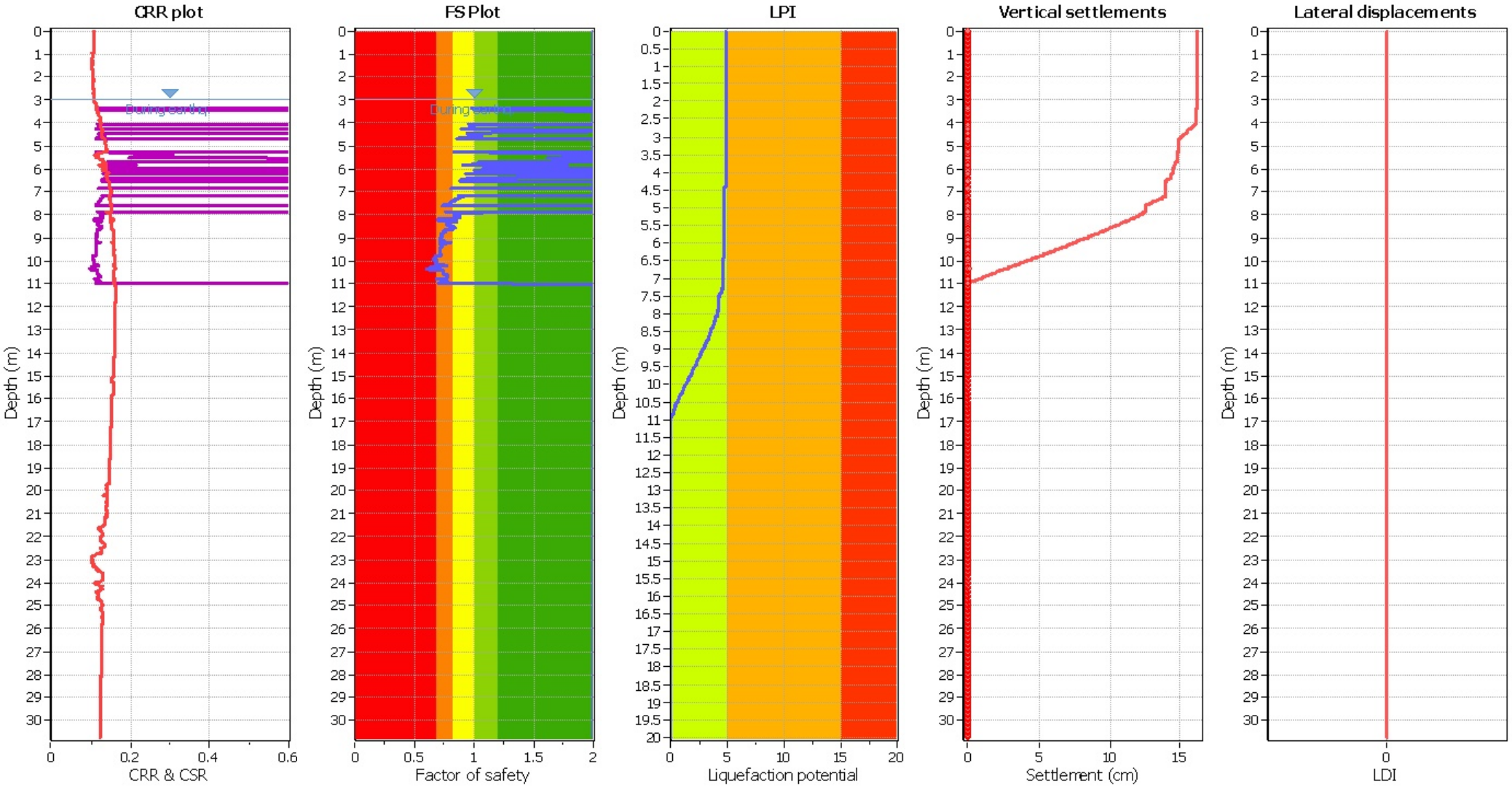

Input parameters and analysis data

Analysis method:	B&I (2014)	Depth to GWT (erthq.):	3.00 m	Fill weight:	N/A
Fines correction method:	B&I (2014)	Average results interval:	3	Transition detect. applied:	No
Points to test:	Based on Ic value	Ic cut-off value:	2.60	K_σ applied:	Yes
Earthquake magnitude M_w:	6.14	Unit weight calculation:	Based on SBT	Clay like behavior applied:	Sands only
Peak ground acceleration:	0.20	Use fill:	No	Limit depth applied:	Yes
Depth to water table (insitu):	3.00 m	Fill height:	N/A	Limit depth:	20.00 m

F.S. color scheme

- Almost certain it will liquefy
- Very likely to liquefy
- Liquefaction and no liq. are equally likely
- Unlike to liquefy
- Almost certain it will not liquefy

LPI color scheme

- Very high risk
- High risk
- Low risk

CPT basic interpretation plo

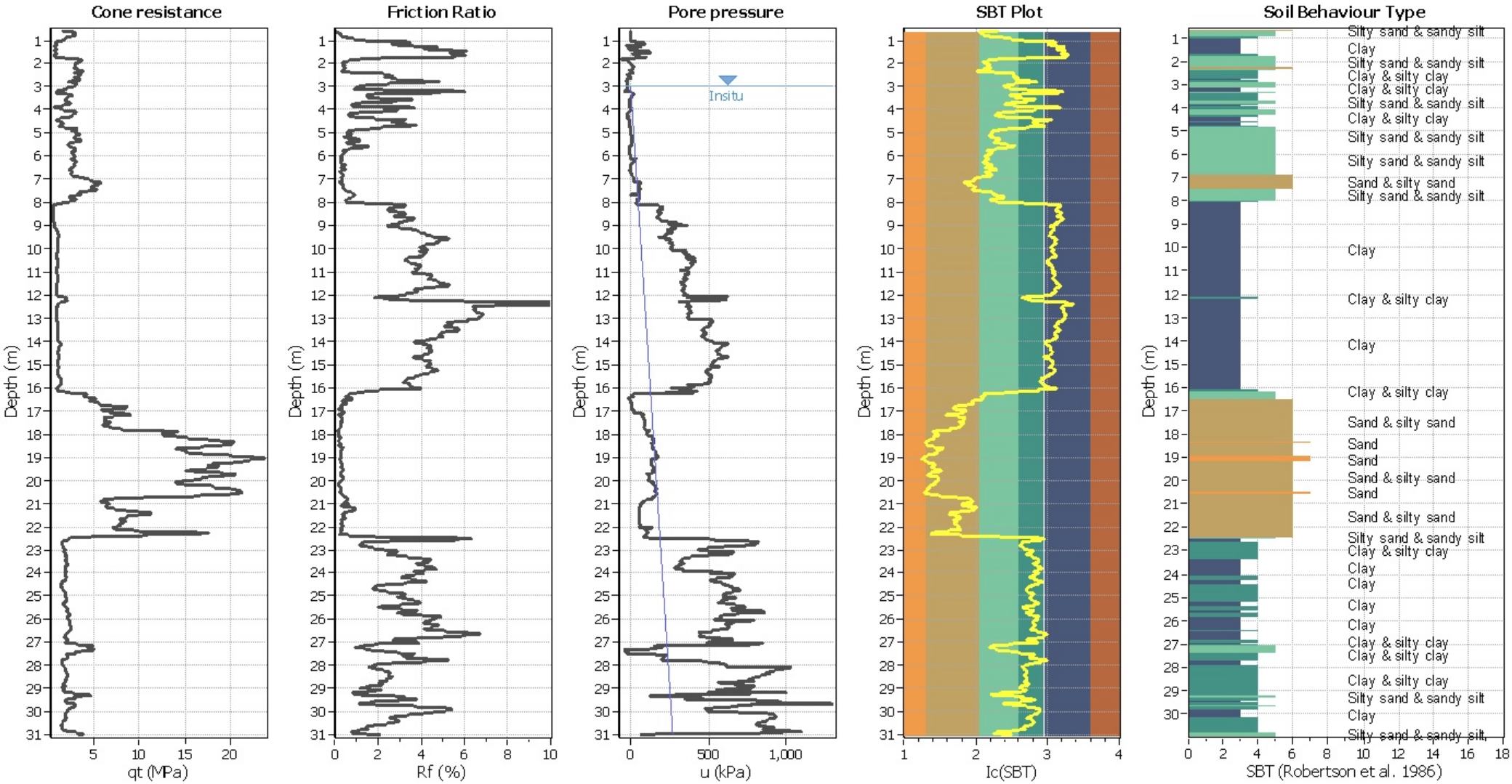

Input parameters and analysis data

Analysis method:	B&I (2014)	Depth to GWT (erthq.):	3.00 m	Fill weight:	N/A
Fines correction method:	B&I (2014)	Average results interval:	3	Transition detect. applied:	No
Points to test:	Based on Ic value	Ic cut-off value:	2.60	K_σ applied:	Yes
Earthquake magnitude M_w:	6.14	Unit weight calculation:	Based on SBT	Clay like behavior applied:	Sands only
Peak ground acceleration:	0.20	Use fill:	No	Limit depth applied:	Yes
Depth to water table (insitu):	3.00 m	Fill height:	N/A	Limit depth:	20.00 m

SBT legend

1. Sensitive fine grained
2. Organic material
3. Clay to silty clay
4. Clayey silt to silty clay
5. Silty sand to sandy silt
6. Clean sand to silty sand
7. Gravely sand to sand
8. Very stiff sand to clayey sand
9. Very stiff fine grained

Liquefaction analysis overall plot

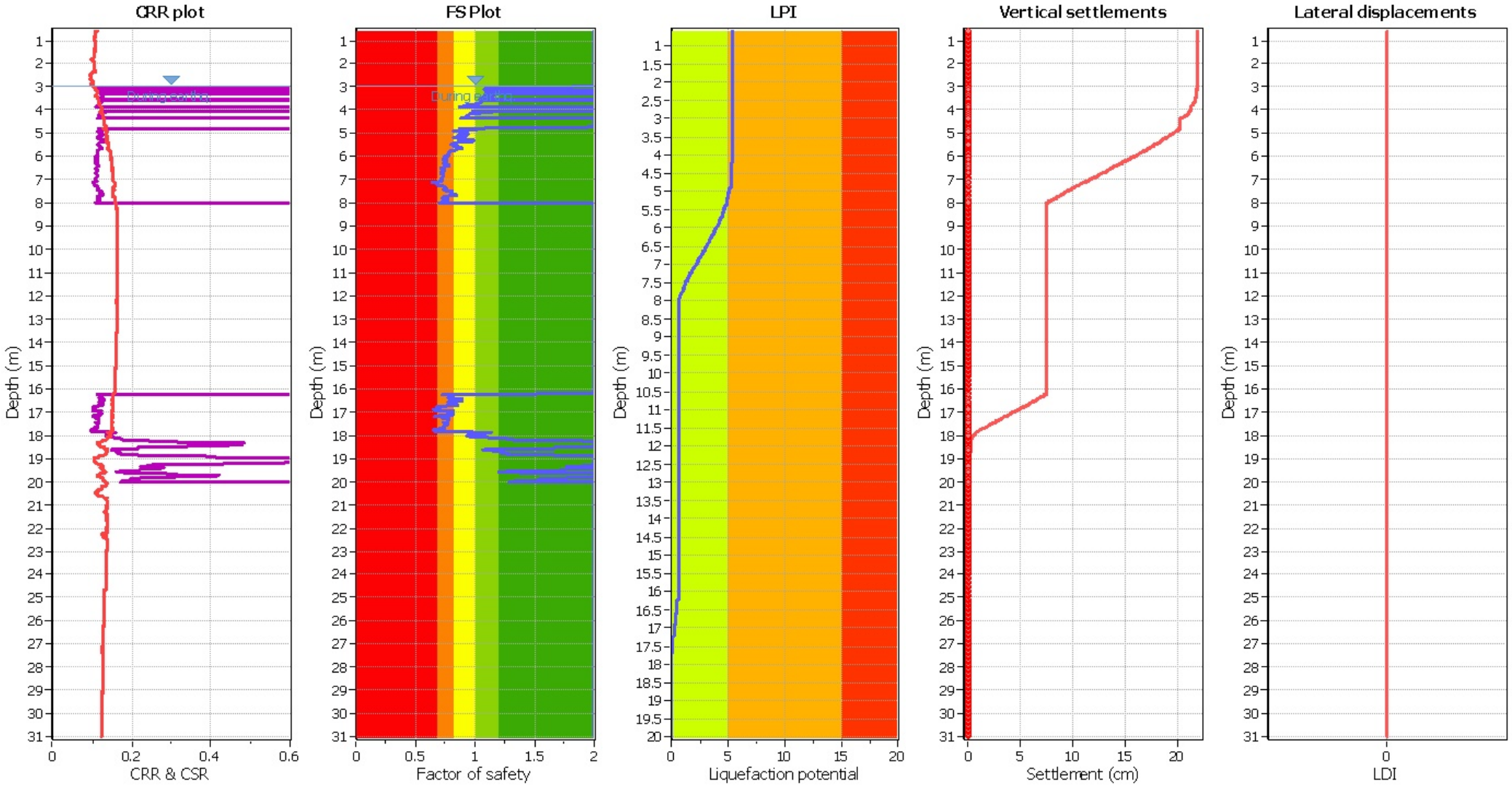

Input parameters and analysis data

Analysis method:	B&I (2014)	Depth to GWT (erthq.):	3.00 m	Fill weight:	N/A
Fines correction method:	B&I (2014)	Average results interval:	3	Transition detect. applied:	No
Points to test:	Based on Ic value	Ic cut-off value:	2.60	K_σ applied:	Yes
Earthquake magnitude M_w:	6.14	Unit weight calculation:	Based on SBT	Clay like behavior applied:	Sands only
Peak ground acceleration:	0.20	Use fill:	No	Limit depth applied:	Yes
Depth to water table (insitu):	3.00 m	Fill height:	N/A	Limit depth:	20.00 m

F.S. color scheme

- Almost certain it will liquefy
- Very likely to liquefy
- Liquefaction and no liq. are equally likely
- Unlike to liquefy
- Almost certain it will not liquefy

LPI color scheme

- Very high risk
- High risk
- Low risk

CPT basic interpretation plo

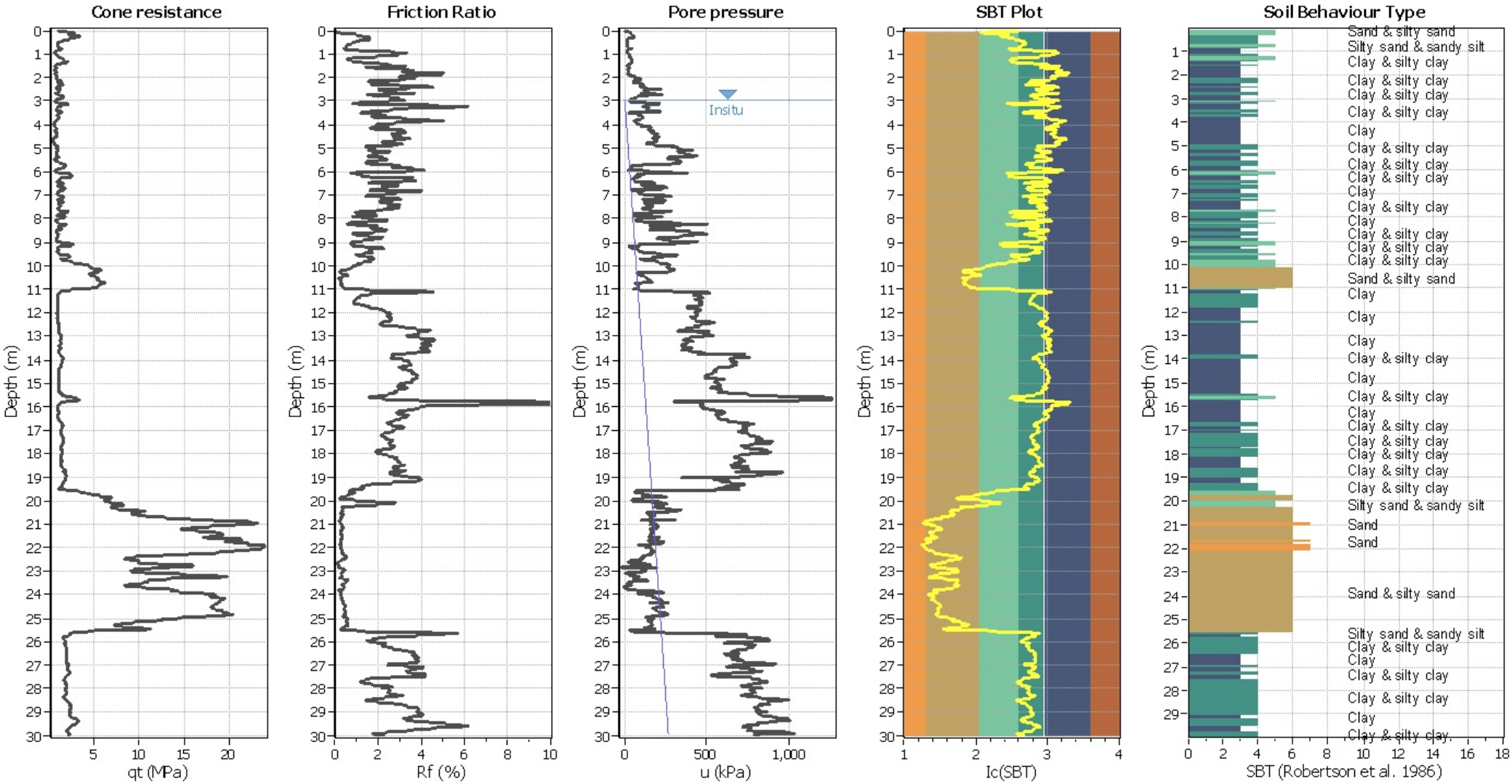

Input parameters and analysis data

Analysis method:	B&I (2014)	Depth to GWT (erthq.):	3.00 m	Fill weight:	N/A
Fines correction method:	B&I (2014)	Average results interval:	3	Transition detect. applied:	No
Points to test:	Based on Ic value	Ic cut-off value:	2.60	K_σ applied:	Yes
Earthquake magnitude M_w:	6.14	Unit weight calculation:	Based on SBT	Clay like behavior applied:	Sands only
Peak ground acceleration:	0.20	Use fill:	No	Limit depth applied:	Yes
Depth to water table (insitu):	3.00 m	Fill height:	N/A	Limit depth:	20.00 m

SBT legend

1. Sensitive fine grained
2. Organic material
3. Clay to silty clay
4. Clayey silt to silty clay
5. Silty sand to sandy silt
6. Clean sand to silty sand
7. Gravely sand to sand
8. Very stiff sand to clayey sand
9. Very stiff fine grained

Liquefaction analysis overall plot

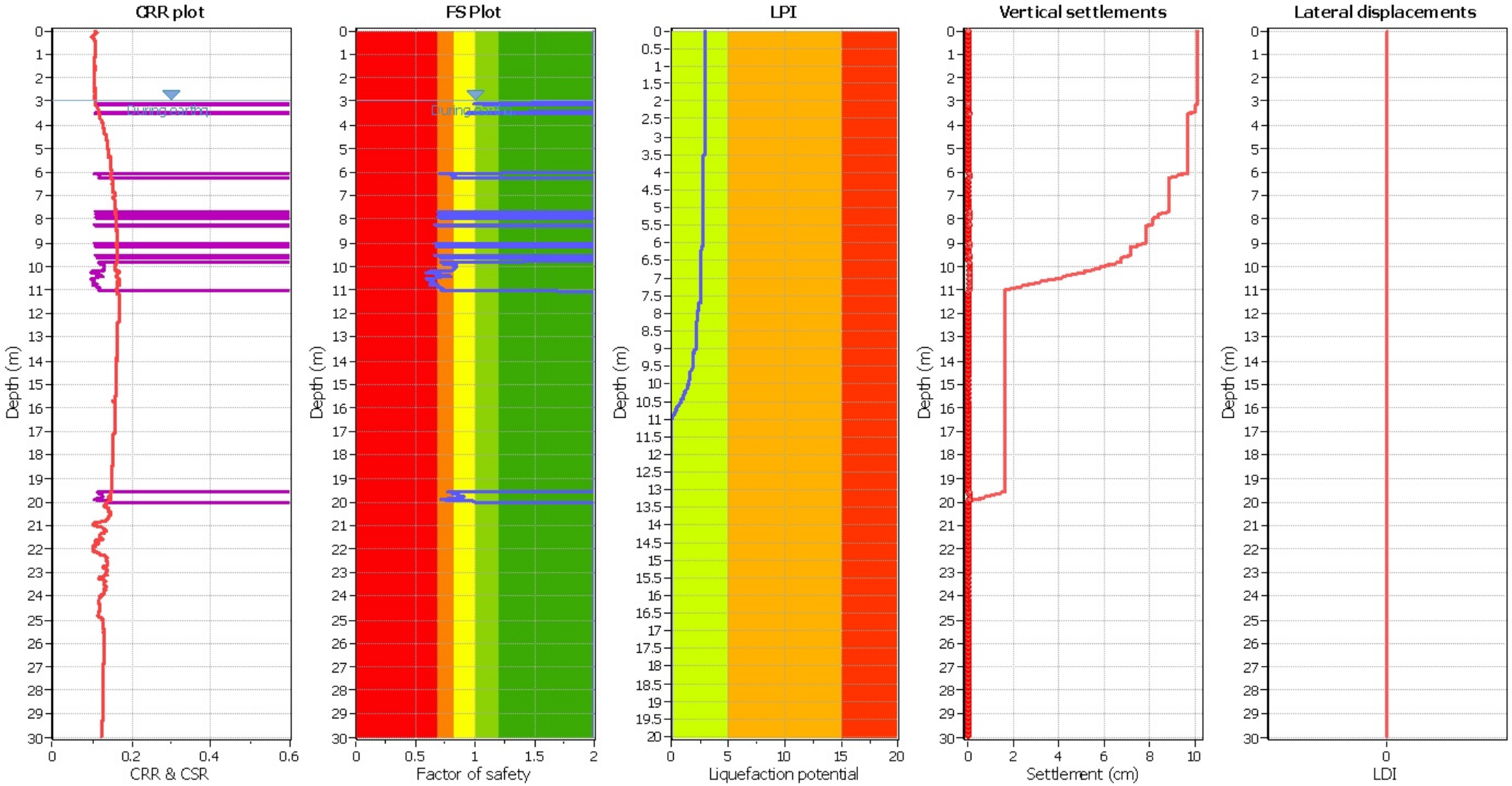

Input parameters and analysis data

Analysis method:	B&I (2014)	Depth to GWT (erthq.):	3.00 m	Fill weight:	N/A
Fines correction method:	B&I (2014)	Average results interval:	3	Transition detect. applied:	No
Points to test:	Based on Ic value	Ic cut-off value:	2.60	K_σ applied:	Yes
Earthquake magnitude M_w:	6.14	Unit weight calculation:	Based on SBT	Clay like behavior applied:	Sands only
Peak ground acceleration:	0.20	Use fill:	No	Limit depth applied:	Yes
Depth to water table (insitu):	3.00 m	Fill height:	N/A	Limit depth:	20.00 m

F.S. color scheme

- Almost certain it will liquefy
- Very likely to liquefy
- Liquefaction and no liq. are equally likely
- Unlike to liquefy
- Almost certain it will not liquefy

LPI color scheme

- Very high risk
- High risk
- Low risk

CPT basic interpretation plo

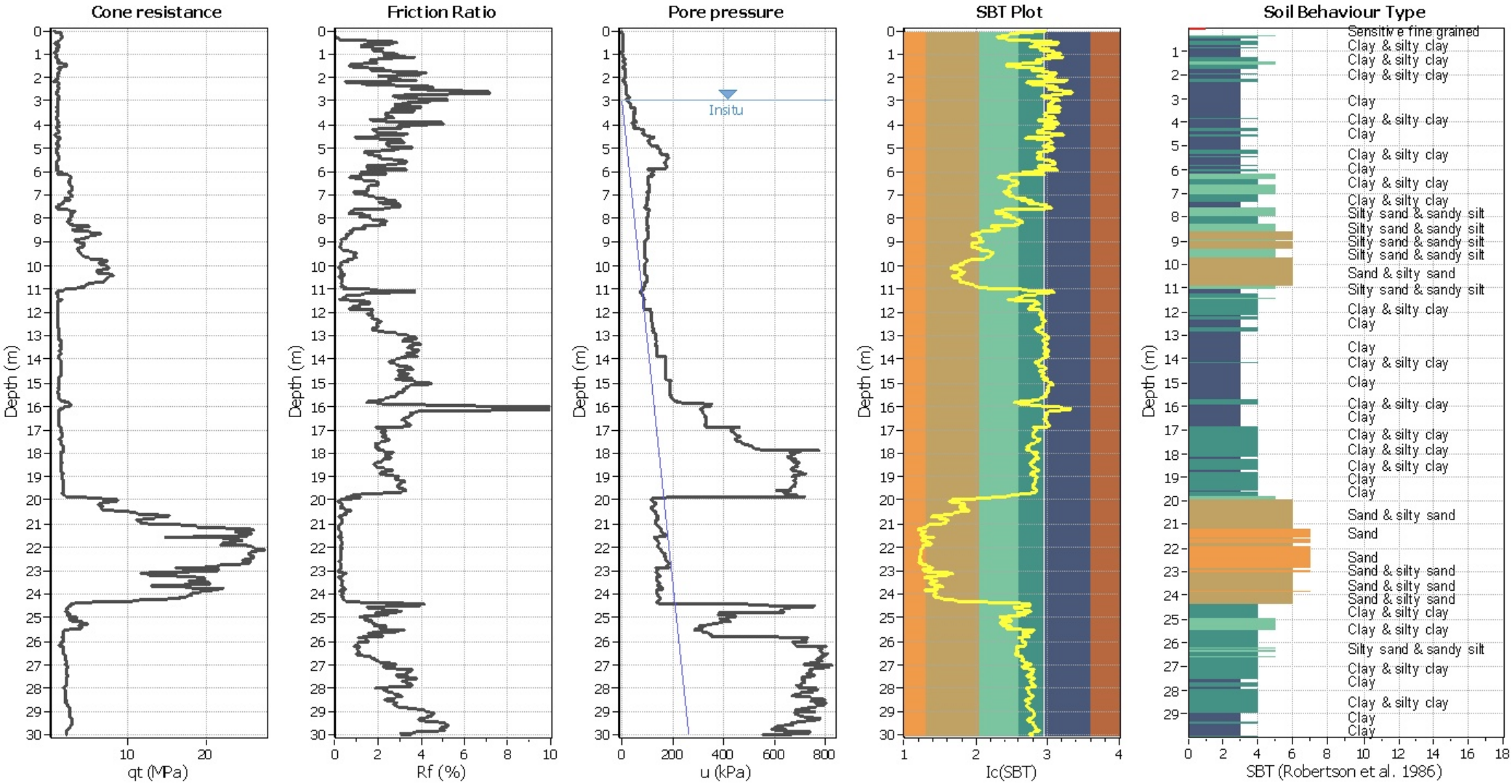

Input parameters and analysis data

Analysis method:	B&I (2014)	Depth to GWT (erthq.):	3.00 m	Fill weight:	N/A
Fines correction method:	B&I (2014)	Average results interval:	3	Transition detect. applied:	No
Points to test:	Based on Ic value	Ic cut-off value:	2.60	K_σ applied:	Yes
Earthquake magnitude M_w:	6.14	Unit weight calculation:	Based on SBT	Clay like behavior applied:	Sands only
Peak ground acceleration:	0.20	Use fill:	No	Limit depth applied:	Yes
Depth to water table (insitu):	3.00 m	Fill height:	N/A	Limit depth:	20.00 m

SBT legend

1. Sensitive fine grained
2. Organic material
3. Clay to silty clay
4. Clayey silt to silty clay
5. Silty sand to sandy silt
6. Clean sand to silty sand
7. Gravely sand to sand
8. Very stiff sand to clayey sand
9. Very stiff fine grained

Liquefaction analysis overall plot

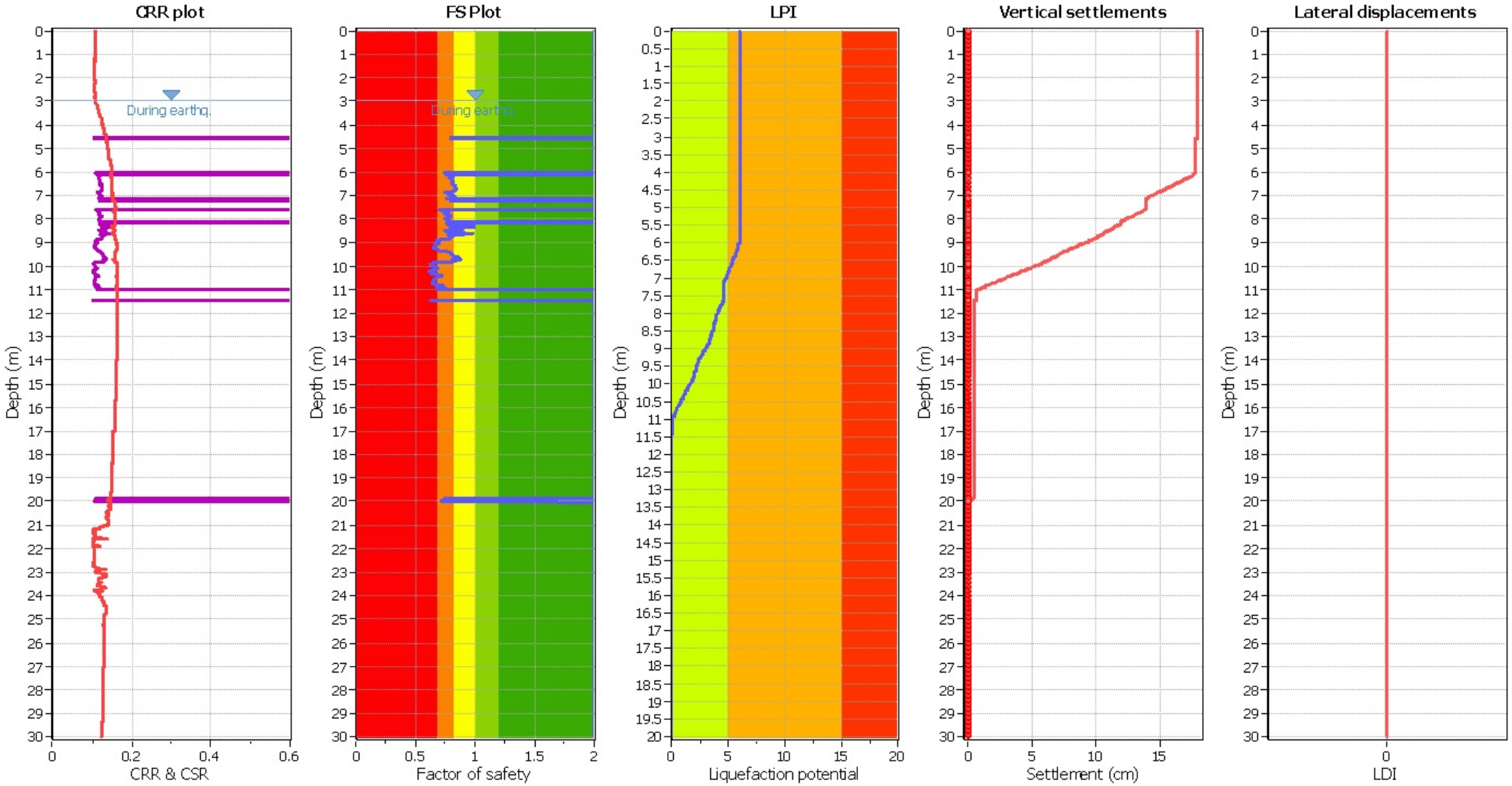

Input parameters and analysis data

Analysis method:	B&I (2014)	Depth to GWT (erthq.):	3.00 m	Fill weight:	N/A
Fines correction method:	B&I (2014)	Average results interval:	3	Transition detect. applied:	No
Points to test:	Based on Ic value	Ic cut-off value:	2.60	K_σ applied:	Yes
Earthquake magnitude M_w:	6.14	Unit weight calculation:	Based on SBT	Clay like behavior applied:	Sands only
Peak ground acceleration:	0.20	Use fill:	No	Limit depth applied:	Yes
Depth to water table (insitu):	3.00 m	Fill height:	N/A	Limit depth:	20.00 m

F.S. color scheme

- Almost certain it will liquefy
- Very likely to liquefy
- Liquefaction and no liq. are equally likely
- Unlike to liquefy
- Almost certain it will not liquefy

LPI color scheme

- Very high risk
- High risk
- Low risk

CPT basic interpretation plo

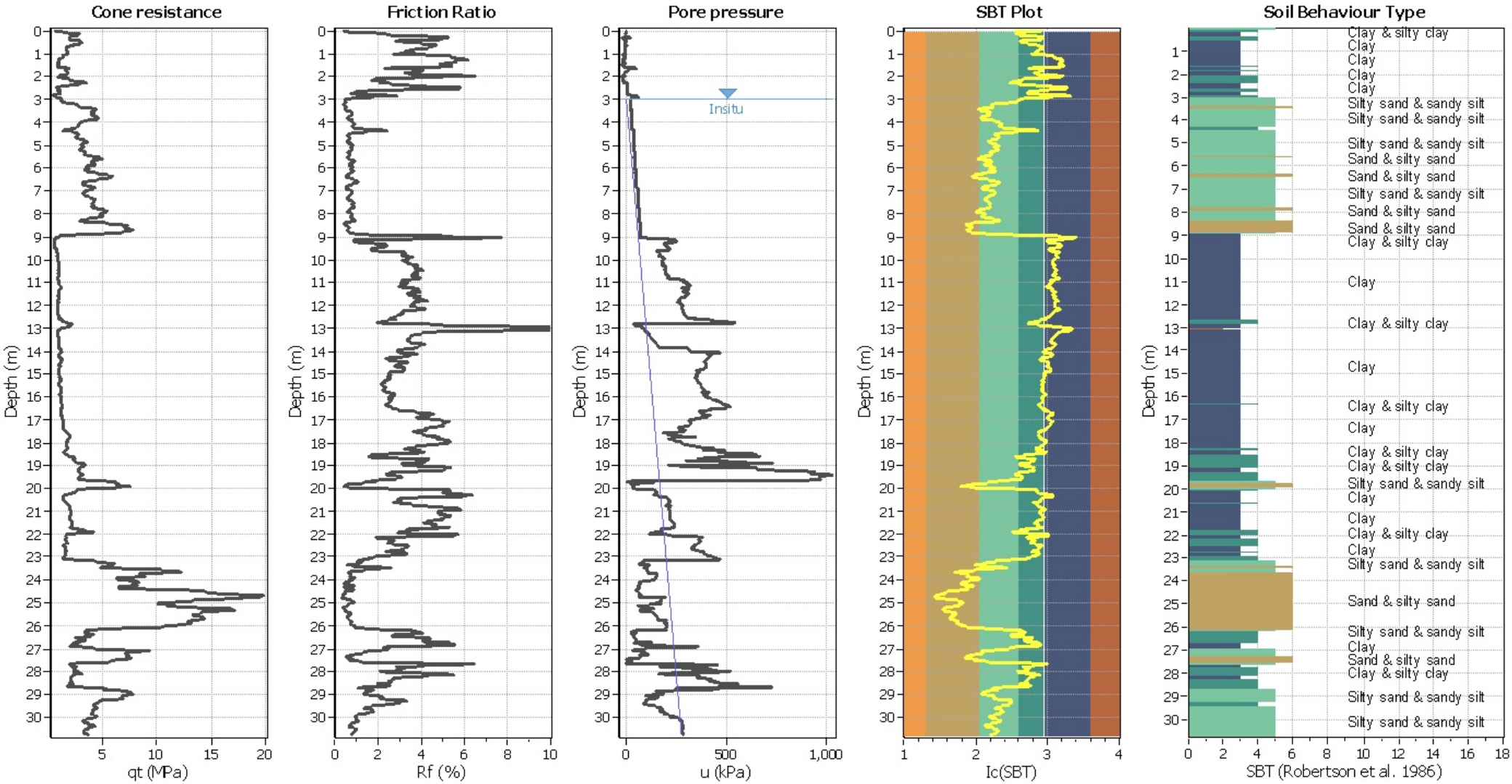

Input parameters and analysis data

Analysis method:	B&I (2014)	Depth to GWT (erthq.):	3.00 m	Fill weight:	N/A
Fines correction method:	B&I (2014)	Average results interval:	3	Transition detect. applied:	No
Points to test:	Based on Ic value	Ic cut-off value:	2.60	K_σ applied:	Yes
Earthquake magnitude M_w:	6.14	Unit weight calculation:	Based on SBT	Clay like behavior applied:	Sands only
Peak ground acceleration:	0.20	Use fill:	No	Limit depth applied:	Yes
Depth to water table (insitu):	3.00 m	Fill height:	N/A	Limit depth:	20.00 m

SBT legend

1. Sensitive fine grained
2. Organic material
3. Clay to silty clay
4. Clayey silt to silty clay
5. Silty sand to sandy silt
6. Clean sand to silty sand
7. Gravely sand to sand
8. Very stiff sand to clayey sand
9. Very stiff fine grained

Liquefaction analysis overall plot

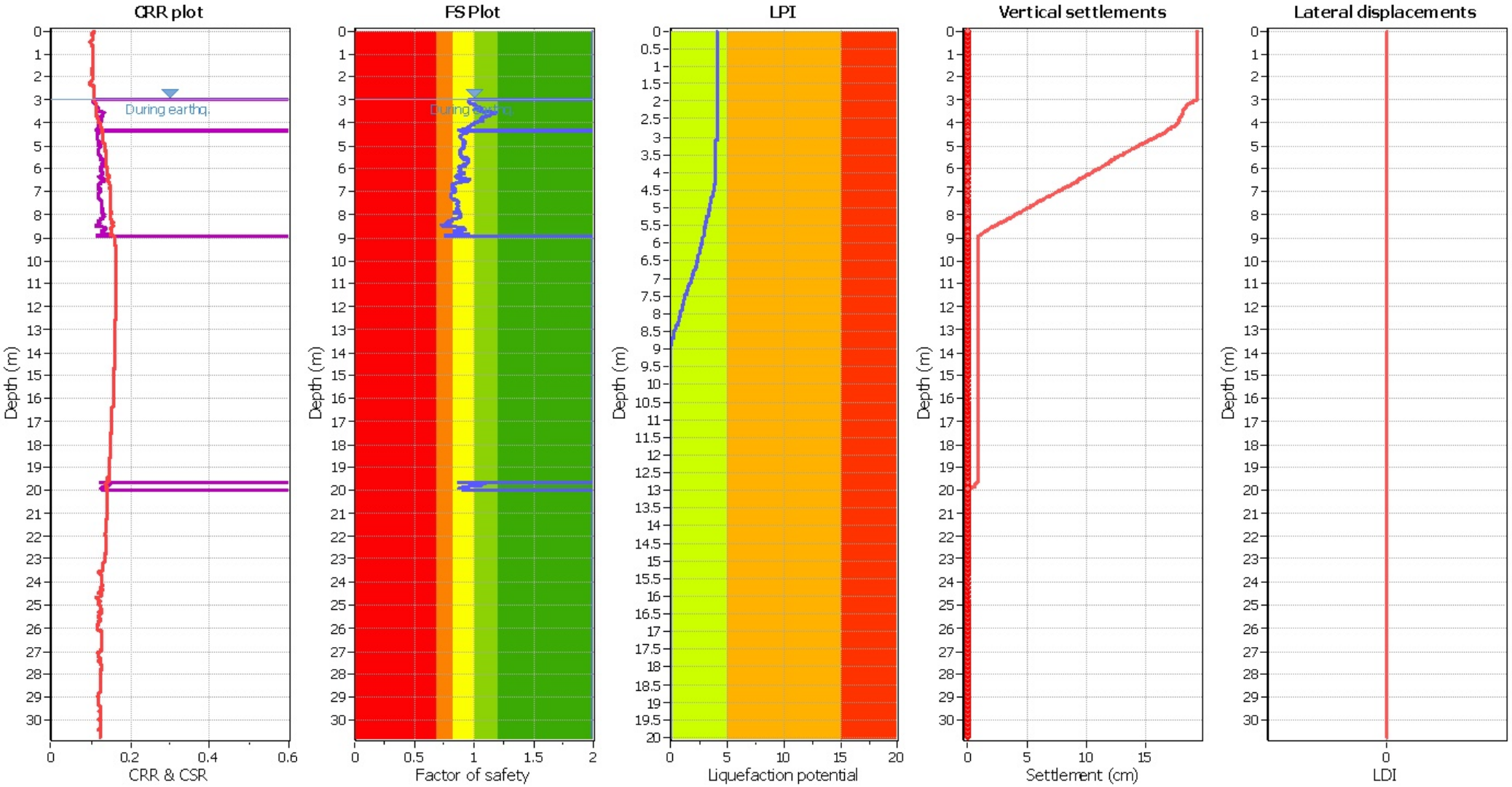

Input parameters and analysis data

Analysis method:	B&I (2014)	Depth to GWT (erthq.):	3.00 m	Fill weight:	N/A
Fines correction method:	B&I (2014)	Average results interval:	3	Transition detect. applied:	No
Points to test:	Based on Ic value	Ic cut-off value:	2.60	K_σ applied:	Yes
Earthquake magnitude M_w:	6.14	Unit weight calculation:	Based on SBT	Clay like behavior applied:	Sands only
Peak ground acceleration:	0.20	Use fill:	No	Limit depth applied:	Yes
Depth to water table (insitu):	3.00 m	Fill height:	N/A	Limit depth:	20.00 m

F.S. color scheme

- Almost certain it will liquefy
- Very likely to liquefy
- Liquefaction and no liq. are equally likely
- Unlike to liquefy
- Almost certain it will not liquefy

LPI color scheme

- Very high risk
- High risk
- Low risk

CPT basic interpretation plo

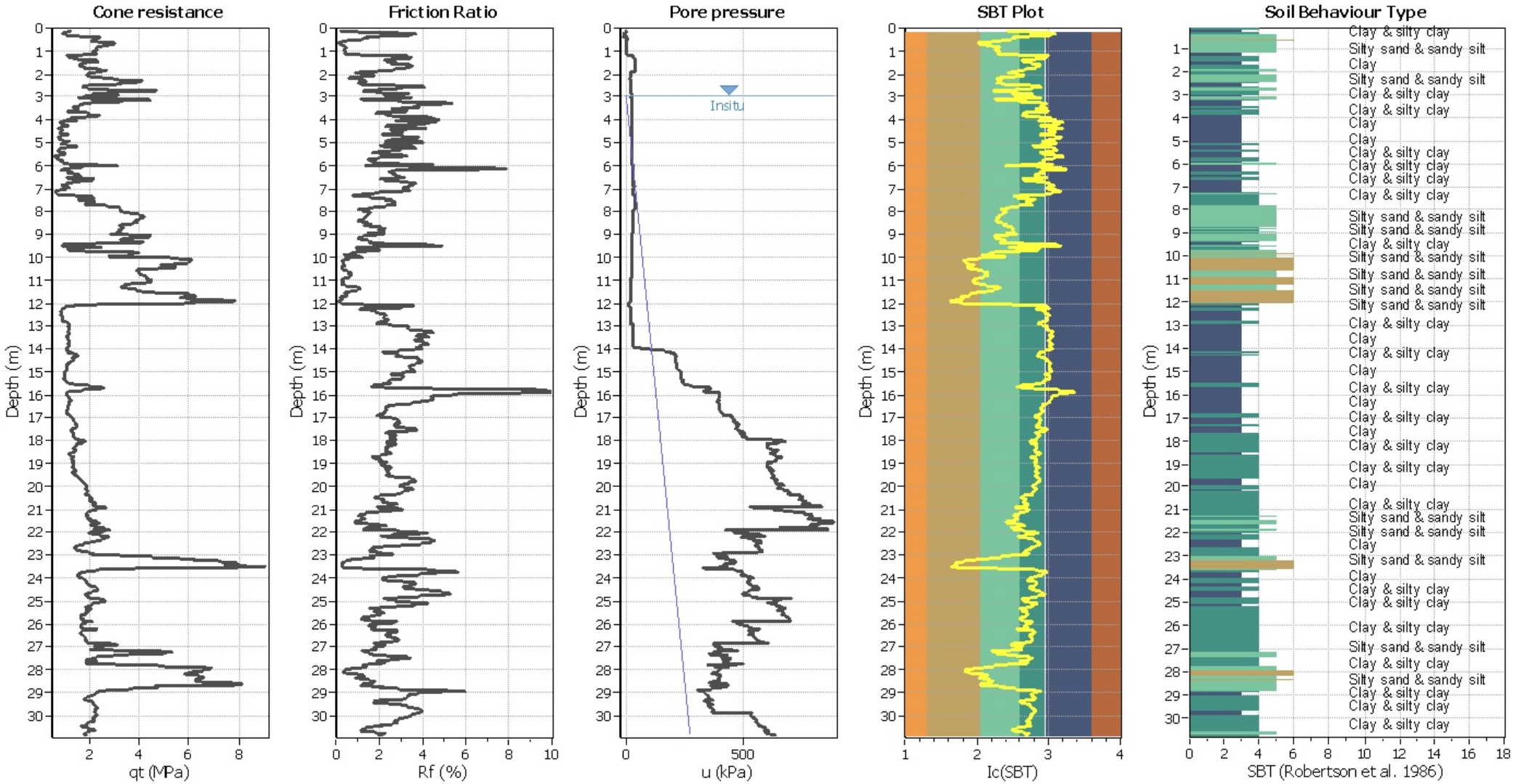

Input parameters and analysis data

Analysis method:	B&I (2014)	Depth to GWT (erthq.):	3.00 m	Fill weight:	N/A
Fines correction method:	B&I (2014)	Average results interval:	3	Transition detect. applied:	No
Points to test:	Based on Ic value	Ic cut-off value:	2.60	K_σ applied:	Yes
Earthquake magnitude M_w:	6.14	Unit weight calculation:	Based on SBT	Clay like behavior applied:	Sands only
Peak ground acceleration:	0.20	Use fill:	No	Limit depth applied:	Yes
Depth to water table (insitu):	3.00 m	Fill height:	N/A	Limit depth:	20.00 m

SBT legend

1. Sensitive fine grained
2. Organic material
3. Clay to silty clay
4. Clayey silt to silty clay
5. Silty sand to sandy silt
6. Clean sand to silty sand
7. Gravely sand to sand
8. Very stiff sand to clayey sand
9. Very stiff fine grained

Liquefaction analysis overall plot

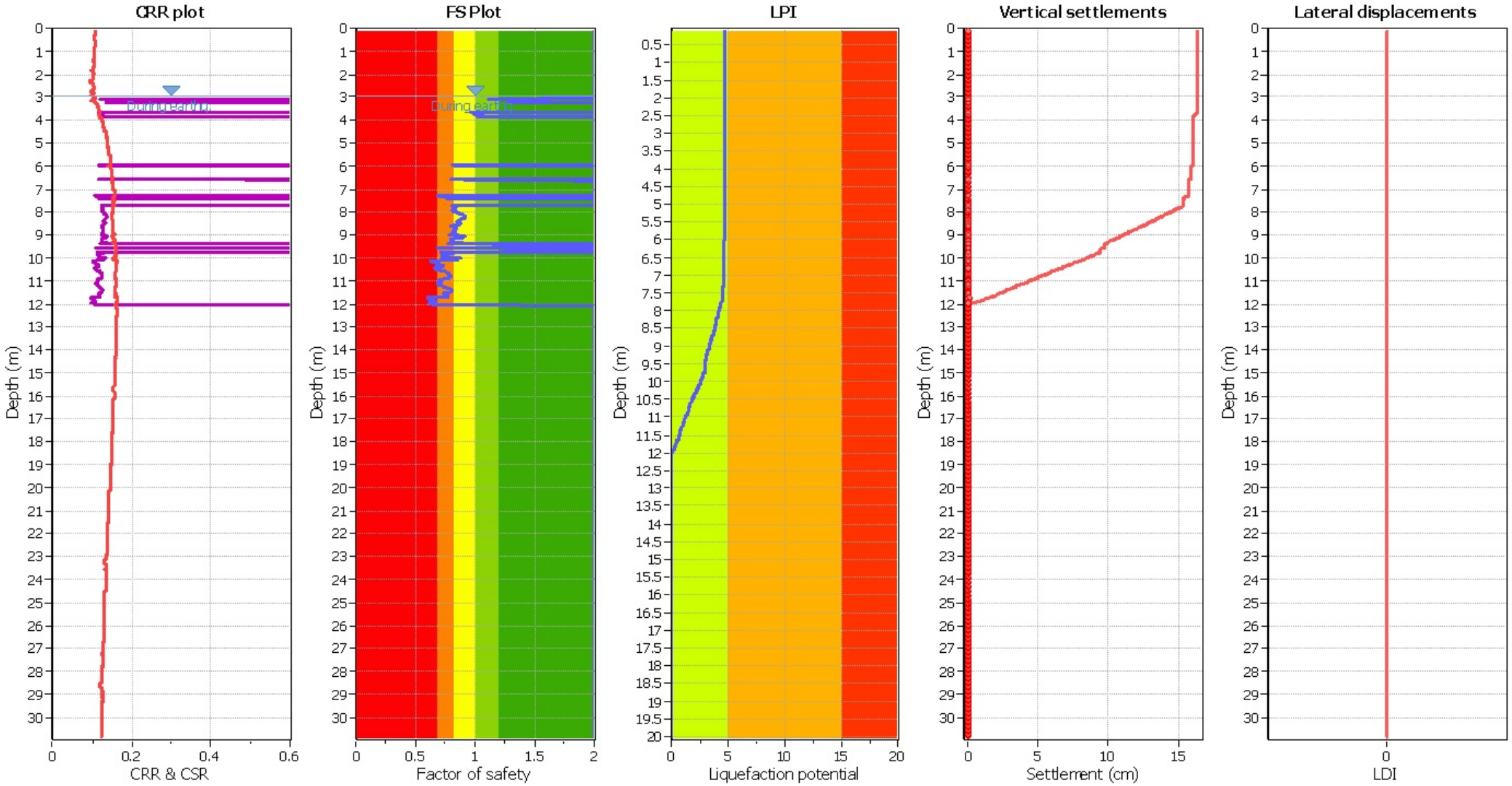

Input parameters and analysis data

Analysis method:	B&I (2014)	Depth to GWT (erthq.):	3.00 m	Fill weight:	N/A
Fines correction method:	B&I (2014)	Average results interval:	3	Transition detect. applied:	No
Points to test:	Based on Ic value	Ic cut-off value:	2.60	K_σ applied:	Yes
Earthquake magnitude M_w:	6.14	Unit weight calculation:	Based on SBT	Clay like behavior applied:	Sands only
Peak ground acceleration:	0.20	Use fill:	No	Limit depth applied:	Yes
Depth to water table (insitu):	3.00 m	Fill height:	N/A	Limit depth:	20.00 m

F.S. color scheme

- Almost certain it will liquefy
- Very likely to liquefy
- Liquefaction and no liq. are equally likely
- Unlike to liquefy
- Almost certain it will not liquefy

LPI color scheme

- Very high risk
- High risk
- Low risk

CPT basic interpretation plo

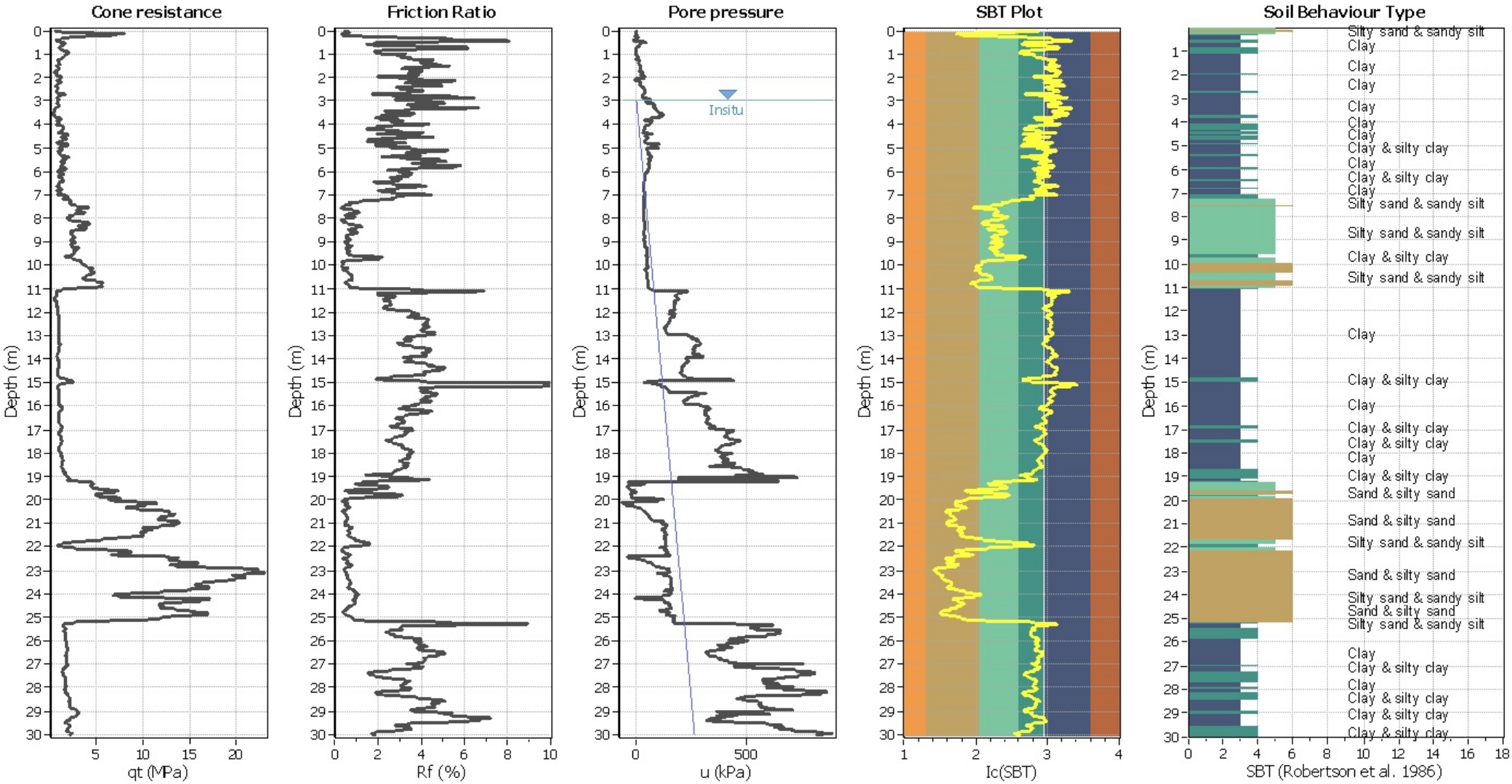

Input parameters and analysis data

Analysis method:	B&I (2014)	Depth to GWT (erthq.):	3.00 m	Fill weight:	N/A
Fines correction method:	B&I (2014)	Average results interval:	3	Transition detect. applied:	No
Points to test:	Based on Ic value	Ic cut-off value:	2.60	K_σ applied:	Yes
Earthquake magnitude M_w:	6.14	Unit weight calculation:	Based on SBT	Clay like behavior applied:	Sands only
Peak ground acceleration:	0.20	Use fill:	No	Limit depth applied:	Yes
Depth to water table (insitu):	3.00 m	Fill height:	N/A	Limit depth:	20.00 m

SBT legend

1. Sensitive fine grained
2. Organic material
3. Clay to silty clay
4. Clayey silt to silty clay
5. Silty sand to sandy silt
6. Clean sand to silty sand
7. Gravely sand to sand
8. Very stiff sand to clayey sand
9. Very stiff fine grained

Liquefaction analysis overall plot

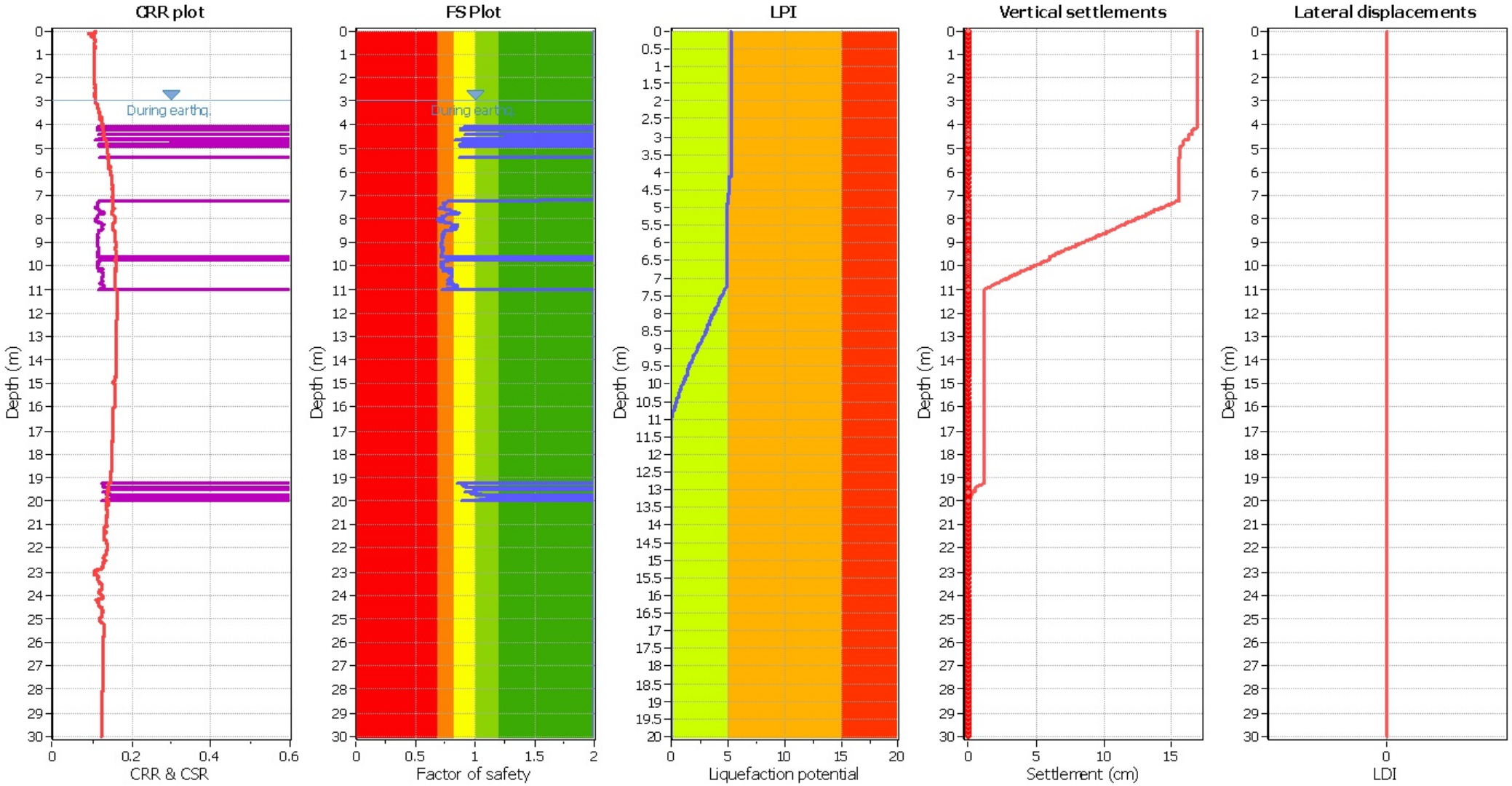

Input parameters and analysis data

Analysis method:	B&I (2014)	Depth to GWT (erthq.):	3.00 m	Fill weight:	N/A
Fines correction method:	B&I (2014)	Average results interval:	3	Transition detect. applied:	No
Points to test:	Based on Ic value	Ic cut-off value:	2.60	K_σ applied:	Yes
Earthquake magnitude M_w:	6.14	Unit weight calculation:	Based on SBT	Clay like behavior applied:	Sands only
Peak ground acceleration:	0.20	Use fill:	No	Limit depth applied:	Yes
Depth to water table (insitu):	3.00 m	Fill height:	N/A	Limit depth:	20.00 m

F.S. color scheme

- Almost certain it will liquefy
- Very likely to liquefy
- Liquefaction and no liq. are equally likely
- Unlike to liquefy
- Almost certain it will not liquefy

LPI color scheme

- Very high risk
- High risk
- Low risk

CPT basic interpretation plo

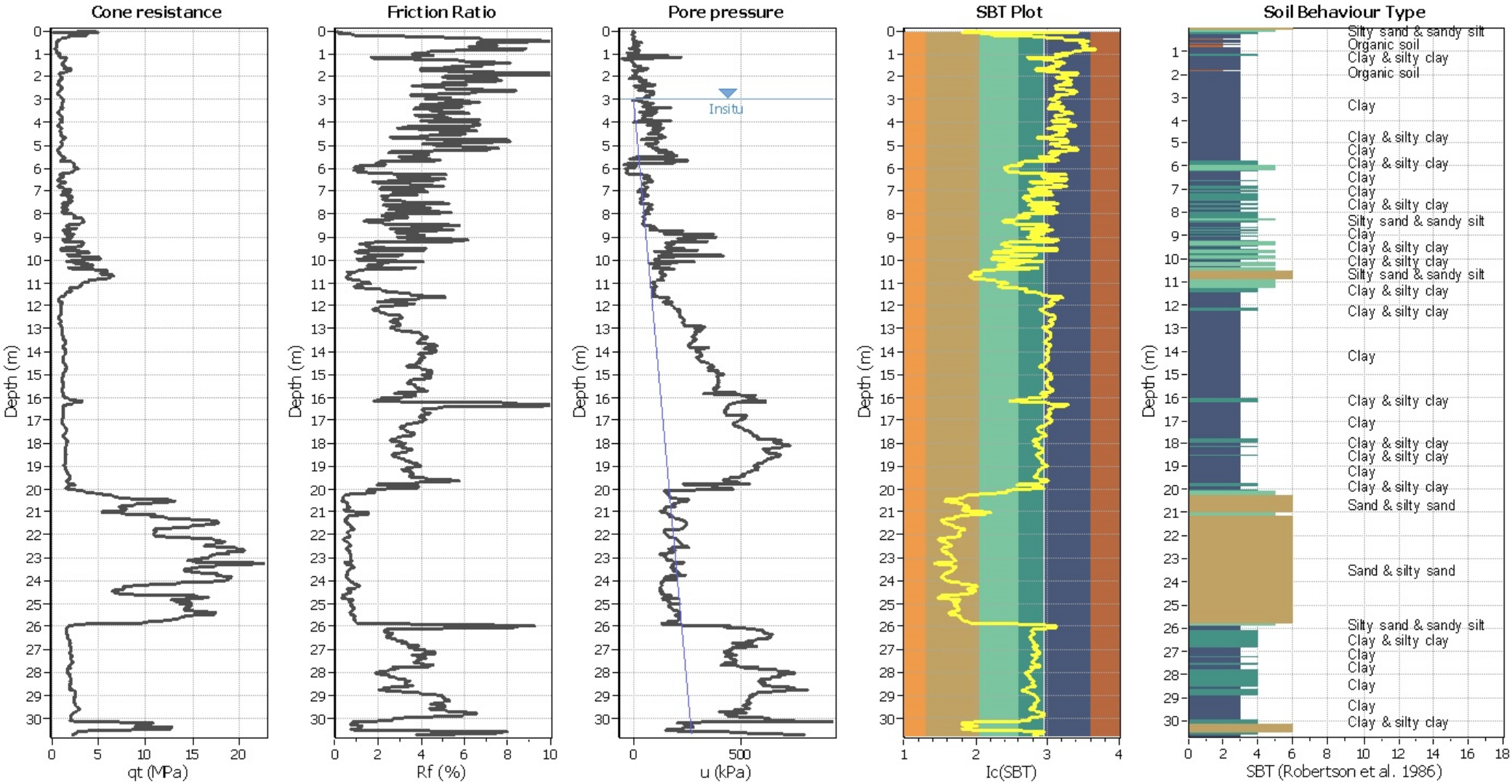

Input parameters and analysis data

Analysis method:	B&I (2014)	Depth to GWT (erthq.):	3.00 m	Fill weight:	N/A
Fines correction method:	B&I (2014)	Average results interval:	3	Transition detect. applied:	No
Points to test:	Based on Ic value	Ic cut-off value:	2.60	K_σ applied:	Yes
Earthquake magnitude M_w:	6.14	Unit weight calculation:	Based on SBT	Clay like behavior applied:	Sands only
Peak ground acceleration:	0.20	Use fill:	No	Limit depth applied:	Yes
Depth to water table (insitu):	3.00 m	Fill height:	N/A	Limit depth:	20.00 m

SBT legend

1. Sensitive fine grained	4. Clayey silt to silty clay	7. Gravely sand to sand
2. Organic material	5. Silty sand to sandy silt	8. Very stiff sand to clayey sand
3. Clay to silty clay	6. Clean sand to silty sand	9. Very stiff fine grained

Liquefaction analysis overall plot

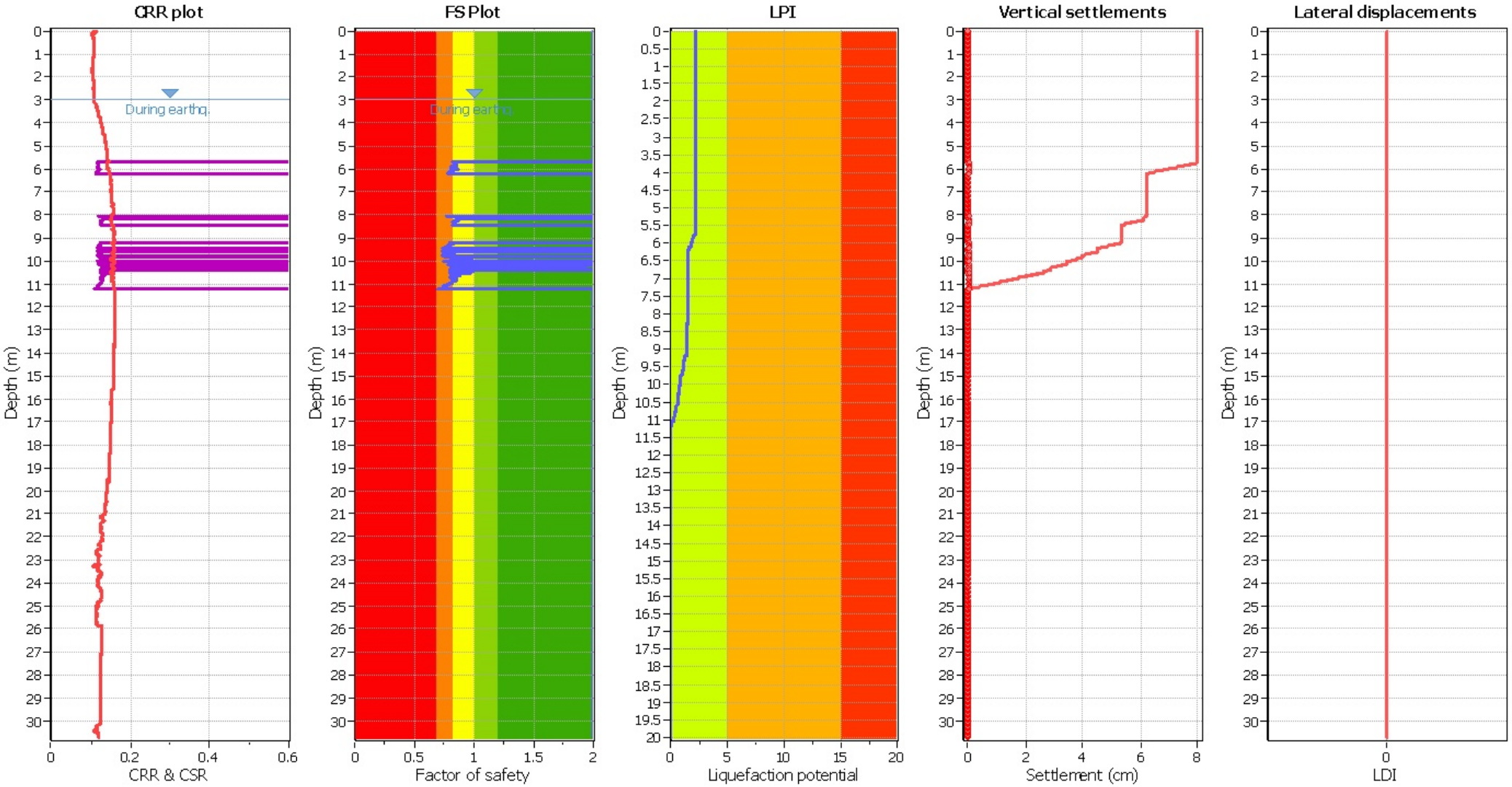

Input parameters and analysis data

Analysis method:	B&I (2014)	Depth to GWT (erthq.):	3.00 m	Fill weight:	N/A
Fines correction method:	B&I (2014)	Average results interval:	3	Transition detect. applied:	No
Points to test:	Based on Ic value	Ic cut-off value:	2.60	K_σ applied:	Yes
Earthquake magnitude M_w:	6.14	Unit weight calculation:	Based on SBT	Clay like behavior applied:	Sands only
Peak ground acceleration:	0.20	Use fill:	No	Limit depth applied:	Yes
Depth to water table (insitu):	3.00 m	Fill height:	N/A	Limit depth:	20.00 m

F.S. color scheme

- Almost certain it will liquefy
- Very likely to liquefy
- Liquefaction and no liq. are equally likely
- Unlike to liquefy
- Almost certain it will not liquefy

LPI color scheme

- Very high risk
- High risk
- Low risk

CPT basic interpretation plo

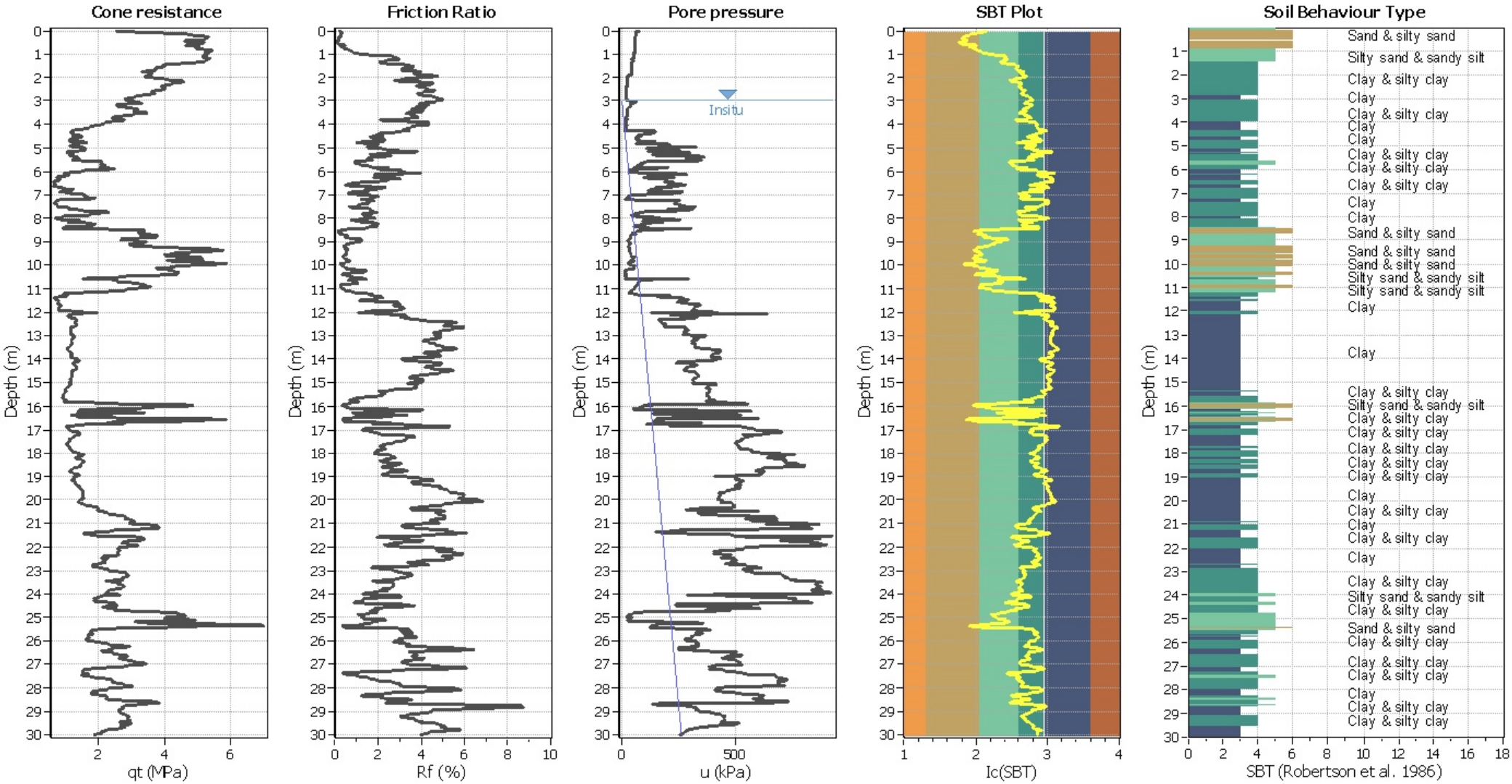

Input parameters and analysis data

Analysis method:	B&I (2014)	Depth to GWT (erthq.):	3.00 m	Fill weight:	N/A
Fines correction method:	B&I (2014)	Average results interval:	3	Transition detect. applied:	No
Points to test:	Based on Ic value	Ic cut-off value:	2.60	K_σ applied:	Yes
Earthquake magnitude M_w:	6.14	Unit weight calculation:	Based on SBT	Clay like behavior applied:	Sands only
Peak ground acceleration:	0.20	Use fill:	No	Limit depth applied:	Yes
Depth to water table (insitu):	3.00 m	Fill height:	N/A	Limit depth:	20.00 m

SBT legend

1. Sensitive fine grained	4. Clayey silt to silty clay	7. Gravely sand to sand
2. Organic material	5. Silty sand to sandy silt	8. Very stiff sand to clayey sand
3. Clay to silty clay	6. Clean sand to silty sand	9. Very stiff fine grained

Liquefaction analysis overall plot

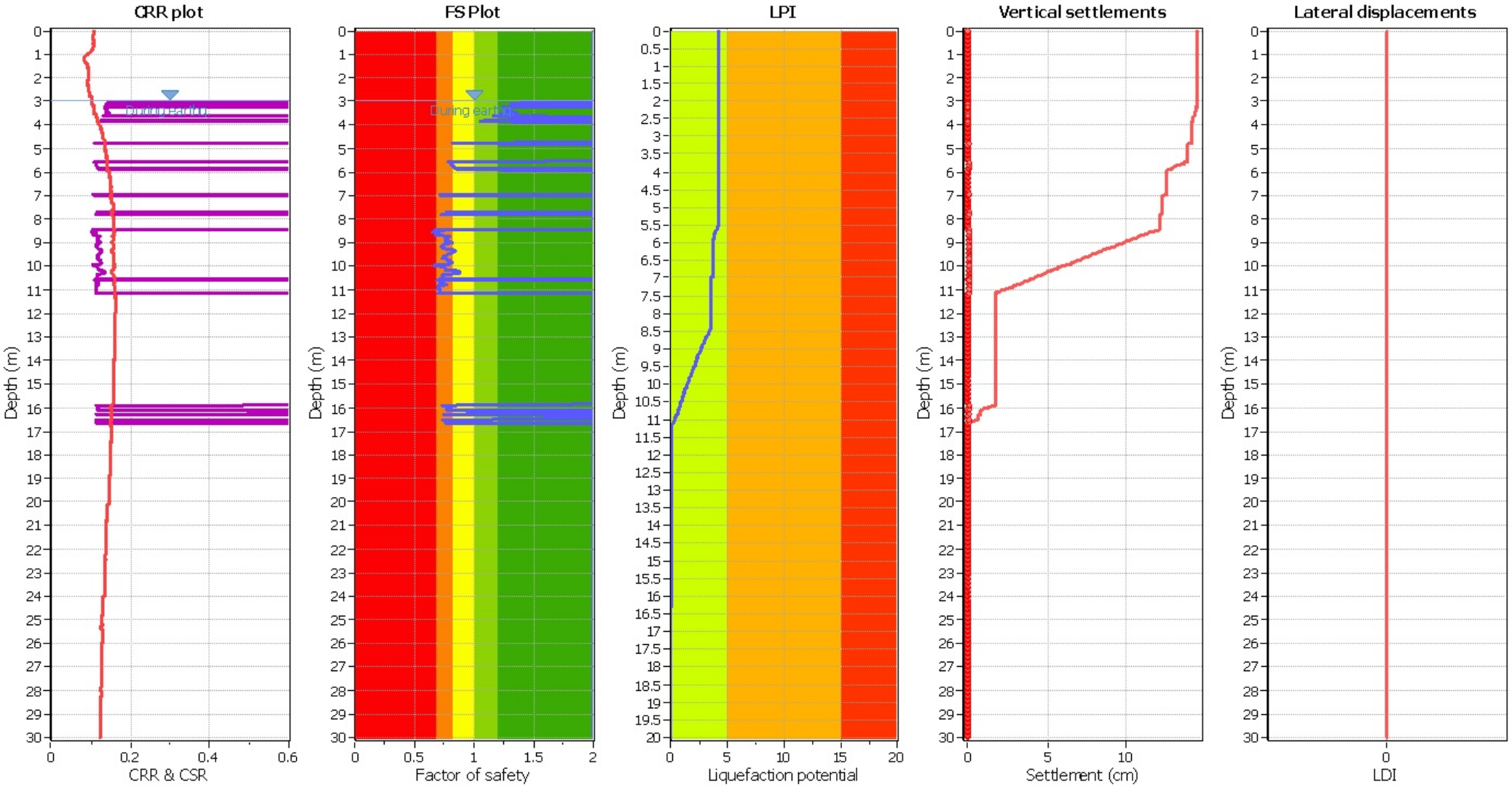

Input parameters and analysis data

Analysis method:	B&I (2014)	Depth to GWT (erthq.):	3.00 m	Fill weight:	N/A
Fines correction method:	B&I (2014)	Average results interval:	3	Transition detect. applied:	No
Points to test:	Based on Ic value	Ic cut-off value:	2.60	K_σ applied:	Yes
Earthquake magnitude M_w:	6.14	Unit weight calculation:	Based on SBT	Clay like behavior applied:	Sands only
Peak ground acceleration:	0.20	Use fill:	No	Limit depth applied:	Yes
Depth to water table (insitu):	3.00 m	Fill height:	N/A	Limit depth:	20.00 m

F.S. color scheme

- Almost certain it will liquefy
- Very likely to liquefy
- Liquefaction and no liq. are equally likely
- Unlike to liquefy
- Almost certain it will not liquefy

LPI color scheme

- Very high risk
- High risk
- Low risk

CPT basic interpretation plo

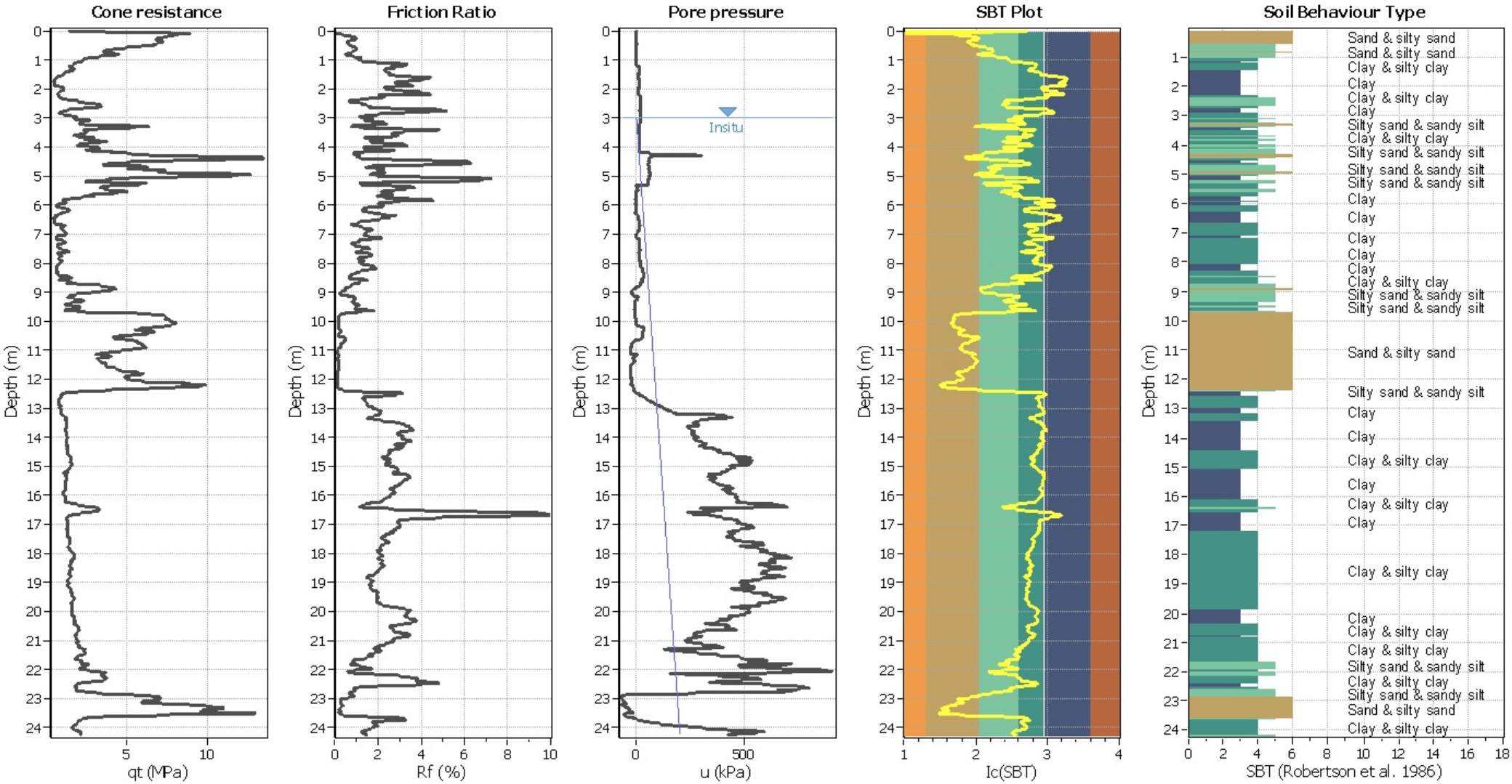

Input parameters and analysis data

Analysis method:	B&I (2014)	Depth to GWT (erthq.):	3.00 m	Fill weight:	N/A
Fines correction method:	B&I (2014)	Average results interval:	3	Transition detect. applied:	No
Points to test:	Based on Ic value	Ic cut-off value:	2.60	K_σ applied:	Yes
Earthquake magnitude M_w:	6.14	Unit weight calculation:	Based on SBT	Clay like behavior applied:	Sands only
Peak ground acceleration:	0.20	Use fill:	No	Limit depth applied:	Yes
Depth to water table (insitu):	3.00 m	Fill height:	N/A	Limit depth:	20.00 m

SBT legend

1. Sensitive fine grained
2. Organic material
3. Clay to silty clay
4. Clayey silt to silty clay
5. Silty sand to sandy silt
6. Clean sand to silty sand
7. Gravely sand to sand
8. Very stiff sand to clayey sand
9. Very stiff fine grained

Liquefaction analysis overall plot

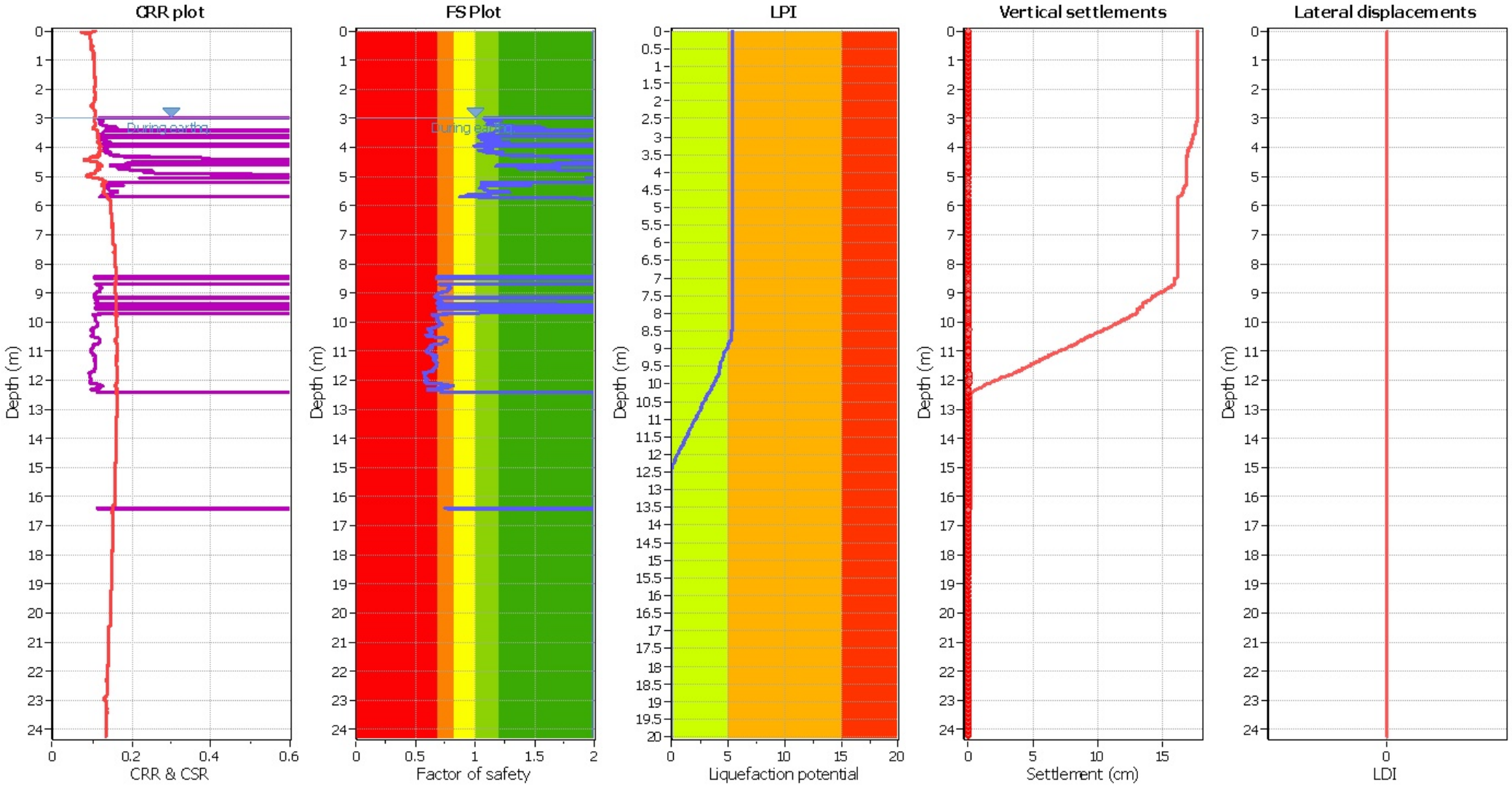

Input parameters and analysis data

Analysis method:	B&I (2014)	Depth to GWT (erthq.):	3.00 m	Fill weight:	N/A
Fines correction method:	B&I (2014)	Average results interval:	3	Transition detect. applied:	No
Points to test:	Based on Ic value	Ic cut-off value:	2.60	K_σ applied:	Yes
Earthquake magnitude M_w:	6.14	Unit weight calculation:	Based on SBT	Clay like behavior applied:	Sands only
Peak ground acceleration:	0.20	Use fill:	No	Limit depth applied:	Yes
Depth to water table (insitu):	3.00 m	Fill height:	N/A	Limit depth:	20.00 m

F.S. color scheme

- Almost certain it will liquefy
- Very likely to liquefy
- Liquefaction and no liq. are equally likely
- Unlike to liquefy
- Almost certain it will not liquefy

LPI color scheme

- Very high risk
- High risk
- Low risk

CPT basic interpretation plo

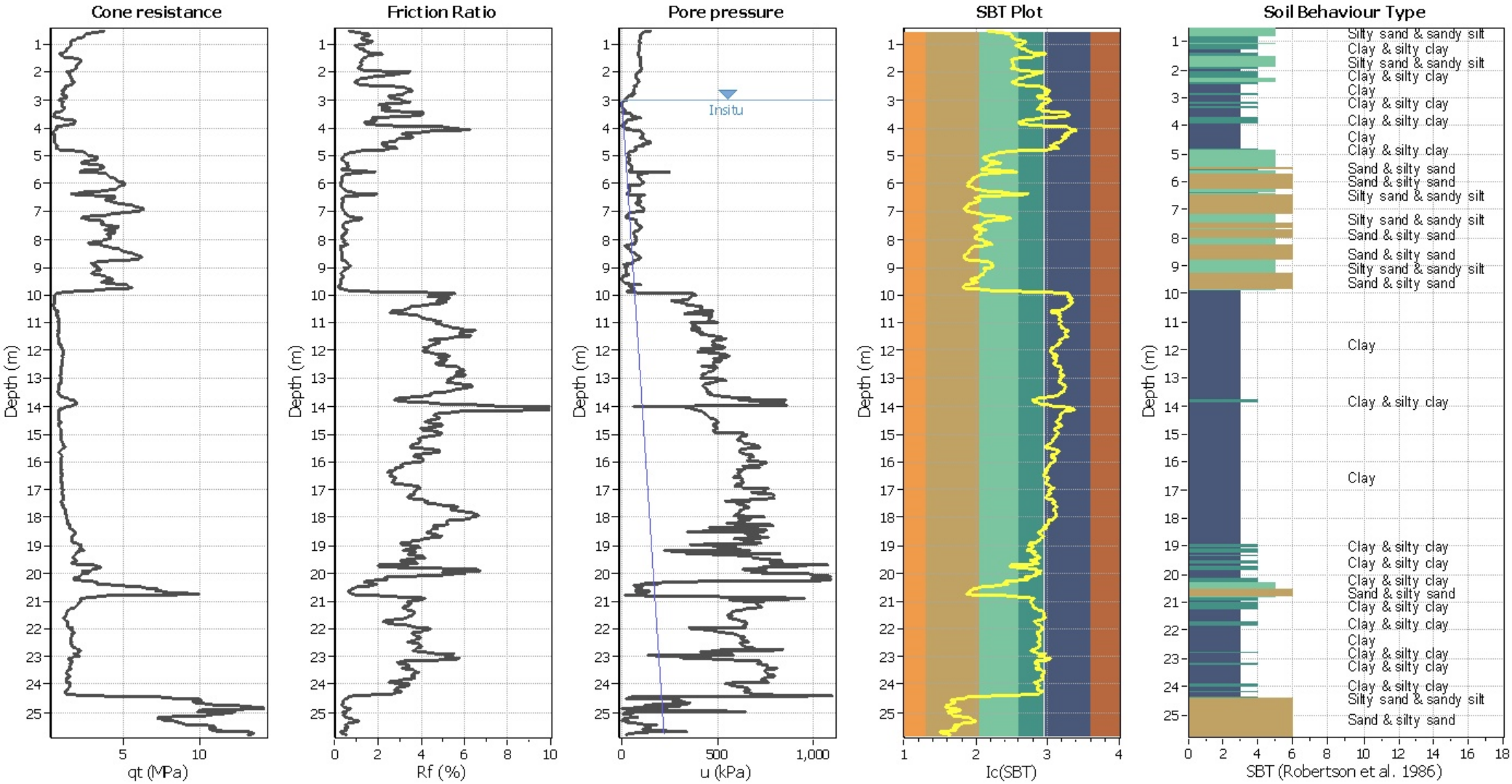

Input parameters and analysis data

Analysis method:	B&I (2014)	Depth to GWT (erthq.):	3.00 m	Fill weight:	N/A
Fines correction method:	B&I (2014)	Average results interval:	3	Transition detect. applied:	No
Points to test:	Based on Ic value	Ic cut-off value:	2.60	K_σ applied:	Yes
Earthquake magnitude M_w:	6.14	Unit weight calculation:	Based on SBT	Clay like behavior applied:	Sands only
Peak ground acceleration:	0.20	Use fill:	No	Limit depth applied:	Yes
Depth to water table (insitu):	3.00 m	Fill height:	N/A	Limit depth:	20.00 m

SBT legend

1. Sensitive fine grained
2. Organic material
3. Clay to silty clay
4. Clayey silt to silty clay
5. Silty sand to sandy silt
6. Clean sand to silty sand
7. Gravely sand to sand
8. Very stiff sand to clayey sand
9. Very stiff fine grained

Liquefaction analysis overall plot

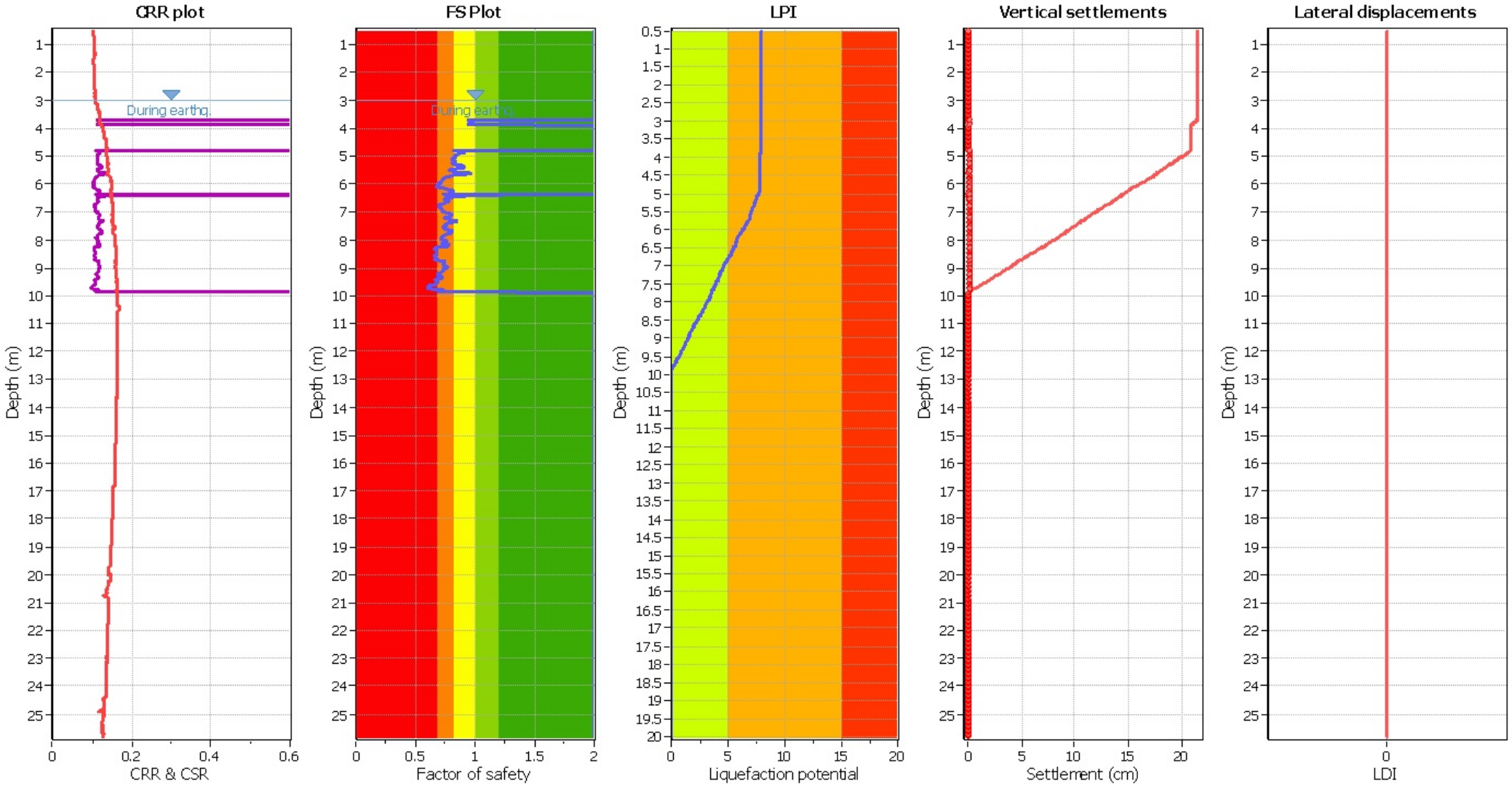

Input parameters and analysis data

Analysis method:	B&I (2014)	Depth to GWT (erthq.):	3.00 m	Fill weight:	N/A
Fines correction method:	B&I (2014)	Average results interval:	3	Transition detect. applied:	No
Points to test:	Based on Ic value	Ic cut-off value:	2.60	K_σ applied:	Yes
Earthquake magnitude M_w:	6.14	Unit weight calculation:	Based on SBT	Clay like behavior applied:	Sands only
Peak ground acceleration:	0.20	Use fill:	No	Limit depth applied:	Yes
Depth to water table (insitu):	3.00 m	Fill height:	N/A	Limit depth:	20.00 m

F.S. color scheme

- Almost certain it will liquefy
- Very likely to liquefy
- Liquefaction and no liq. are equally likely
- Unlike to liquefy
- Almost certain it will not liquefy

LPI color scheme

- Very high risk
- High risk
- Low risk

CPT basic interpretation plo

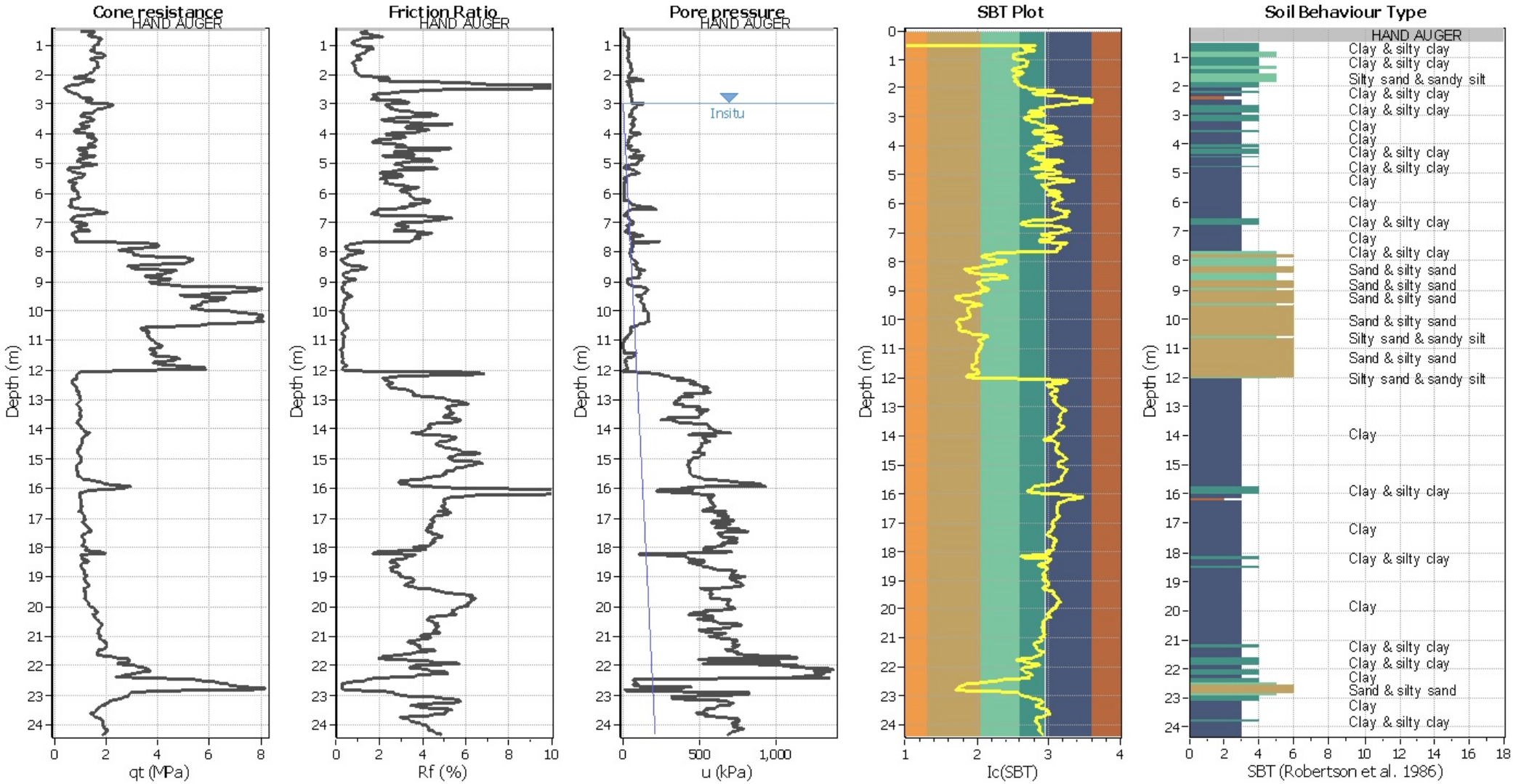

Input parameters and analysis data

Analysis method:	B&I (2014)	Depth to GWT (erthq.):	3.00 m	Fill weight:	N/A
Fines correction method:	B&I (2014)	Average results interval:	3	Transition detect. applied:	No
Points to test:	Based on Ic value	Ic cut-off value:	2.60	K_σ applied:	Yes
Earthquake magnitude M_w:	6.14	Unit weight calculation:	Based on SBT	Clay like behavior applied:	Sands only
Peak ground acceleration:	0.20	Use fill:	No	Limit depth applied:	Yes
Depth to water table (insitu):	3.00 m	Fill height:	N/A	Limit depth:	20.00 m

SBT legend

1. Sensitive fine grained
2. Organic material
3. Clay to silty clay
4. Clayey silt to silty clay
5. Silty sand to sandy silt
6. Clean sand to silty sand
7. Gravely sand to sand
8. Very stiff sand to clayey sand
9. Very stiff fine grained

Liquefaction analysis overall plot

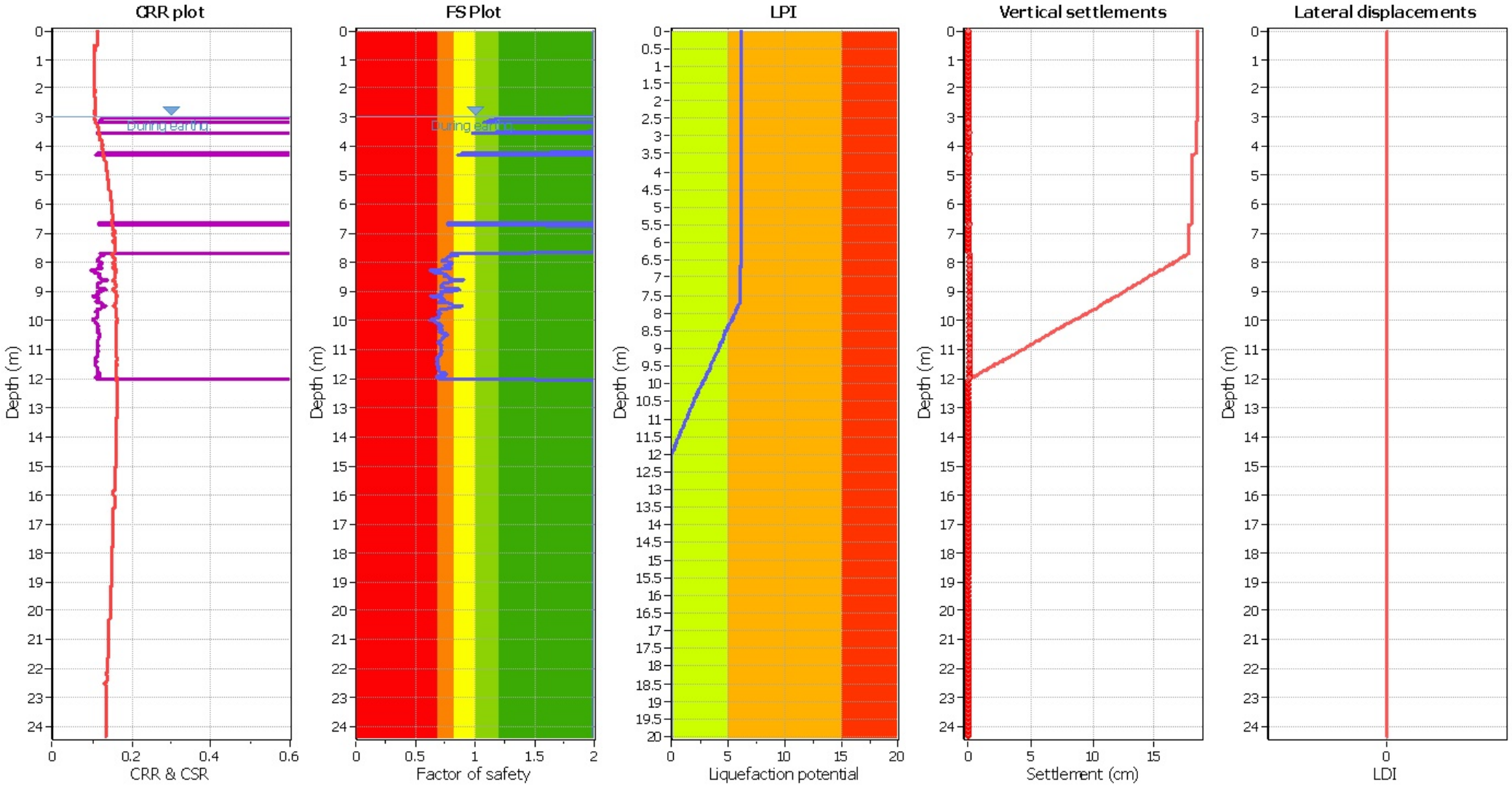

Input parameters and analysis data

Analysis method:	B&I (2014)	Depth to GWT (erthq.):	3.00 m	Fill weight:	N/A
Fines correction method:	B&I (2014)	Average results interval:	3	Transition detect. applied:	No
Points to test:	Based on Ic value	Ic cut-off value:	2.60	K_σ applied:	Yes
Earthquake magnitude M_w:	6.14	Unit weight calculation:	Based on SBT	Clay like behavior applied:	Sands only
Peak ground acceleration:	0.20	Use fill:	No	Limit depth applied:	Yes
Depth to water table (insitu):	3.00 m	Fill height:	N/A	Limit depth:	20.00 m

F.S. color scheme

- Almost certain it will liquefy
- Very likely to liquefy
- Liquefaction and no liq. are equally likely
- Unlike to liquefy
- Almost certain it will not liquefy

LPI color scheme

- Very high risk
- High risk
- Low risk

CPT basic interpretation plo

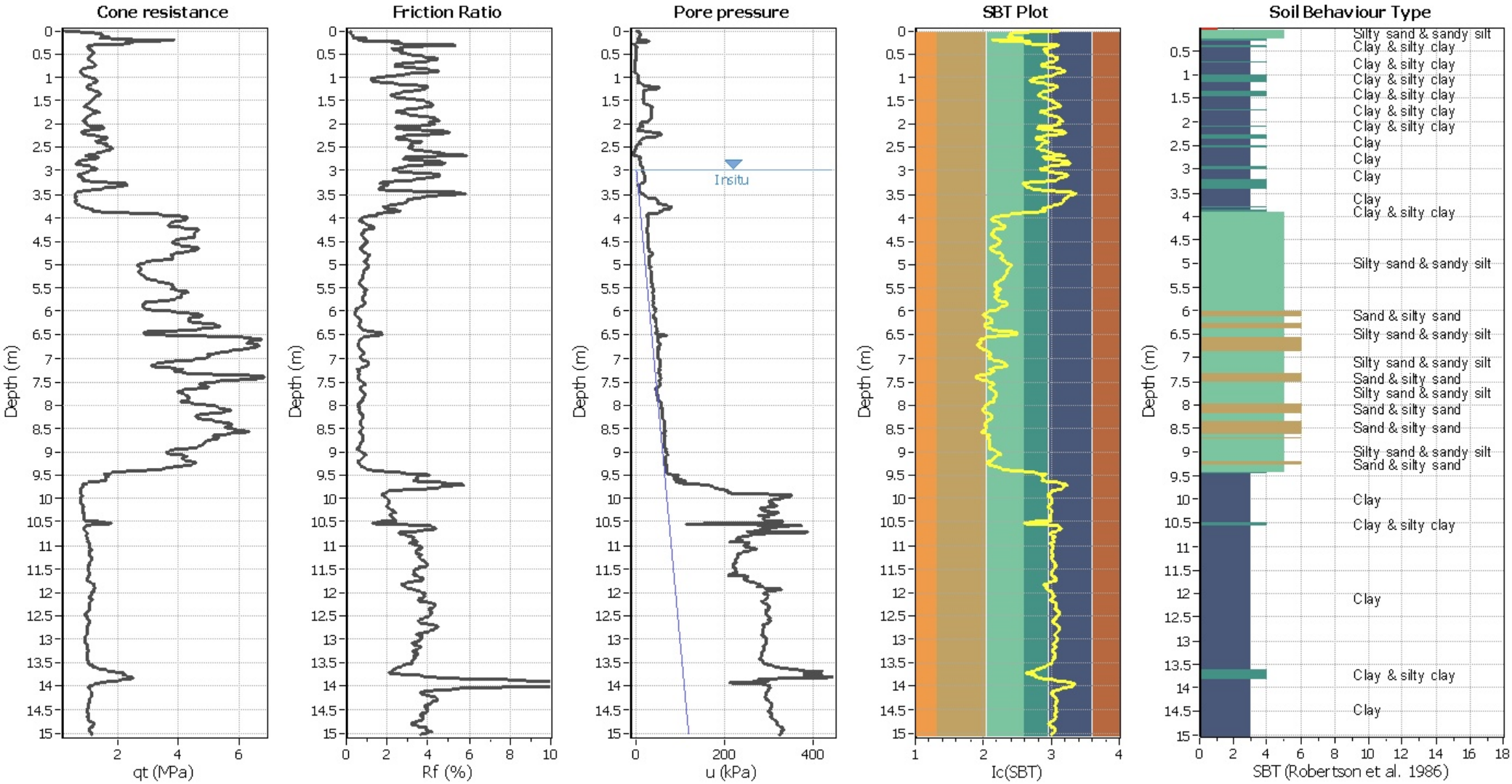

Input parameters and analysis data

Analysis method:	B&I (2014)	Depth to GWT (erthq.):	3.00 m	Fill weight:	N/A
Fines correction method:	B&I (2014)	Average results interval:	3	Transition detect. applied:	No
Points to test:	Based on Ic value	Ic cut-off value:	2.60	K_σ applied:	Yes
Earthquake magnitude M_w:	6.14	Unit weight calculation:	Based on SBT	Clay like behavior applied:	Sands only
Peak ground acceleration:	0.20	Use fill:	No	Limit depth applied:	Yes
Depth to water table (insitu):	3.00 m	Fill height:	N/A	Limit depth:	20.00 m

SBT legend

1. Sensitive fine grained
2. Organic material
3. Clay to silty clay
4. Clayey silt to silty clay
5. Silty sand to sandy silt
6. Clean sand to silty sand
7. Gravely sand to sand
8. Very stiff sand to clayey sand
9. Very stiff fine grained

Liquefaction analysis overall plot

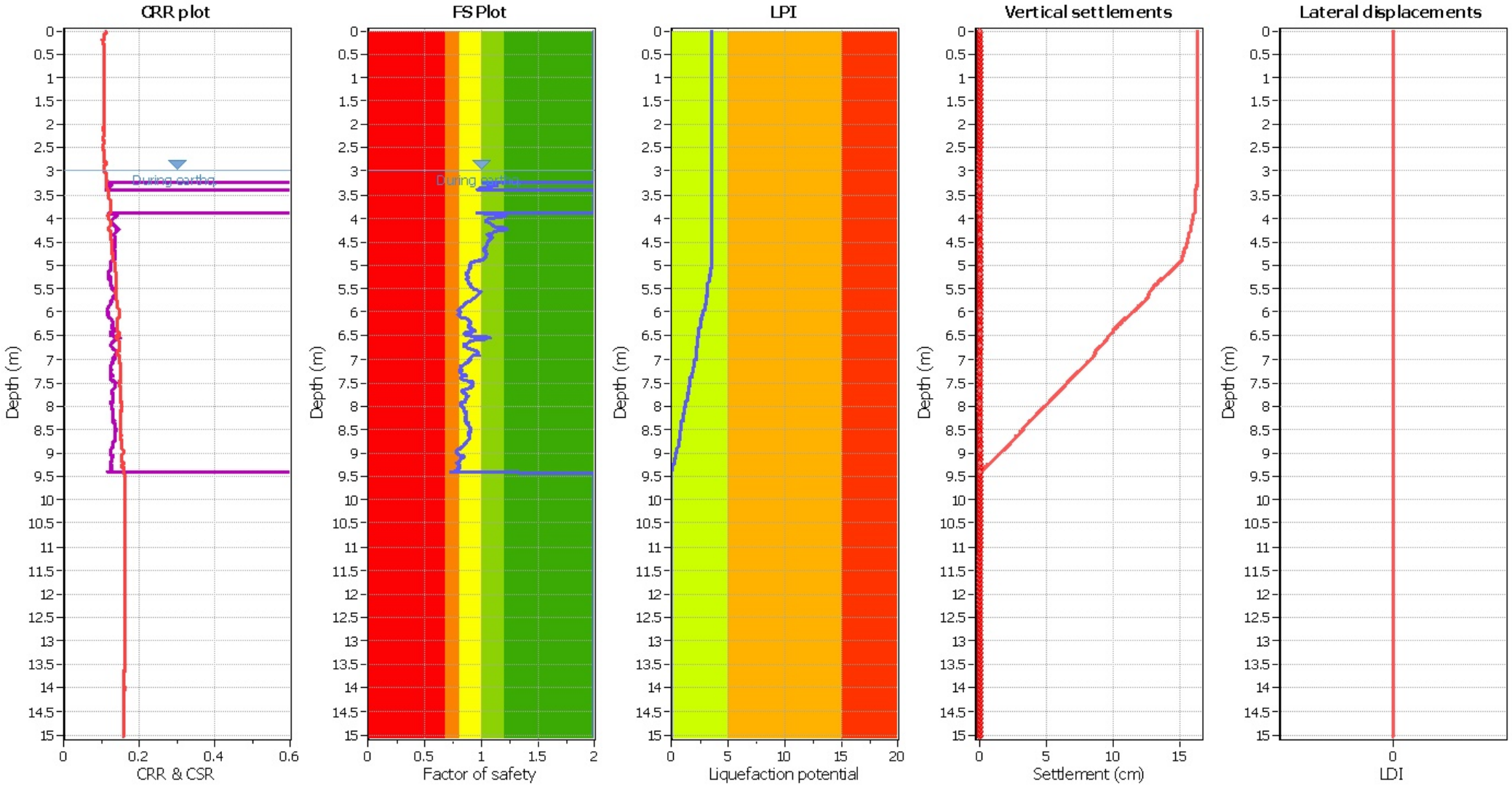

Input parameters and analysis data

Analysis method:	B&I (2014)	Depth to GWT (erthq.):	3.00 m	Fill weight:	N/A
Fines correction method:	B&I (2014)	Average results interval:	3	Transition detect. applied:	No
Points to test:	Based on Ic value	Ic cut-off value:	2.60	K_σ applied:	Yes
Earthquake magnitude M_w:	6.14	Unit weight calculation:	Based on SBT	Clay like behavior applied:	Sands only
Peak ground acceleration:	0.20	Use fill:	No	Limit depth applied:	Yes
Depth to water table (insitu):	3.00 m	Fill height:	N/A	Limit depth:	20.00 m

F.S. color scheme

- Almost certain it will liquefy
- Very likely to liquefy
- Liquefaction and no liq. are equally likely
- Unlike to liquefy
- Almost certain it will not liquefy

LPI color scheme

- Very high risk
- High risk
- Low risk

CPT basic interpretation plo

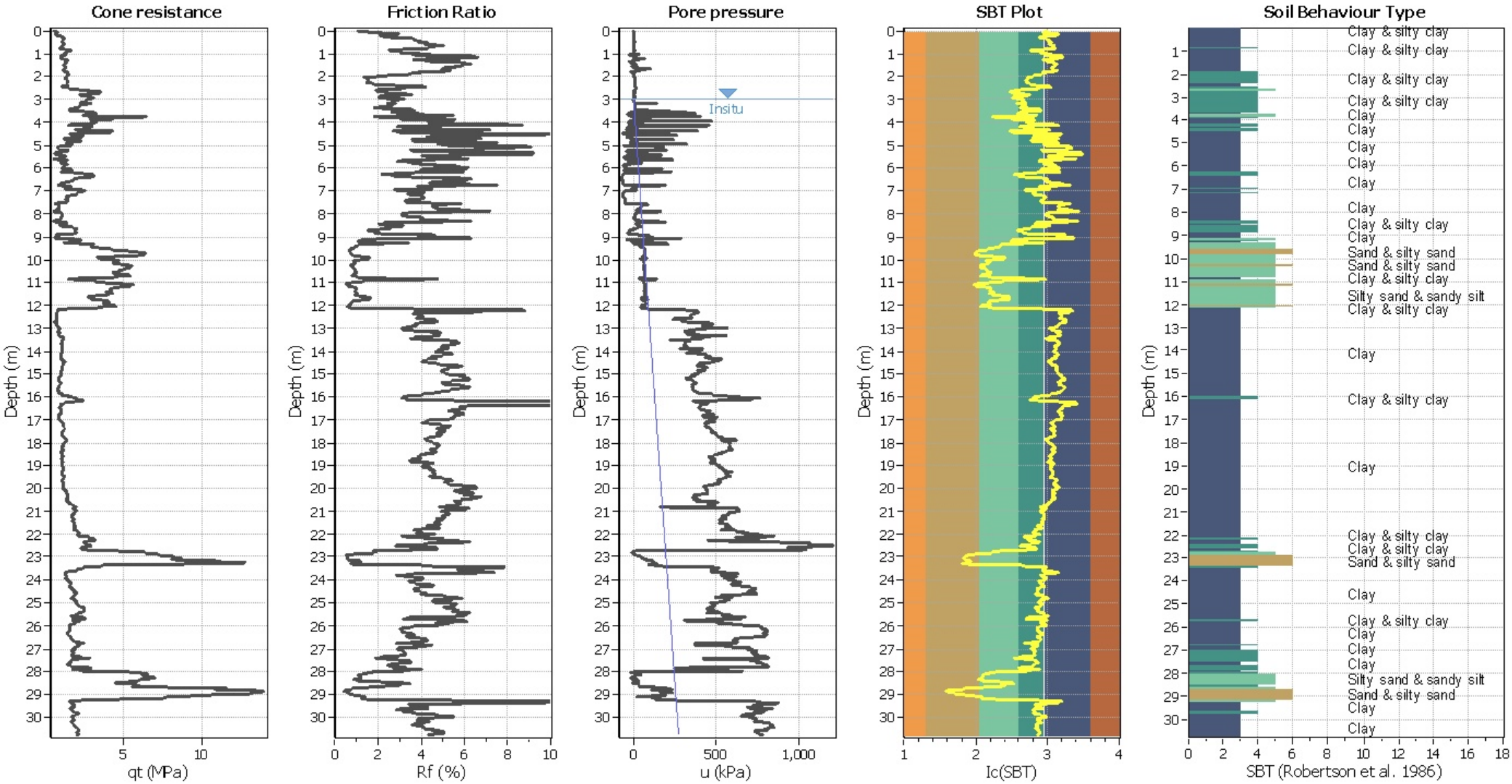

Input parameters and analysis data

Analysis method:	B&I (2014)	Depth to GWT (erthq.):	3.00 m	Fill weight:	N/A
Fines correction method:	B&I (2014)	Average results interval:	3	Transition detect. applied:	No
Points to test:	Based on Ic value	Ic cut-off value:	2.60	K_σ applied:	Yes
Earthquake magnitude M_w:	6.14	Unit weight calculation:	Based on SBT	Clay like behavior applied:	Sands only
Peak ground acceleration:	0.20	Use fill:	No	Limit depth applied:	Yes
Depth to water table (insitu):	3.00 m	Fill height:	N/A	Limit depth:	20.00 m

SBT legend

1. Sensitive fine grained
2. Organic material
3. Clay to silty clay
4. Clayey silt to silty clay
5. Silty sand to sandy silt
6. Clean sand to silty sand
7. Gravely sand to sand
8. Very stiff sand to clayey sand
9. Very stiff fine grained

Liquefaction analysis overall plot

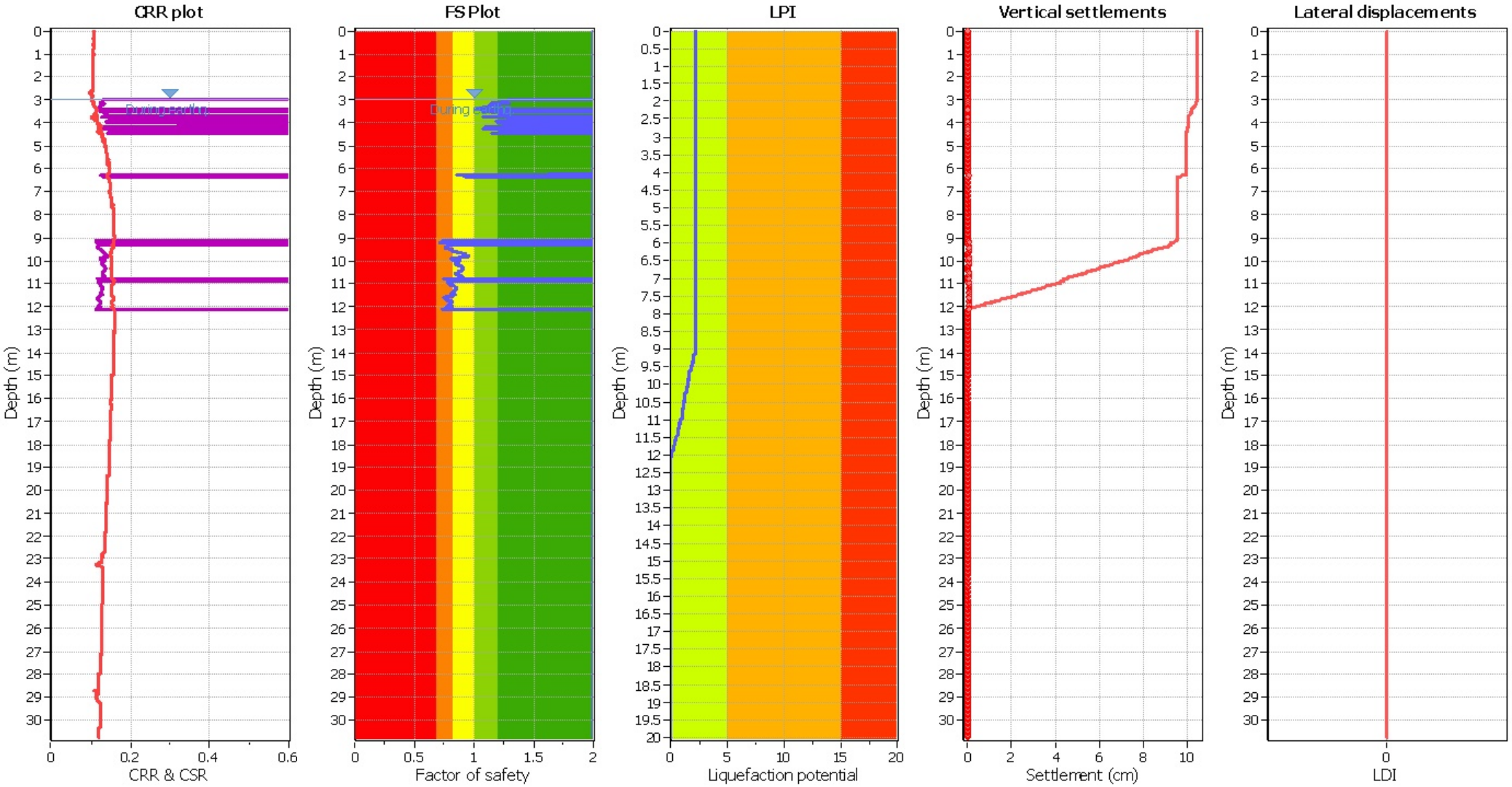

Input parameters and analysis data

Analysis method:	B&I (2014)	Depth to GWT (erthq.):	3.00 m	Fill weight:	N/A
Fines correction method:	B&I (2014)	Average results interval:	3	Transition detect. applied:	No
Points to test:	Based on Ic value	Ic cut-off value:	2.60	K_σ applied:	Yes
Earthquake magnitude M_w:	6.14	Unit weight calculation:	Based on SBT	Clay like behavior applied:	Sands only
Peak ground acceleration:	0.20	Use fill:	No	Limit depth applied:	Yes
Depth to water table (insitu):	3.00 m	Fill height:	N/A	Limit depth:	20.00 m

F.S. color scheme

- Almost certain it will liquefy
- Very likely to liquefy
- Liquefaction and no liq. are equally likely
- Unlike to liquefy
- Almost certain it will not liquefy

LPI color scheme

- Very high risk
- High risk
- Low risk

CPT basic interpretation plo

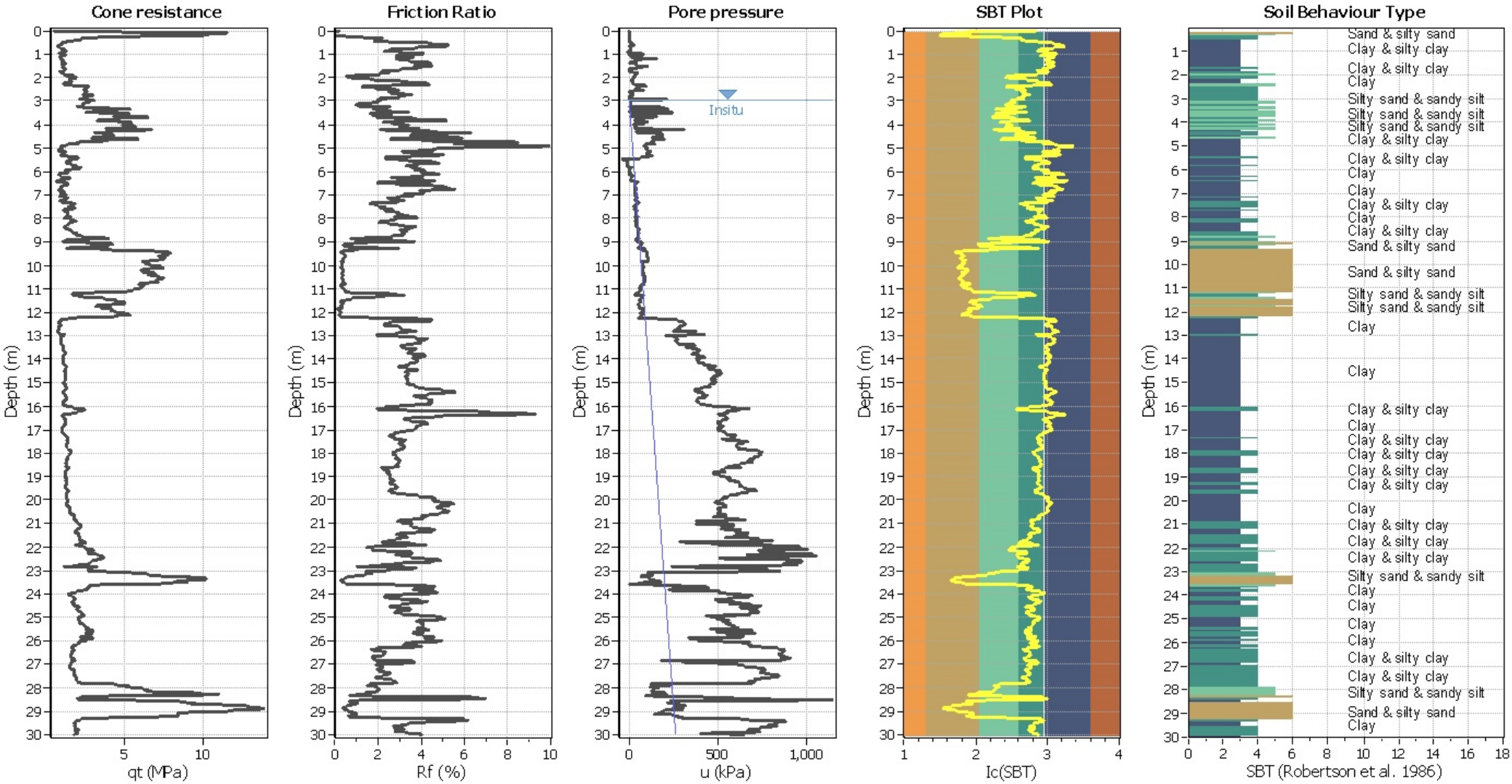

Input parameters and analysis data

Analysis method:	B&I (2014)	Depth to GWT (erthq.):	3.00 m	Fill weight:	N/A
Fines correction method:	B&I (2014)	Average results interval:	3	Transition detect. applied:	No
Points to test:	Based on Ic value	Ic cut-off value:	2.60	K_σ applied:	Yes
Earthquake magnitude M_w:	6.14	Unit weight calculation:	Based on SBT	Clay like behavior applied:	Sands only
Peak ground acceleration:	0.20	Use fill:	No	Limit depth applied:	Yes
Depth to water table (insitu):	3.00 m	Fill height:	N/A	Limit depth:	20.00 m

SBT legend

1. Sensitive fine grained
2. Organic material
3. Clay to silty clay
4. Clayey silt to silty clay
5. Silty sand to sandy silt
6. Clean sand to silty sand
7. Gravely sand to sand
8. Very stiff sand to clayey sand
9. Very stiff fine grained

Liquefaction analysis overall plot

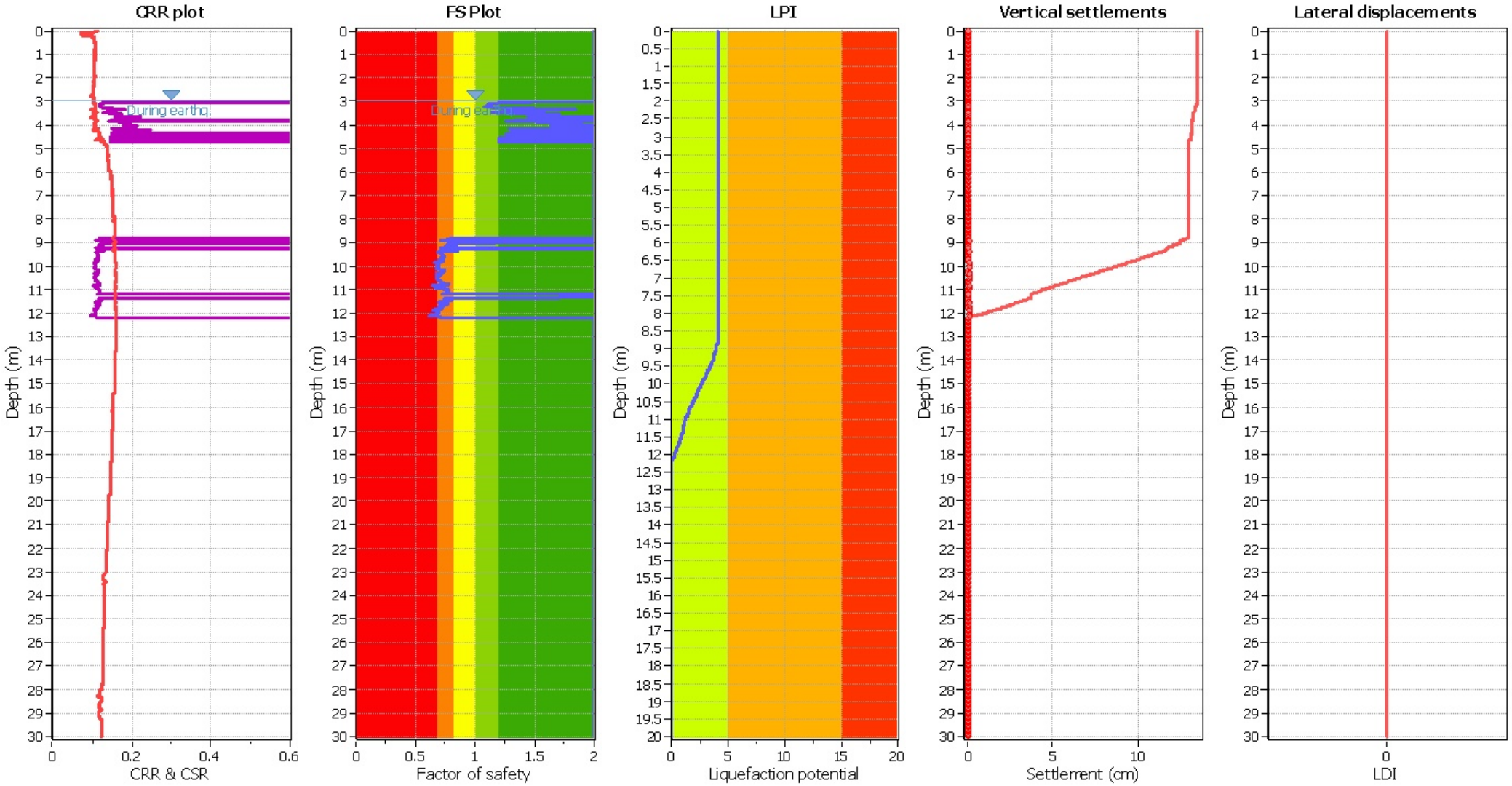

Input parameters and analysis data

Analysis method:	B&I (2014)	Depth to GWT (erthq.):	3.00 m	Fill weight:	N/A
Fines correction method:	B&I (2014)	Average results interval:	3	Transition detect. applied:	No
Points to test:	Based on Ic value	Ic cut-off value:	2.60	K_σ applied:	Yes
Earthquake magnitude M_w:	6.14	Unit weight calculation:	Based on SBT	Clay like behavior applied:	Sands only
Peak ground acceleration:	0.20	Use fill:	No	Limit depth applied:	Yes
Depth to water table (insitu):	3.00 m	Fill height:	N/A	Limit depth:	20.00 m

F.S. color scheme

- Almost certain it will liquefy
- Very likely to liquefy
- Liquefaction and no liq. are equally likely
- Unlike to liquefy
- Almost certain it will not liquefy

LPI color scheme

- Very high risk
- High risk
- Low risk

CPT basic interpretation plo

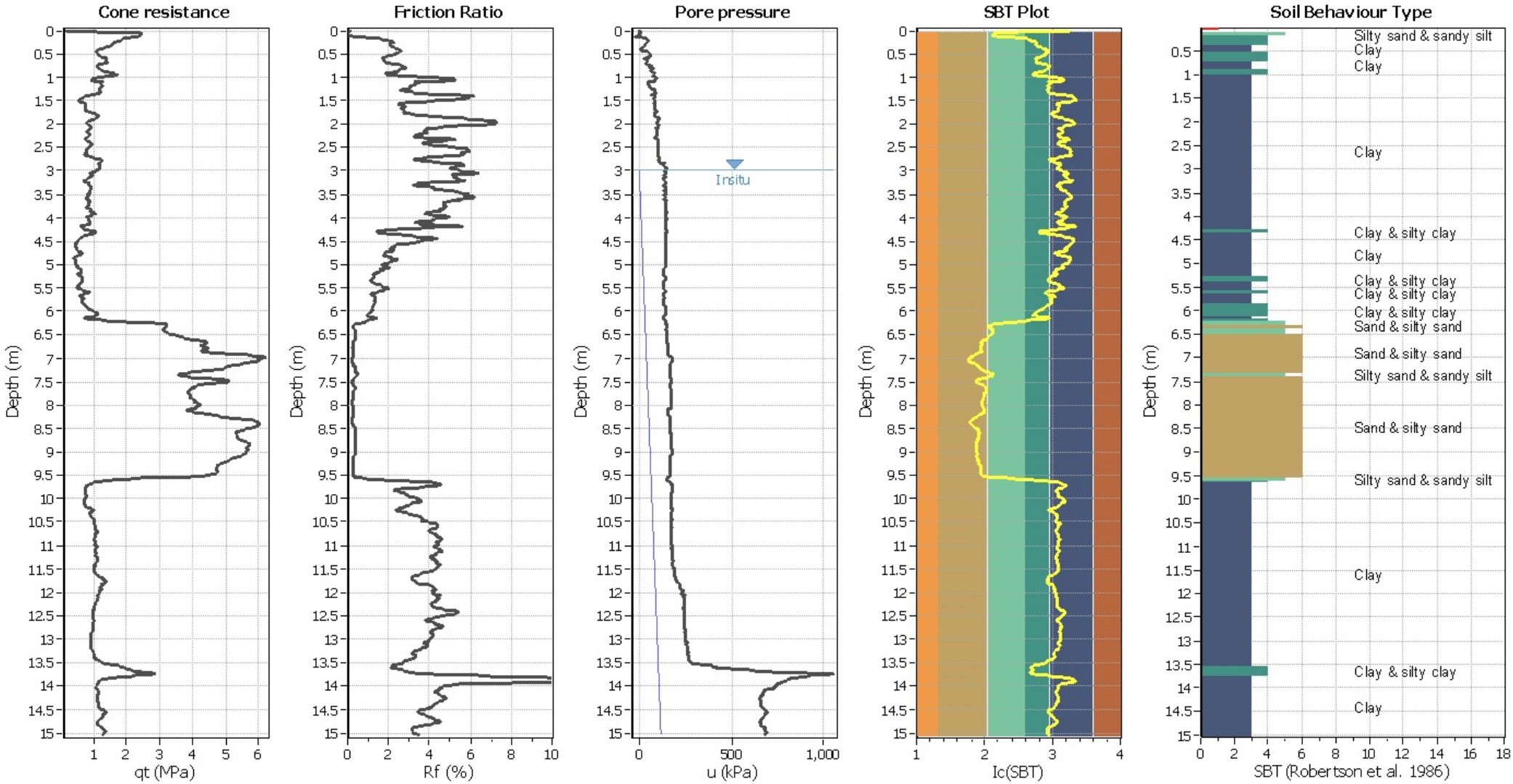

Input parameters and analysis data

Analysis method:	B&I (2014)	Depth to GWT (erthq.):	3.00 m	Fill weight:	N/A
Fines correction method:	B&I (2014)	Average results interval:	3	Transition detect. applied:	No
Points to test:	Based on Ic value	Ic cut-off value:	2.60	K_σ applied:	Yes
Earthquake magnitude M_w:	6.14	Unit weight calculation:	Based on SBT	Clay like behavior applied:	Sands only
Peak ground acceleration:	0.20	Use fill:	No	Limit depth applied:	Yes
Depth to water table (insitu):	3.00 m	Fill height:	N/A	Limit depth:	20.00 m

SBT legend

1. Sensitive fine grained	4. Clayey silt to silty clay	7. Gravely sand to sand
2. Organic material	5. Silty sand to sandy silt	8. Very stiff sand to clayey sand
3. Clay to silty clay	6. Clean sand to silty sand	9. Very stiff fine grained

Liquefaction analysis overall plot

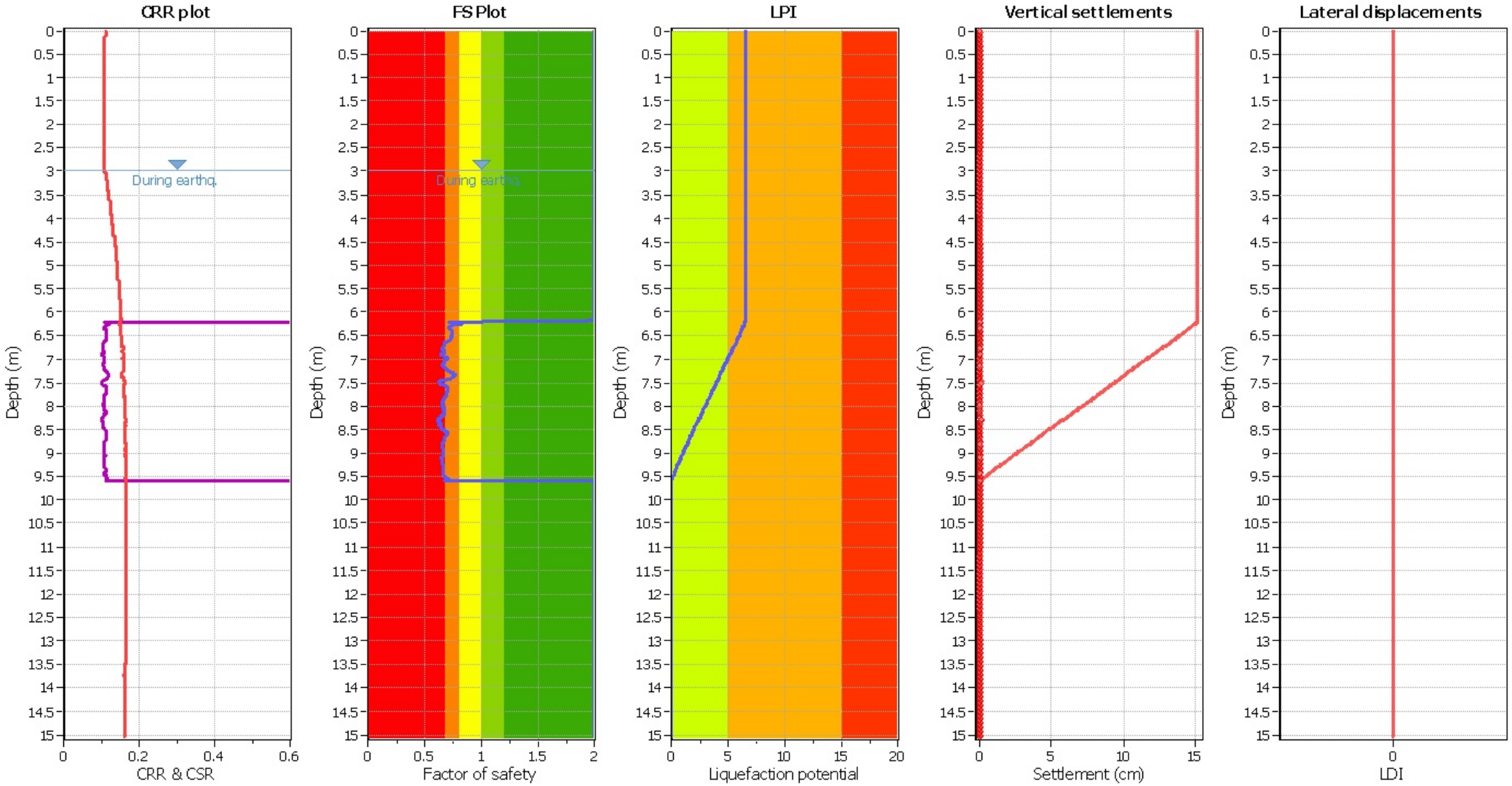

Input parameters and analysis data

Analysis method:	B&I (2014)	Depth to GWT (erthq.):	3.00 m	Fill weight:	N/A
Fines correction method:	B&I (2014)	Average results interval:	3	Transition detect. applied:	No
Points to test:	Based on Ic value	Ic cut-off value:	2.60	K_σ applied:	Yes
Earthquake magnitude M_w:	6.14	Unit weight calculation:	Based on SBT	Clay like behavior applied:	Sands only
Peak ground acceleration:	0.20	Use fill:	No	Limit depth applied:	Yes
Depth to water table (insitu):	3.00 m	Fill height:	N/A	Limit depth:	20.00 m

F.S. color scheme

- Almost certain it will liquefy
- Very likely to liquefy
- Liquefaction and no liq. are equally likely
- Unlike to liquefy
- Almost certain it will not liquefy

LPI color scheme

- Very high risk
- High risk
- Low risk

CPT basic interpretation plo

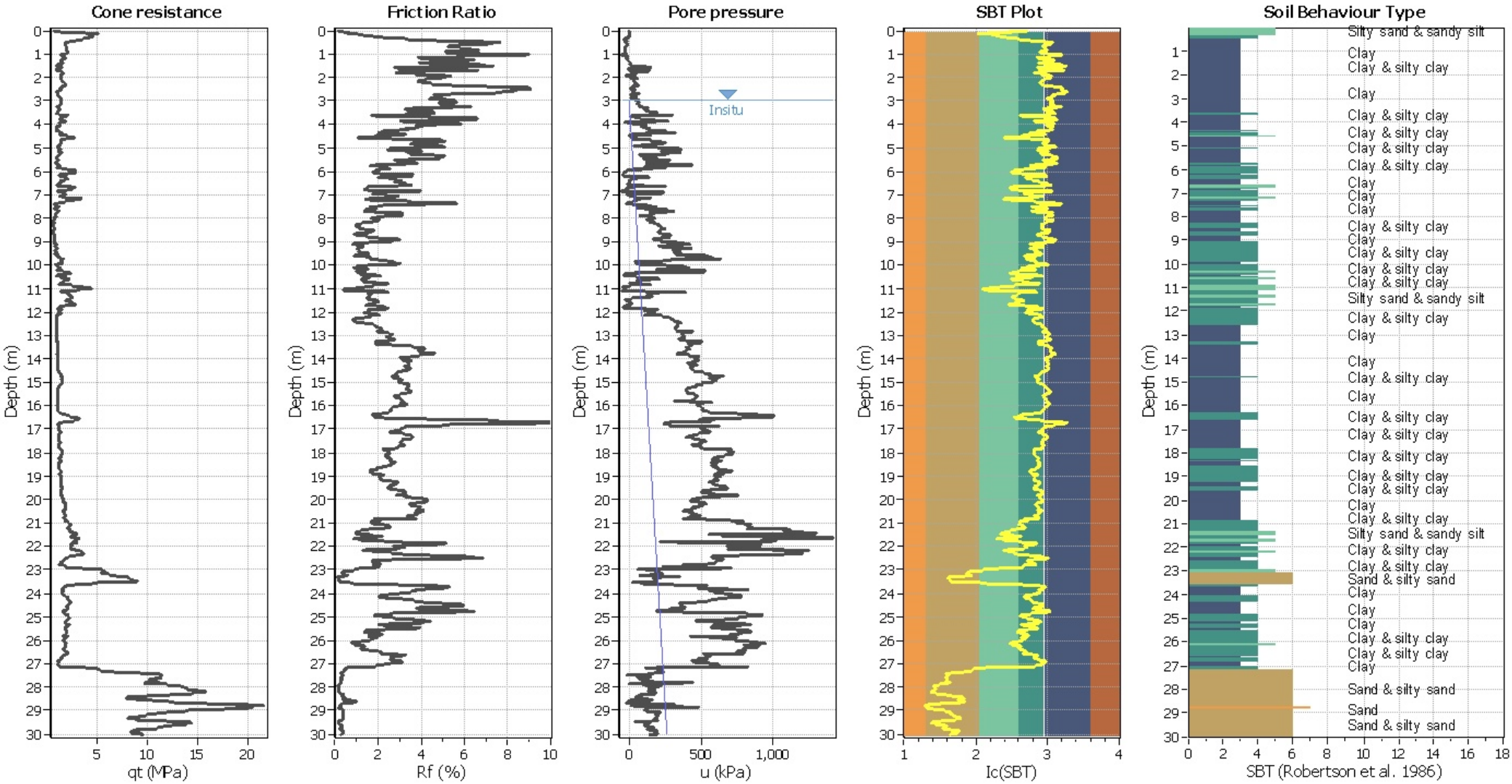

Input parameters and analysis data

Analysis method:	B&I (2014)	Depth to GWT (erthq.):	3.00 m	Fill weight:	N/A
Fines correction method:	B&I (2014)	Average results interval:	3	Transition detect. applied:	No
Points to test:	Based on Ic value	Ic cut-off value:	2.60	K_σ applied:	Yes
Earthquake magnitude M_w:	6.14	Unit weight calculation:	Based on SBT	Clay like behavior applied:	Sands only
Peak ground acceleration:	0.20	Use fill:	No	Limit depth applied:	Yes
Depth to water table (insitu):	3.00 m	Fill height:	N/A	Limit depth:	20.00 m

SBT legend

1. Sensitive fine grained
2. Organic material
3. Clay to silty clay
4. Clayey silt to silty clay
5. Silty sand to sandy silt
6. Clean sand to silty sand
7. Gravely sand to sand
8. Very stiff sand to clayey sand
9. Very stiff fine grained

Liquefaction analysis overall plot

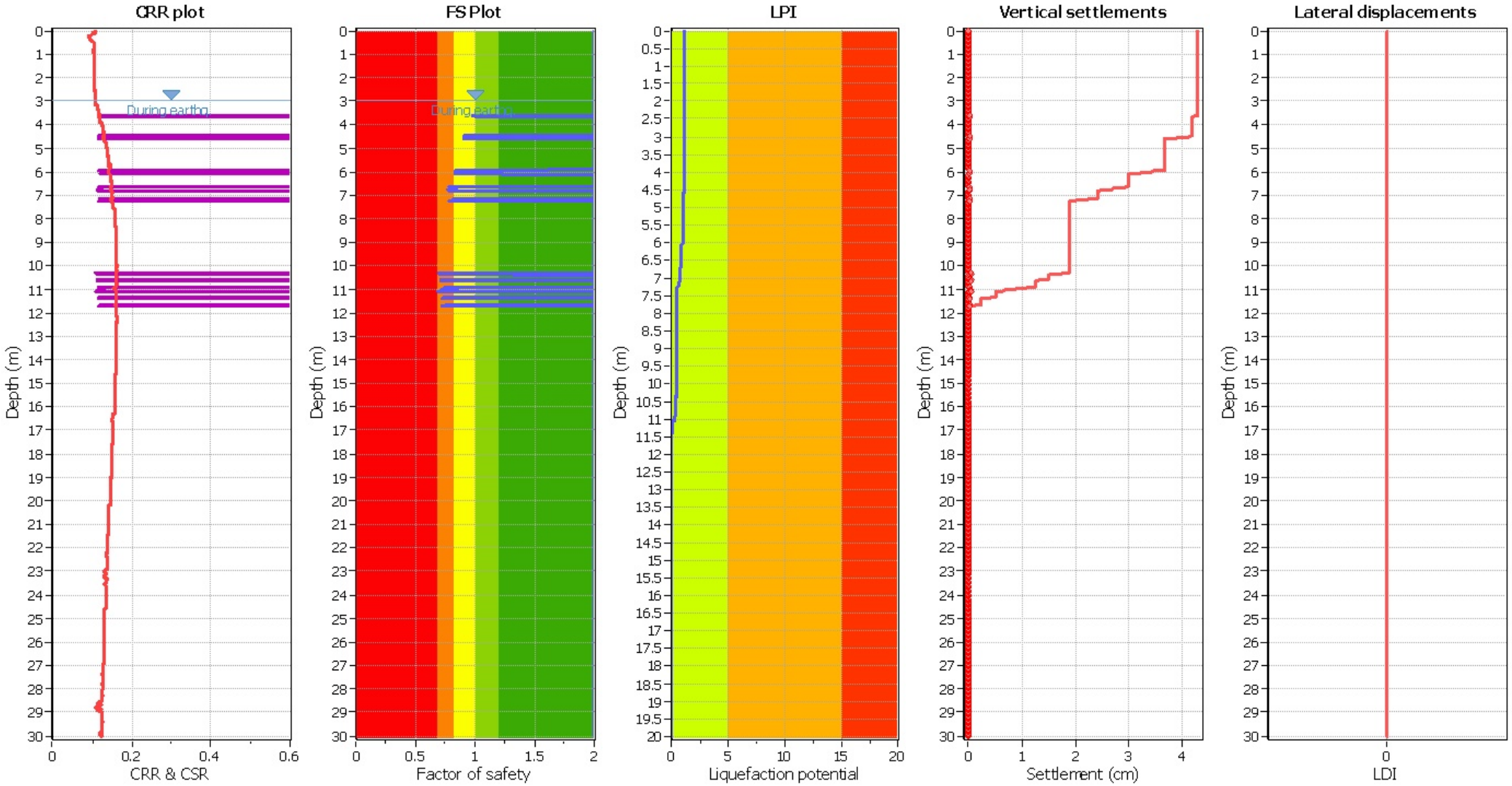

Input parameters and analysis data

Analysis method:	B&I (2014)	Depth to GWT (erthq.):	3.00 m	Fill weight:	N/A
Fines correction method:	B&I (2014)	Average results interval:	3	Transition detect. applied:	No
Points to test:	Based on Ic value	Ic cut-off value:	2.60	K_σ applied:	Yes
Earthquake magnitude M_w:	6.14	Unit weight calculation:	Based on SBT	Clay like behavior applied:	Sands only
Peak ground acceleration:	0.20	Use fill:	No	Limit depth applied:	Yes
Depth to water table (insitu):	3.00 m	Fill height:	N/A	Limit depth:	20.00 m

F.S. color scheme

- Almost certain it will liquefy
- Very likely to liquefy
- Liquefaction and no liq. are equally likely
- Unlike to liquefy
- Almost certain it will not liquefy

LPI color scheme

- Very high risk
- High risk
- Low risk

CPT basic interpretation plo

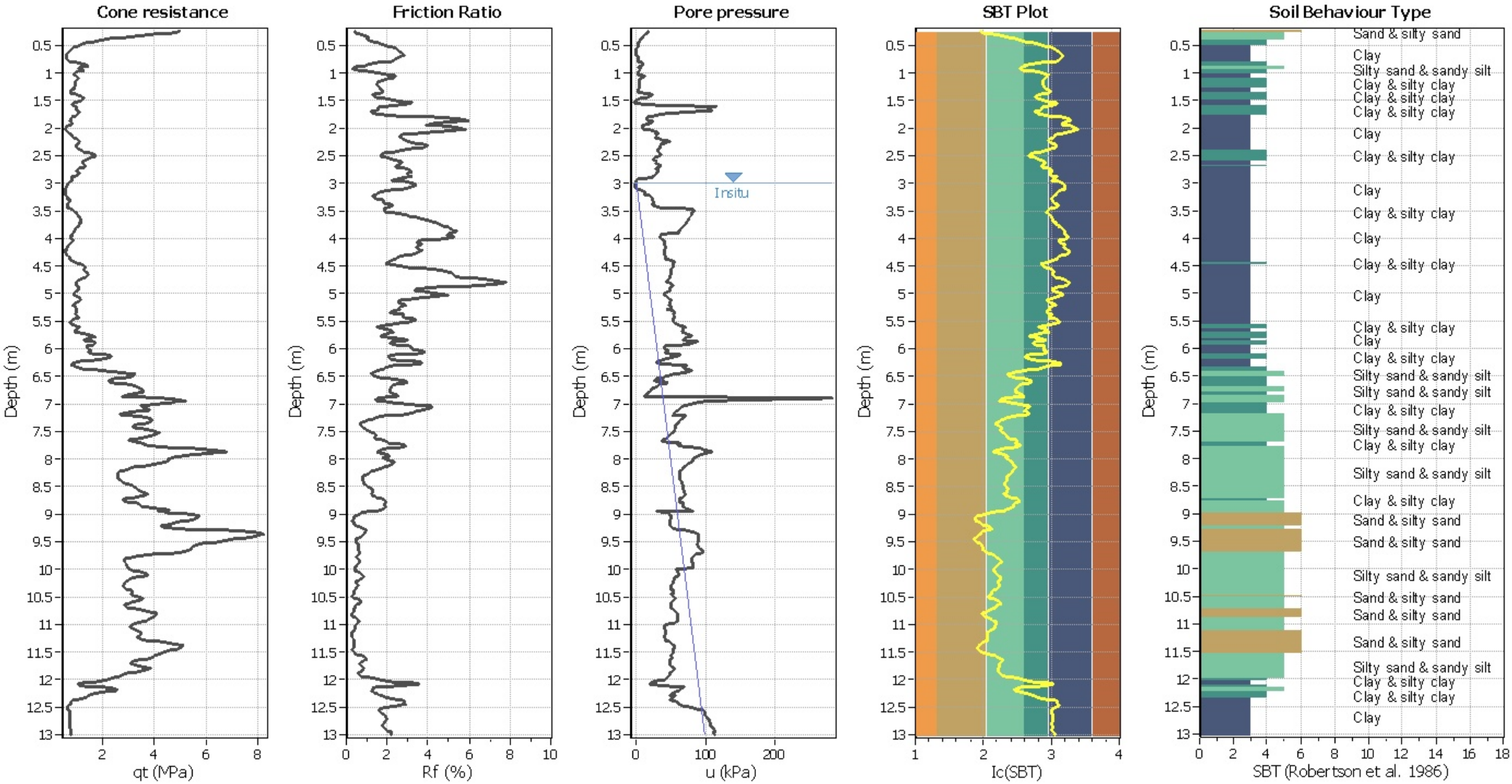

Input parameters and analysis data

Analysis method:	B&I (2014)	Depth to GWT (erthq.):	3.00 m	Fill weight:	N/A
Fines correction method:	B&I (2014)	Average results interval:	3	Transition detect. applied:	No
Points to test:	Based on Ic value	Ic cut-off value:	2.60	K_σ applied:	Yes
Earthquake magnitude M_w:	6.14	Unit weight calculation:	Based on SBT	Clay like behavior applied:	Sands only
Peak ground acceleration:	0.20	Use fill:	No	Limit depth applied:	Yes
Depth to water table (insitu):	3.00 m	Fill height:	N/A	Limit depth:	20.00 m

SBT legend

1. Sensitive fine grained	4. Clayey silt to silty clay	7. Gravely sand to sand
2. Organic material	5. Silty sand to sandy silt	8. Very stiff sand to clayey sand
3. Clay to silty clay	6. Clean sand to silty sand	9. Very stiff fine grained

Liquefaction analysis overall plot

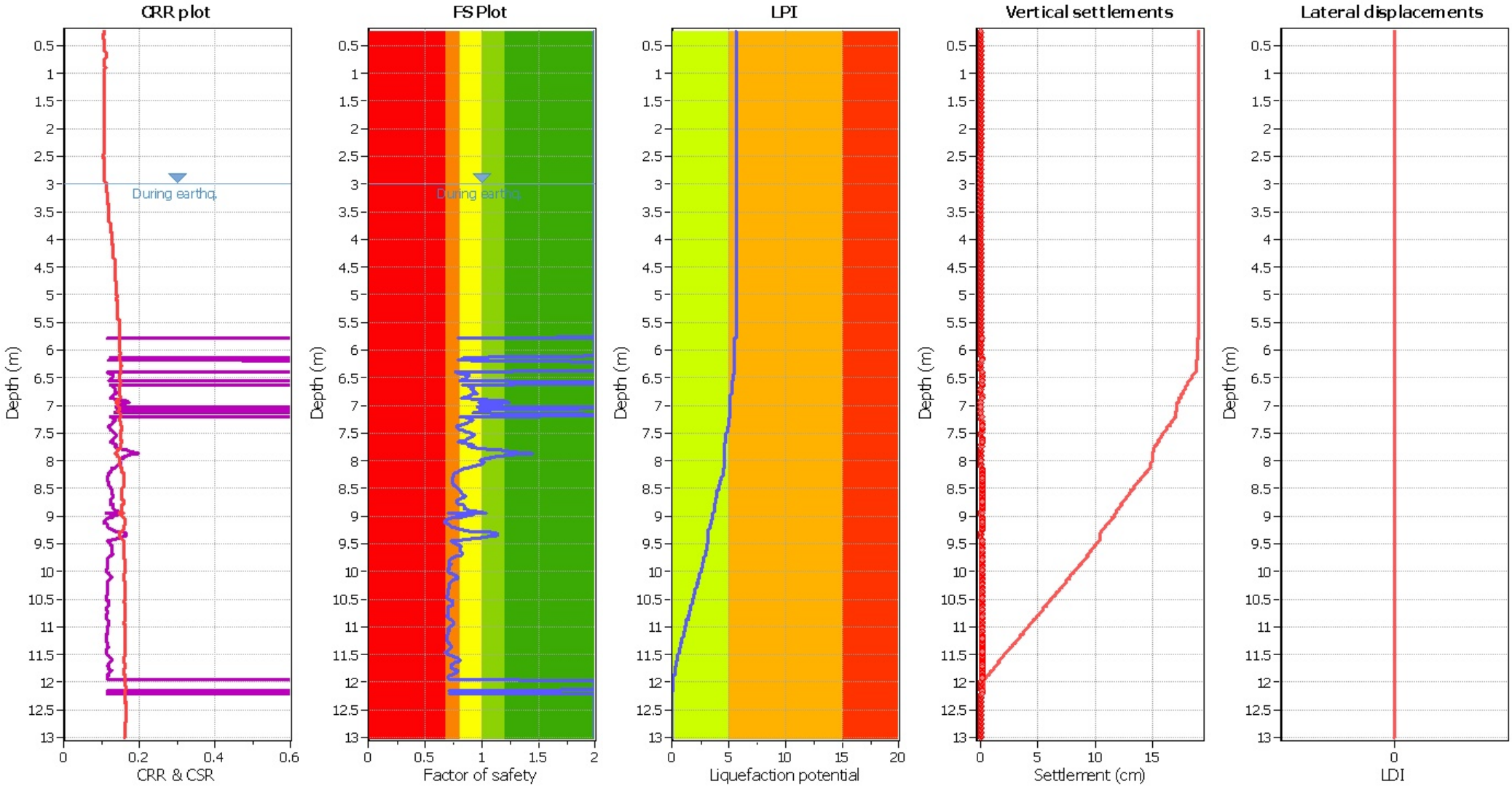

Input parameters and analysis data

Analysis method:	B&I (2014)	Depth to GWT (erthq.):	3.00 m	Fill weight:	N/A
Fines correction method:	B&I (2014)	Average results interval:	3	Transition detect. applied:	No
Points to test:	Based on Ic value	Ic cut-off value:	2.60	K_σ applied:	Yes
Earthquake magnitude M_w:	6.14	Unit weight calculation:	Based on SBT	Clay like behavior applied:	Sands only
Peak ground acceleration:	0.20	Use fill:	No	Limit depth applied:	Yes
Depth to water table (insitu):	3.00 m	Fill height:	N/A	Limit depth:	20.00 m

F.S. color scheme

- Almost certain it will liquefy
- Very likely to liquefy
- Liquefaction and no liq. are equally likely
- Unlike to liquefy
- Almost certain it will not liquefy

LPI color scheme

- Very high risk
- High risk
- Low risk

CPT basic interpretation plo

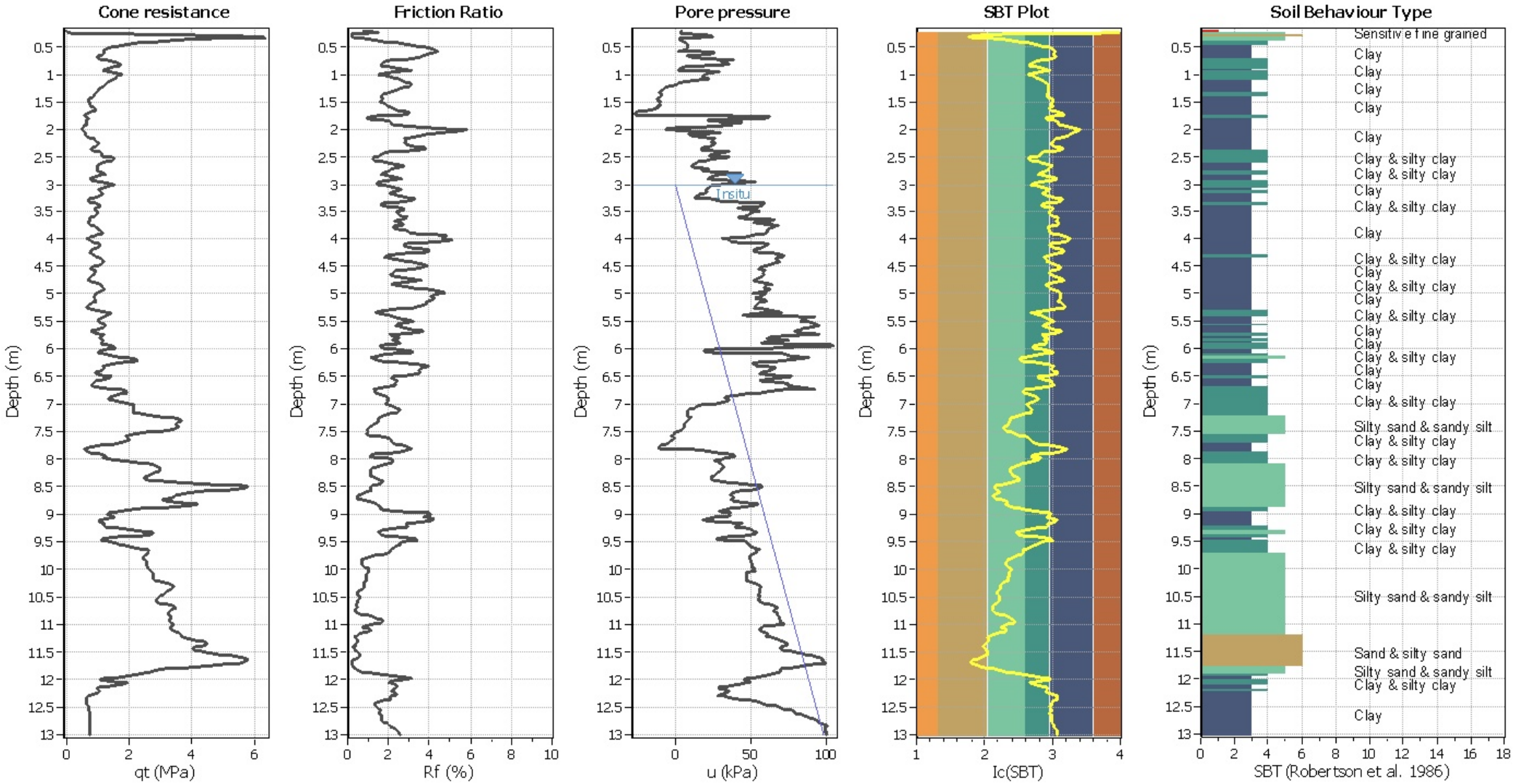

Input parameters and analysis data

Analysis method:	B&I (2014)	Depth to GWT (erthq.):	3.00 m	Fill weight:	N/A
Fines correction method:	B&I (2014)	Average results interval:	3	Transition detect. applied:	No
Points to test:	Based on Ic value	Ic cut-off value:	2.60	K_σ applied:	Yes
Earthquake magnitude M_w:	6.14	Unit weight calculation:	Based on SBT	Clay like behavior applied:	Sands only
Peak ground acceleration:	0.20	Use fill:	No	Limit depth applied:	Yes
Depth to water table (insitu):	3.00 m	Fill height:	N/A	Limit depth:	20.00 m

SBT legend

1. Sensitive fine grained
2. Organic material
3. Clay to silty clay
4. Clayey silt to silty clay
5. Silty sand to sandy silt
6. Clean sand to silty sand
7. Gravely sand to sand
8. Very stiff sand to clayey sand
9. Very stiff fine grained

Liquefaction analysis overall plot

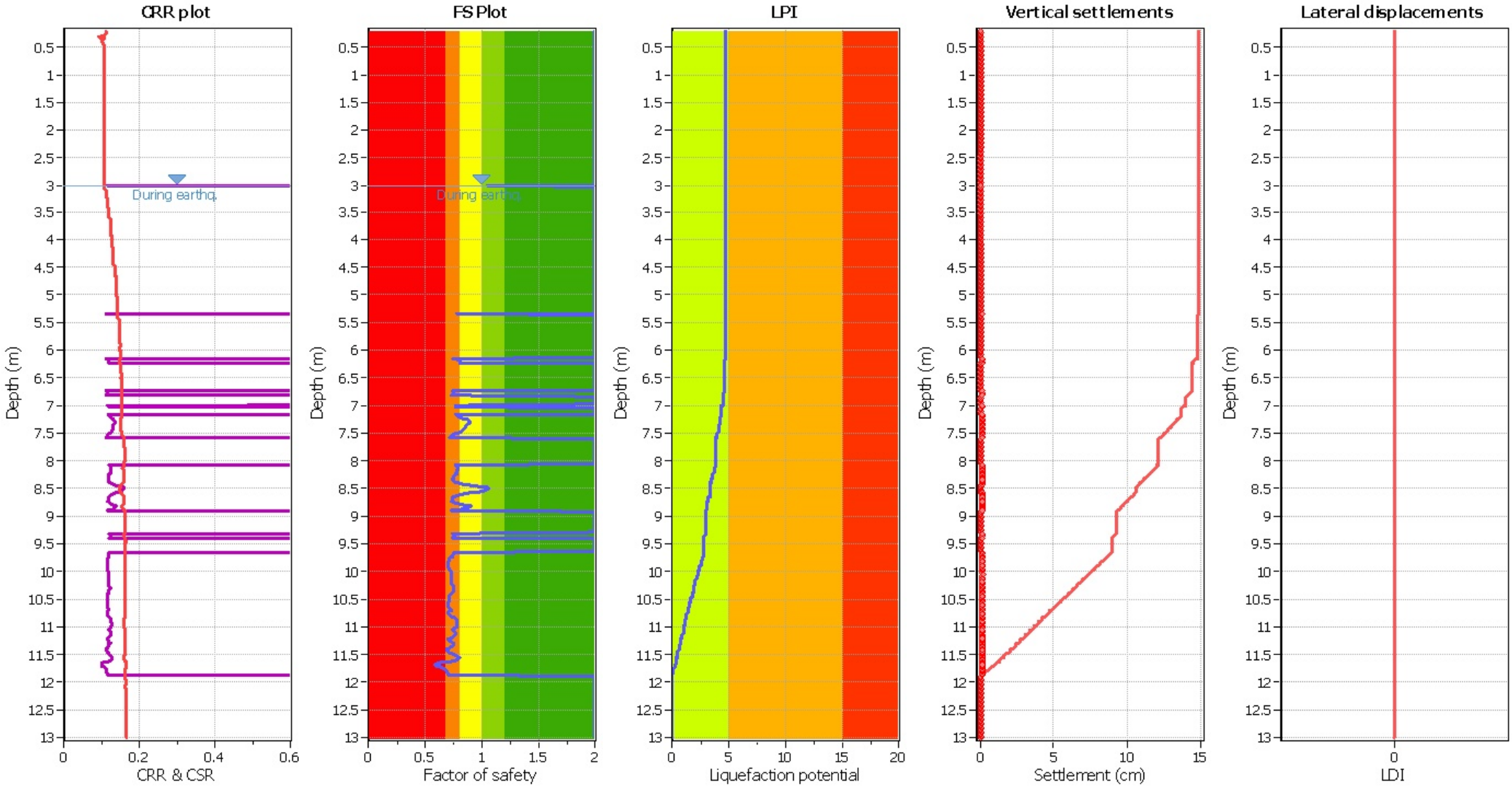

Input parameters and analysis data

Analysis method:	B&I (2014)	Depth to GWT (erthq.):	3.00 m	Fill weight:	N/A
Fines correction method:	B&I (2014)	Average results interval:	3	Transition detect. applied:	No
Points to test:	Based on Ic value	Ic cut-off value:	2.60	K_σ applied:	Yes
Earthquake magnitude M_w:	6.14	Unit weight calculation:	Based on SBT	Clay like behavior applied:	Sands only
Peak ground acceleration:	0.20	Use fill:	No	Limit depth applied:	Yes
Depth to water table (insitu):	3.00 m	Fill height:	N/A	Limit depth:	20.00 m

F.S. color scheme

- Almost certain it will liquefy
- Very likely to liquefy
- Liquefaction and no liq. are equally likely
- Unlike to liquefy
- Almost certain it will not liquefy

LPI color scheme

- Very high risk
- High risk
- Low risk

CPT basic interpretation plo

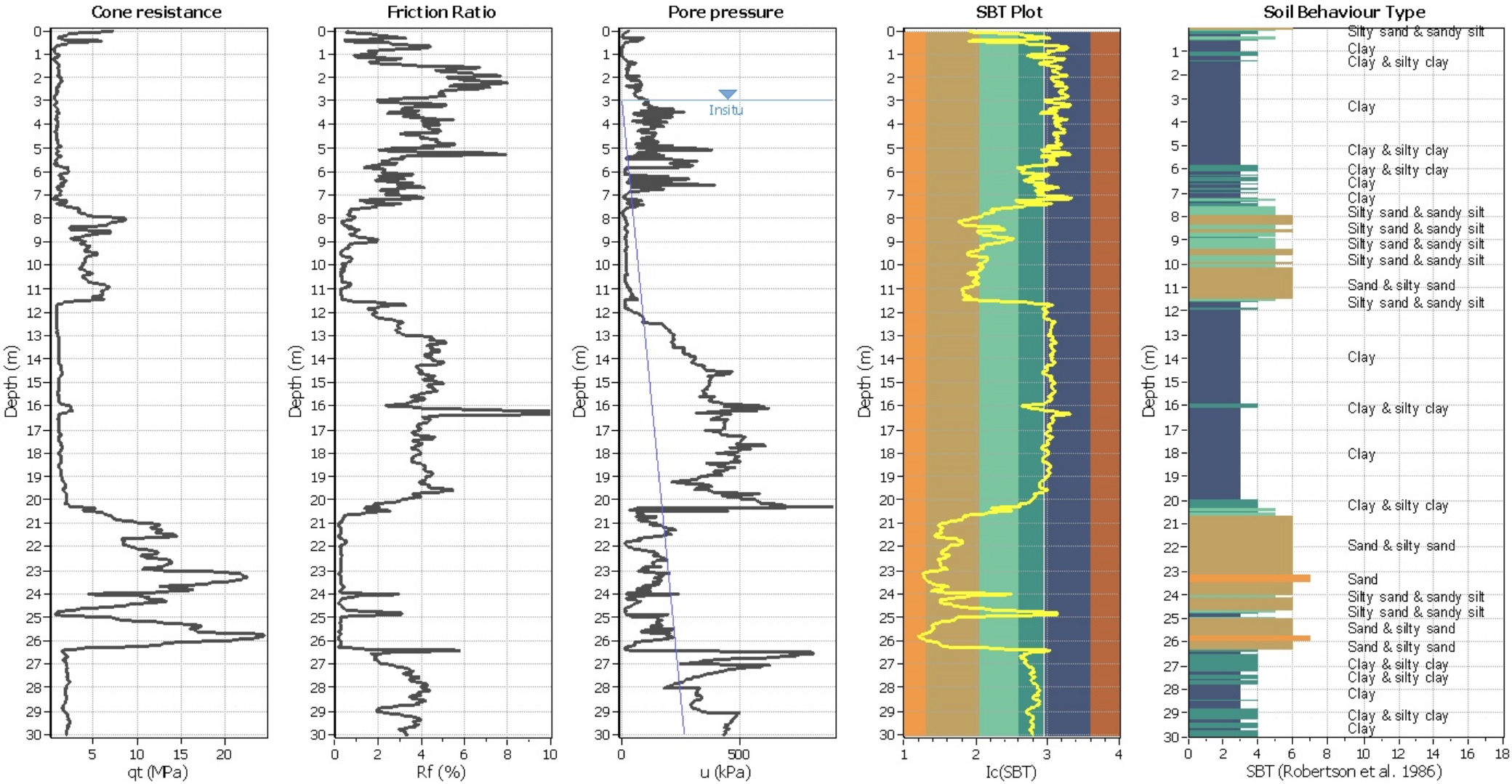

Input parameters and analysis data

Analysis method:	B&I (2014)	Depth to GWT (erthq.):	3.00 m	Fill weight:	N/A
Fines correction method:	B&I (2014)	Average results interval:	3	Transition detect. applied:	No
Points to test:	Based on Ic value	Ic cut-off value:	2.60	K_σ applied:	Yes
Earthquake magnitude M_w:	6.14	Unit weight calculation:	Based on SBT	Clay like behavior applied:	Sands only
Peak ground acceleration:	0.20	Use fill:	No	Limit depth applied:	Yes
Depth to water table (insitu):	3.00 m	Fill height:	N/A	Limit depth:	20.00 m

SBT legend

1. Sensitive fine grained
2. Organic material
3. Clay to silty clay
4. Clayey silt to silty clay
5. Silty sand to sandy silt
6. Clean sand to silty sand
7. Gravely sand to sand
8. Very stiff sand to clayey sand
9. Very stiff fine grained

Liquefaction analysis overall plot

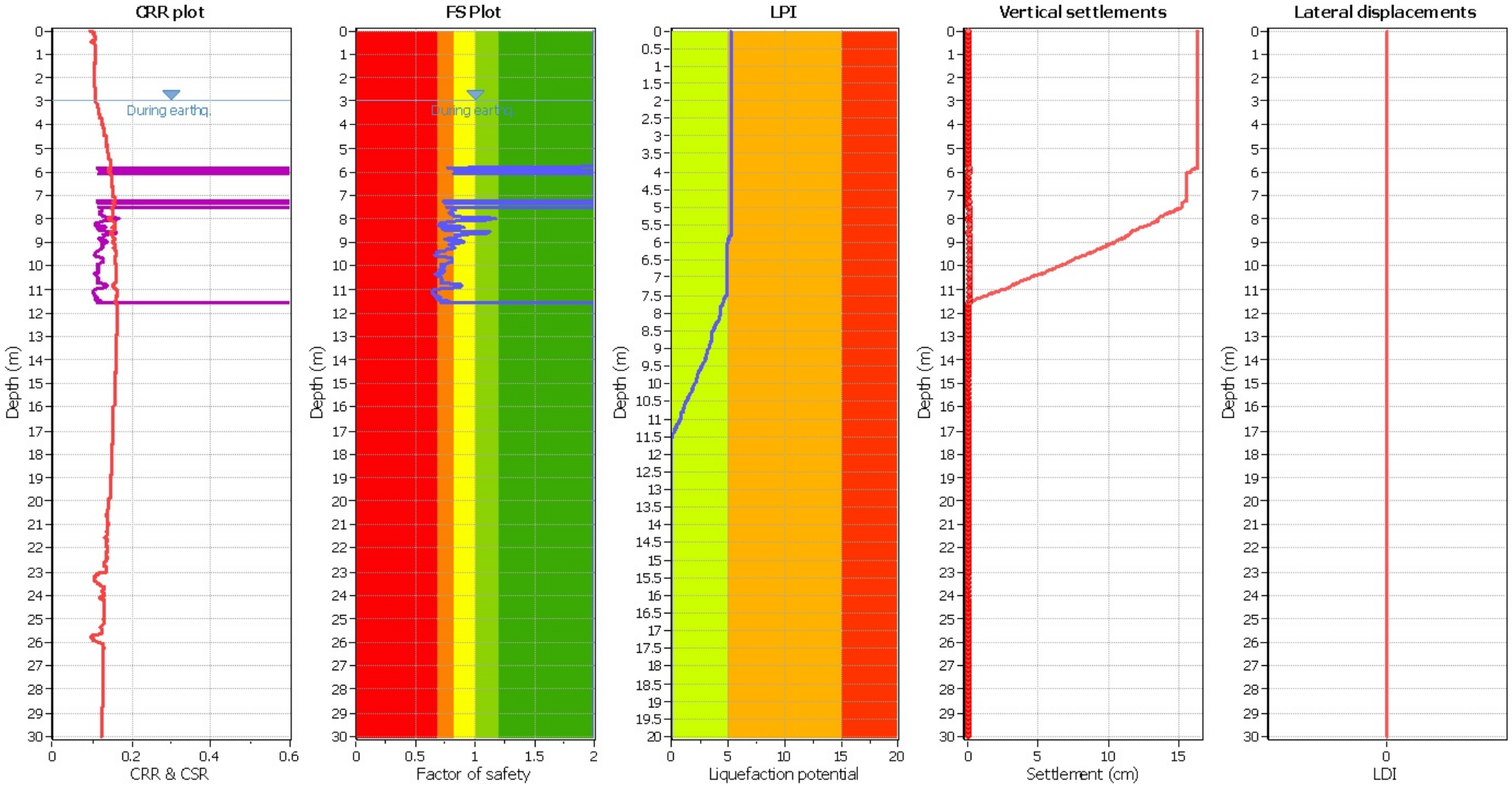

Input parameters and analysis data

Analysis method:	B&I (2014)	Depth to GWT (erthq.):	3.00 m	Fill weight:	N/A
Fines correction method:	B&I (2014)	Average results interval:	3	Transition detect. applied:	No
Points to test:	Based on Ic value	Ic cut-off value:	2.60	K_σ applied:	Yes
Earthquake magnitude M_w:	6.14	Unit weight calculation:	Based on SBT	Clay like behavior applied:	Sands only
Peak ground acceleration:	0.20	Use fill:	No	Limit depth applied:	Yes
Depth to water table (insitu):	3.00 m	Fill height:	N/A	Limit depth:	20.00 m

F.S. color scheme

- Almost certain it will liquefy
- Very likely to liquefy
- Liquefaction and no liq. are equally likely
- Unlike to liquefy
- Almost certain it will not liquefy

LPI color scheme

- Very high risk
- High risk
- Low risk

CPT basic interpretation plo

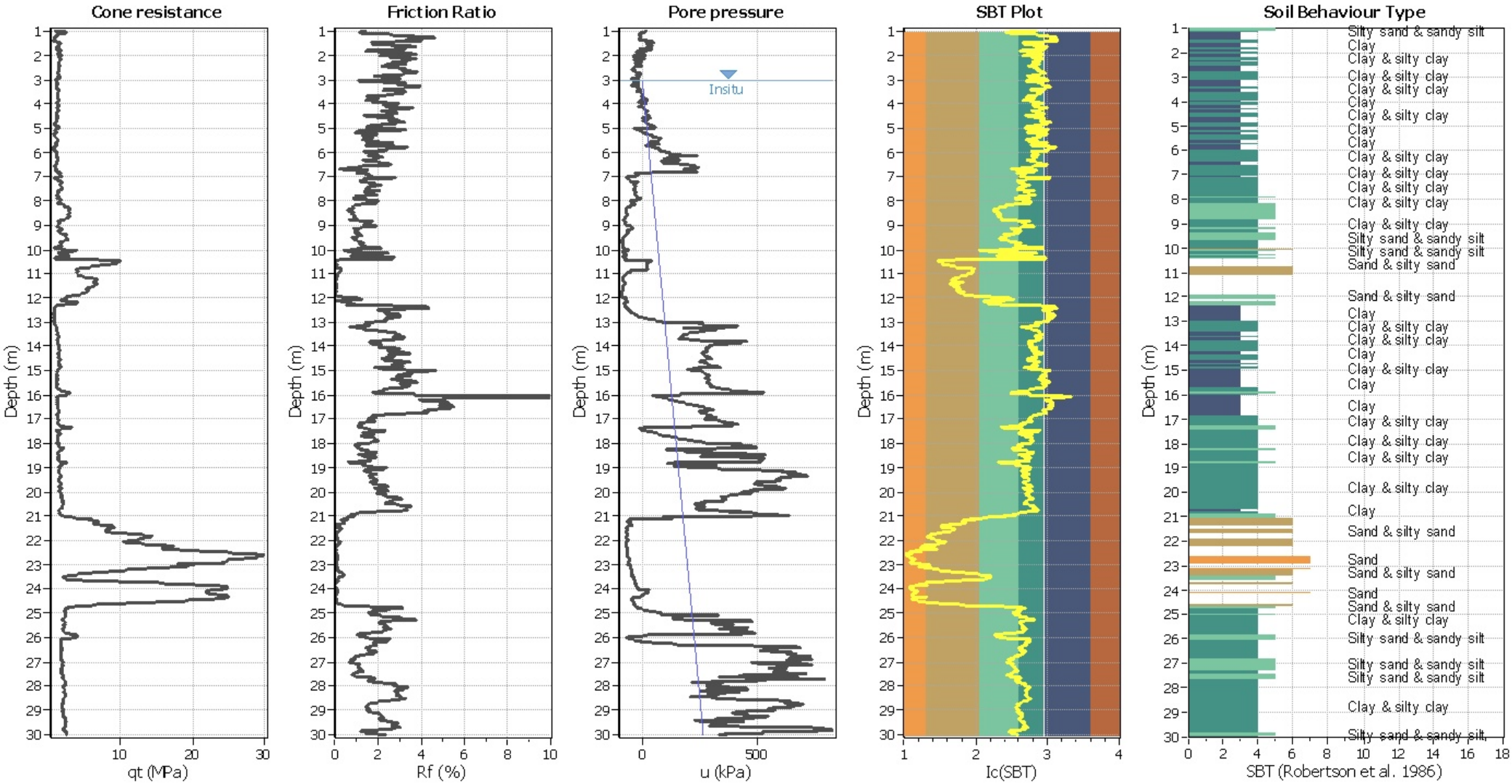

Input parameters and analysis data

Analysis method:	B&I (2014)	Depth to GWT (erthq.):	3.00 m	Fill weight:	N/A
Fines correction method:	B&I (2014)	Average results interval:	3	Transition detect. applied:	No
Points to test:	Based on Ic value	Ic cut-off value:	2.60	K_σ applied:	Yes
Earthquake magnitude M_w:	6.14	Unit weight calculation:	Based on SBT	Clay like behavior applied:	Sands only
Peak ground acceleration:	0.20	Use fill:	No	Limit depth applied:	Yes
Depth to water table (insitu):	3.00 m	Fill height:	N/A	Limit depth:	20.00 m

SBT legend

1. Sensitive fine grained
2. Organic material
3. Clay to silty clay
4. Clayey silt to silty clay
5. Silty sand to sandy silt
6. Clean sand to silty sand
7. Gravely sand to sand
8. Very stiff sand to clayey sand
9. Very stiff fine grained

Liquefaction analysis overall plot

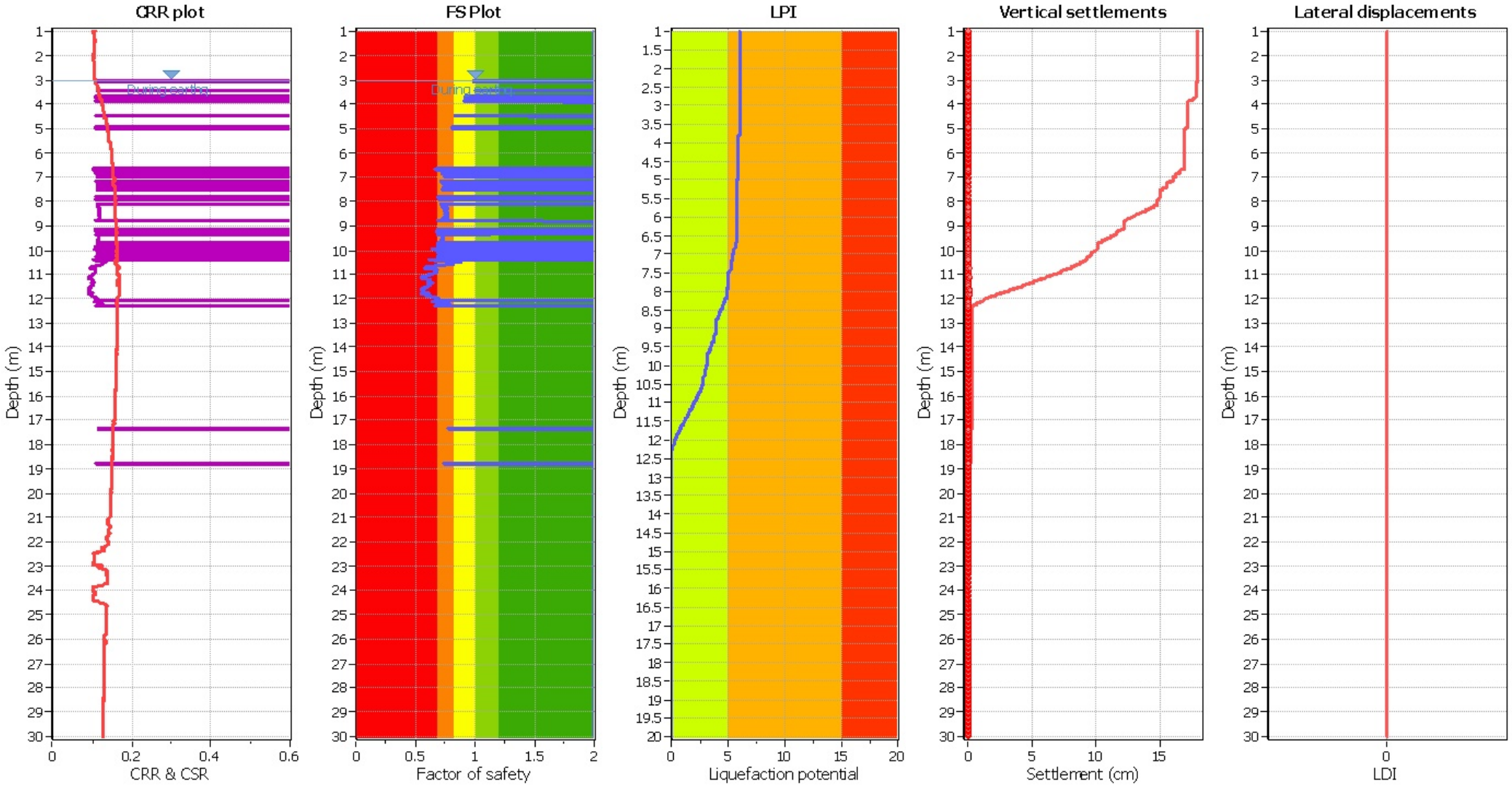

Input parameters and analysis data

Analysis method:	B&I (2014)	Depth to GWT (erthq.):	3.00 m	Fill weight:	N/A
Fines correction method:	B&I (2014)	Average results interval:	3	Transition detect. applied:	No
Points to test:	Based on Ic value	Ic cut-off value:	2.60	K_σ applied:	Yes
Earthquake magnitude M_w:	6.14	Unit weight calculation:	Based on SBT	Clay like behavior applied:	Sands only
Peak ground acceleration:	0.20	Use fill:	No	Limit depth applied:	Yes
Depth to water table (insitu):	3.00 m	Fill height:	N/A	Limit depth:	20.00 m

F.S. color scheme

- Almost certain it will liquefy
- Very likely to liquefy
- Liquefaction and no liq. are equally likely
- Unlike to liquefy
- Almost certain it will not liquefy

LPI color scheme

- Very high risk
- High risk
- Low risk

CPT basic interpretation plo

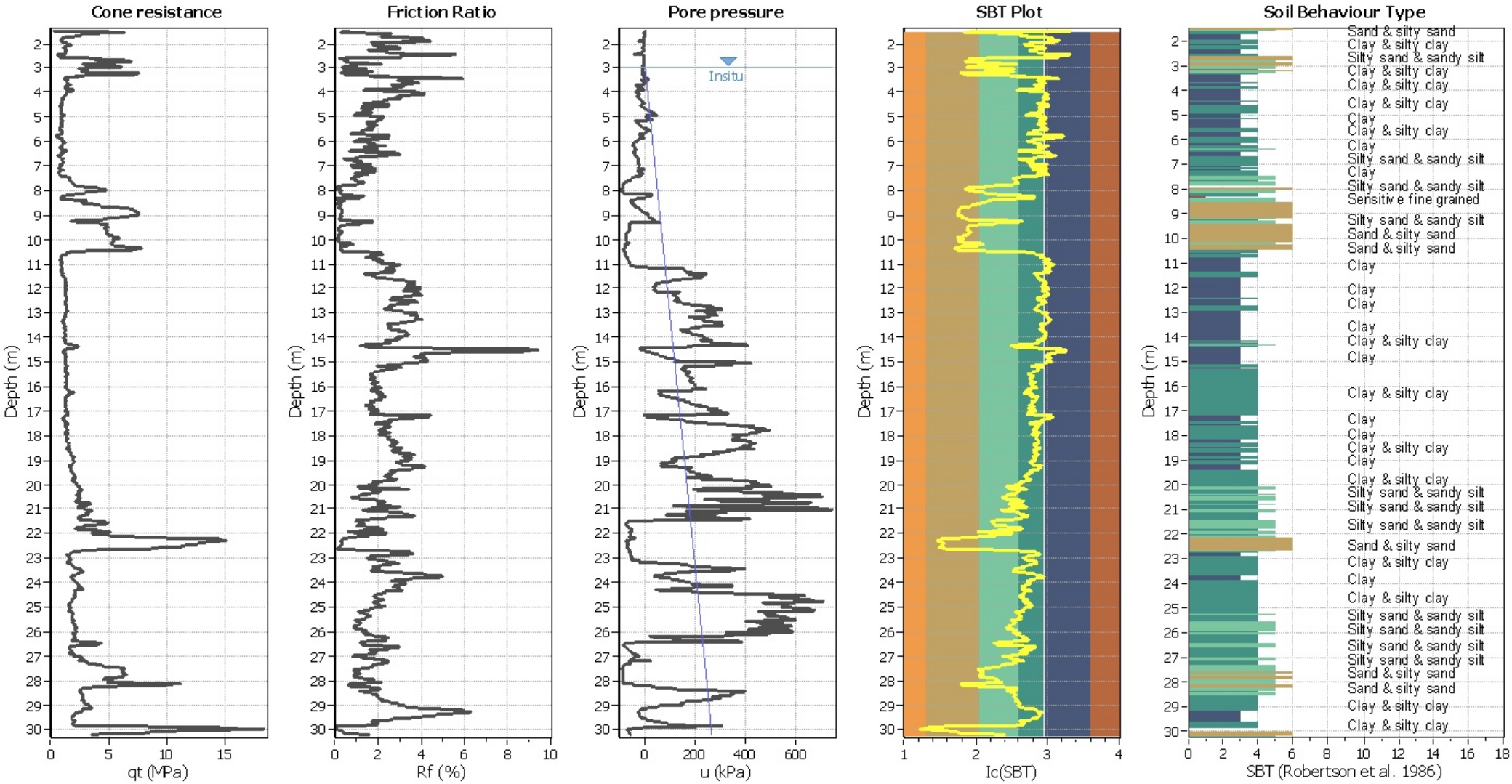

Input parameters and analysis data

Analysis method:	B&I (2014)	Depth to GWT (erthq.):	3.00 m	Fill weight:	N/A
Fines correction method:	B&I (2014)	Average results interval:	3	Transition detect. applied:	No
Points to test:	Based on Ic value	Ic cut-off value:	2.60	K_σ applied:	Yes
Earthquake magnitude M_w:	6.14	Unit weight calculation:	Based on SBT	Clay like behavior applied:	Sands only
Peak ground acceleration:	0.20	Use fill:	No	Limit depth applied:	Yes
Depth to water table (insitu):	3.00 m	Fill height:	N/A	Limit depth:	20.00 m

SBT legend

1. Sensitive fine grained
2. Organic material
3. Clay to silty clay
4. Clayey silt to silty clay
5. Silty sand to sandy silt
6. Clean sand to silty sand
7. Gravely sand to sand
8. Very stiff sand to clayey sand
9. Very stiff fine grained

Liquefaction analysis overall plot

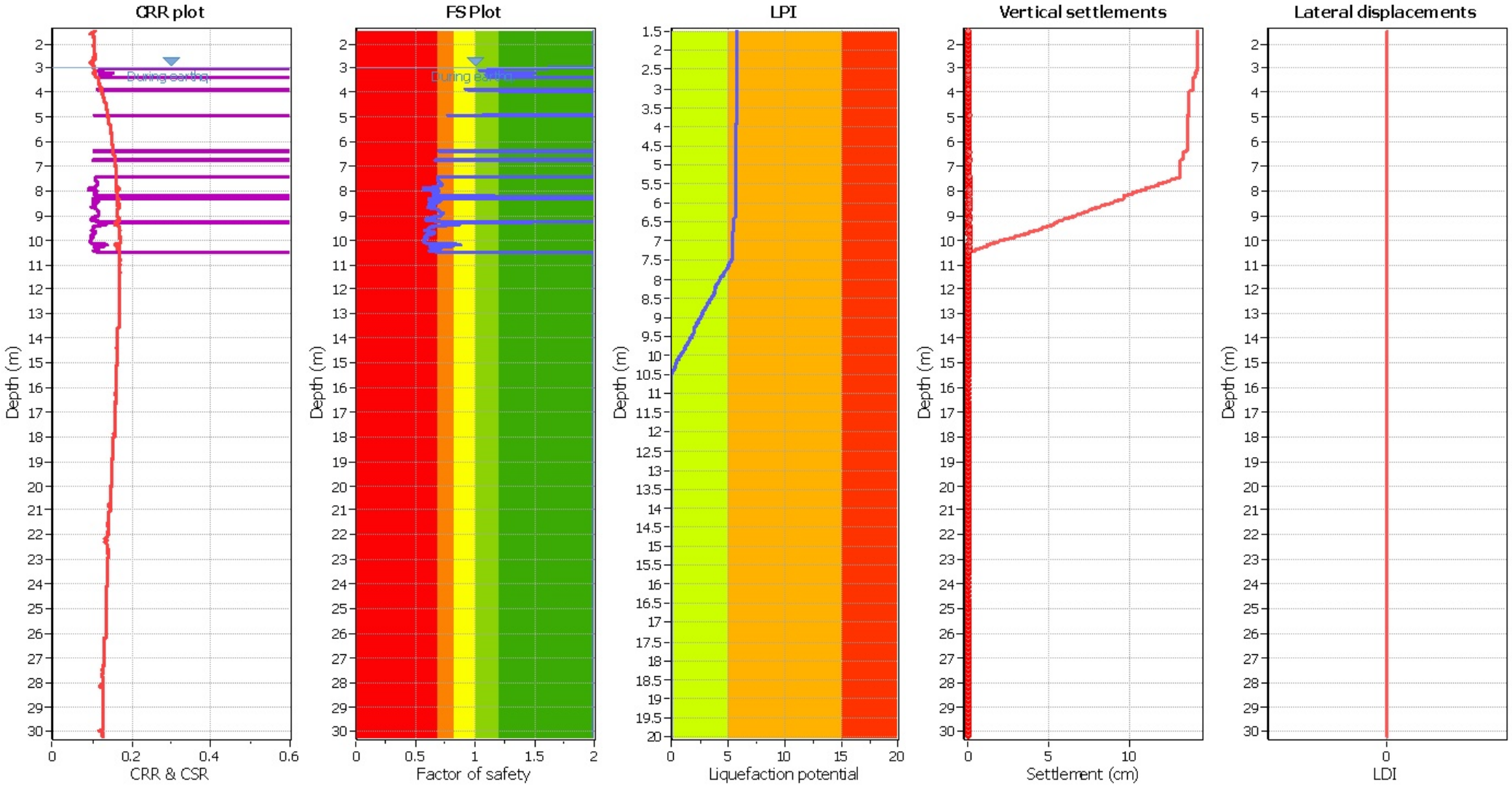

Input parameters and analysis data

Analysis method:	B&I (2014)	Depth to GWT (erthq.):	3.00 m	Fill weight:	N/A
Fines correction method:	B&I (2014)	Average results interval:	3	Transition detect. applied:	No
Points to test:	Based on Ic value	Ic cut-off value:	2.60	K_σ applied:	Yes
Earthquake magnitude M_w:	6.14	Unit weight calculation:	Based on SBT	Clay like behavior applied:	Sands only
Peak ground acceleration:	0.20	Use fill:	No	Limit depth applied:	Yes
Depth to water table (insitu):	3.00 m	Fill height:	N/A	Limit depth:	20.00 m

F.S. color scheme

- Almost certain it will liquefy
- Very likely to liquefy
- Liquefaction and no liq. are equally likely
- Unlike to liquefy
- Almost certain it will not liquefy

LPI color scheme

- Very high risk
- High risk
- Low risk

CPT basic interpretation plo

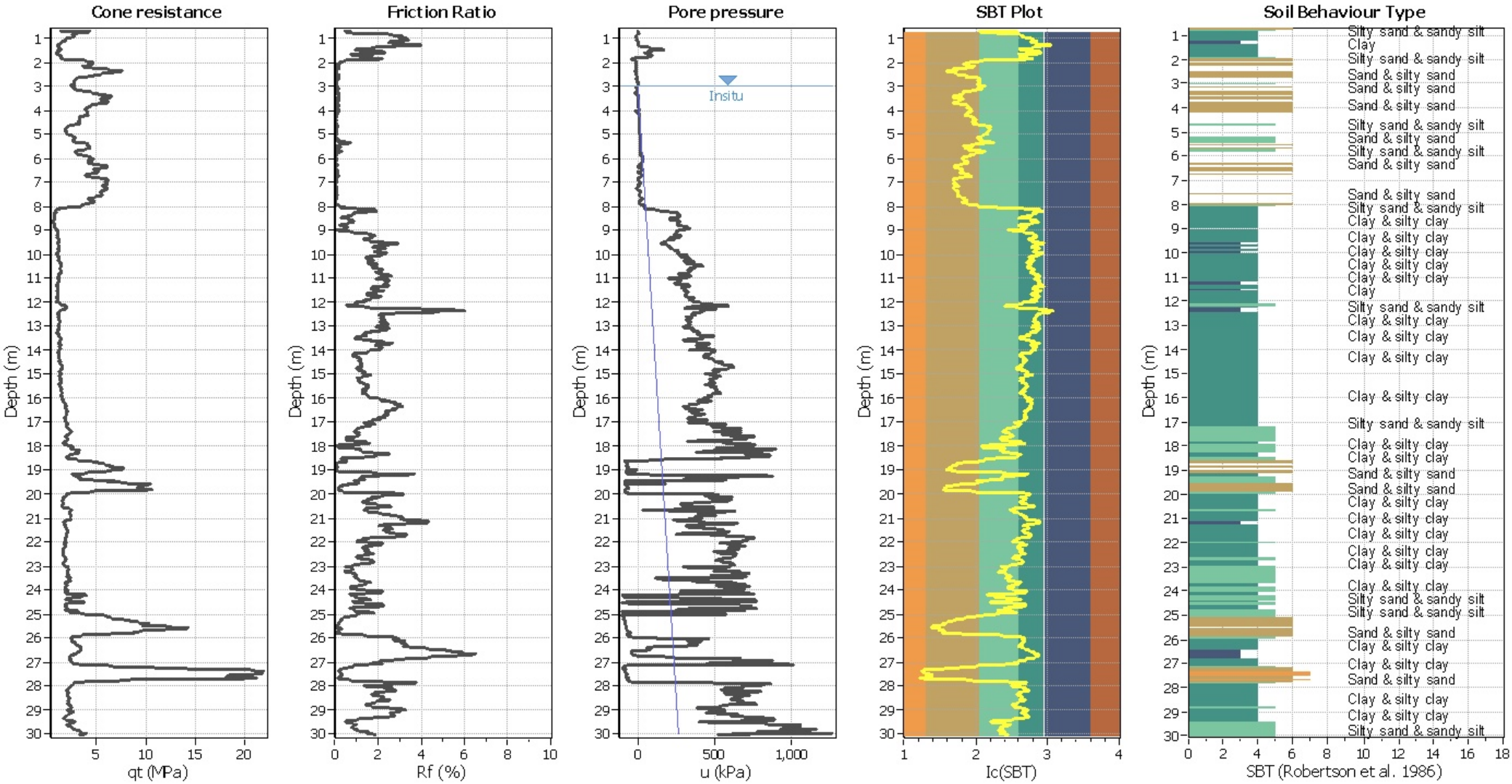

Input parameters and analysis data

Analysis method:	B&I (2014)	Depth to GWT (erthq.):	3.00 m	Fill weight:	N/A
Fines correction method:	B&I (2014)	Average results interval:	3	Transition detect. applied:	No
Points to test:	Based on Ic value	Ic cut-off value:	2.60	K_σ applied:	Yes
Earthquake magnitude M_w:	6.14	Unit weight calculation:	Based on SBT	Clay like behavior applied:	Sands only
Peak ground acceleration:	0.20	Use fill:	No	Limit depth applied:	Yes
Depth to water table (insitu):	3.00 m	Fill height:	N/A	Limit depth:	20.00 m

SBT legend

1. Sensitive fine grained
2. Organic material
3. Clay to silty clay
4. Clayey silt to silty clay
5. Silty sand to sandy silt
6. Clean sand to silty sand
7. Gravely sand to sand
8. Very stiff sand to clayey sand
9. Very stiff fine grained

Liquefaction analysis overall plot

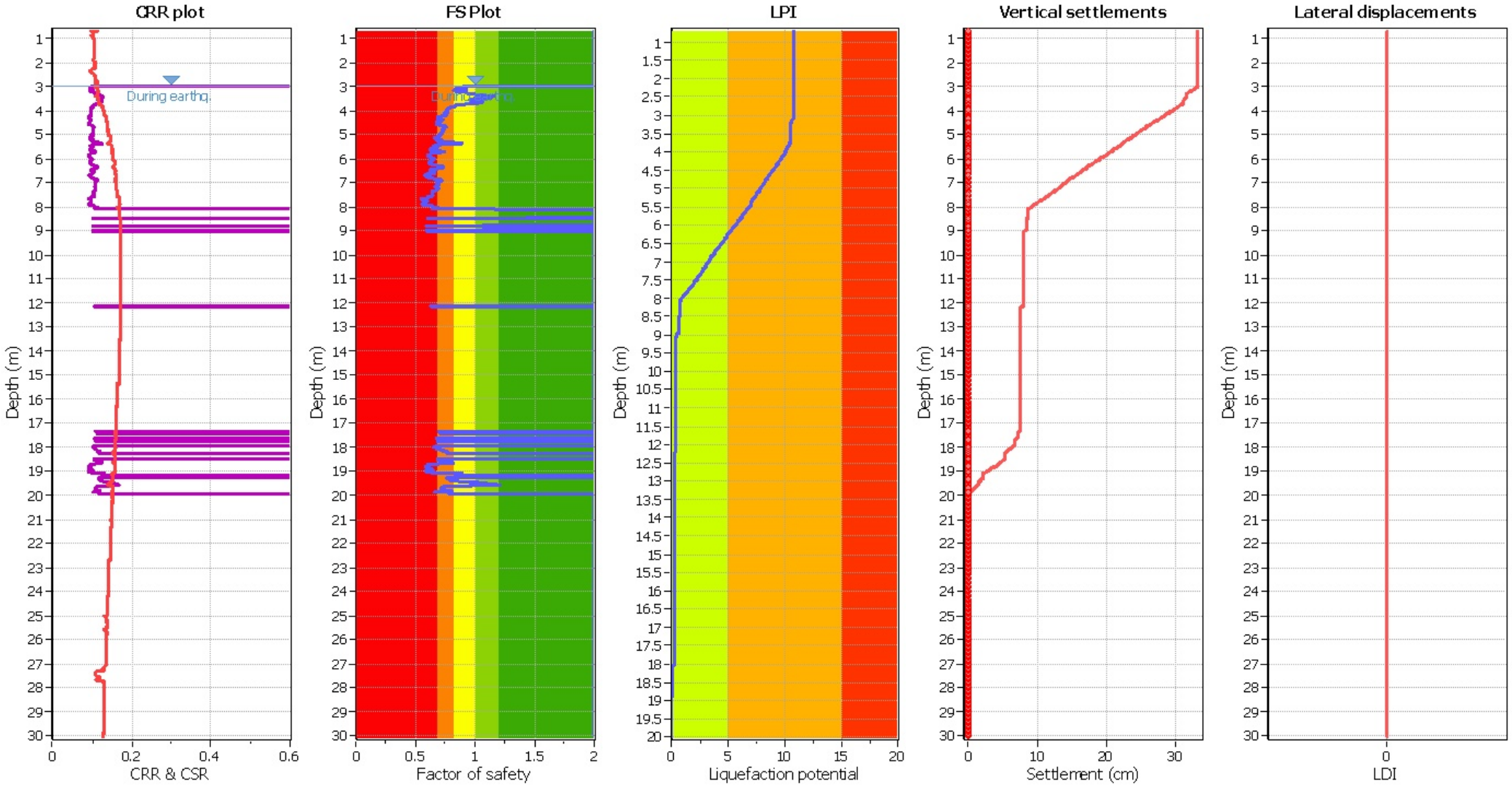

Input parameters and analysis data

Analysis method:	B&I (2014)	Depth to GWT (erthq.):	3.00 m	Fill weight:	N/A
Fines correction method:	B&I (2014)	Average results interval:	3	Transition detect. applied:	No
Points to test:	Based on Ic value	Ic cut-off value:	2.60	K_σ applied:	Yes
Earthquake magnitude M_w:	6.14	Unit weight calculation:	Based on SBT	Clay like behavior applied:	Sands only
Peak ground acceleration:	0.20	Use fill:	No	Limit depth applied:	Yes
Depth to water table (insitu):	3.00 m	Fill height:	N/A	Limit depth:	20.00 m

F.S. color scheme

- Almost certain it will liquefy
- Very likely to liquefy
- Liquefaction and no liq. are equally likely
- Unlike to liquefy
- Almost certain it will not liquefy

LPI color scheme

- Very high risk
- High risk
- Low risk

CPT basic interpretation plo

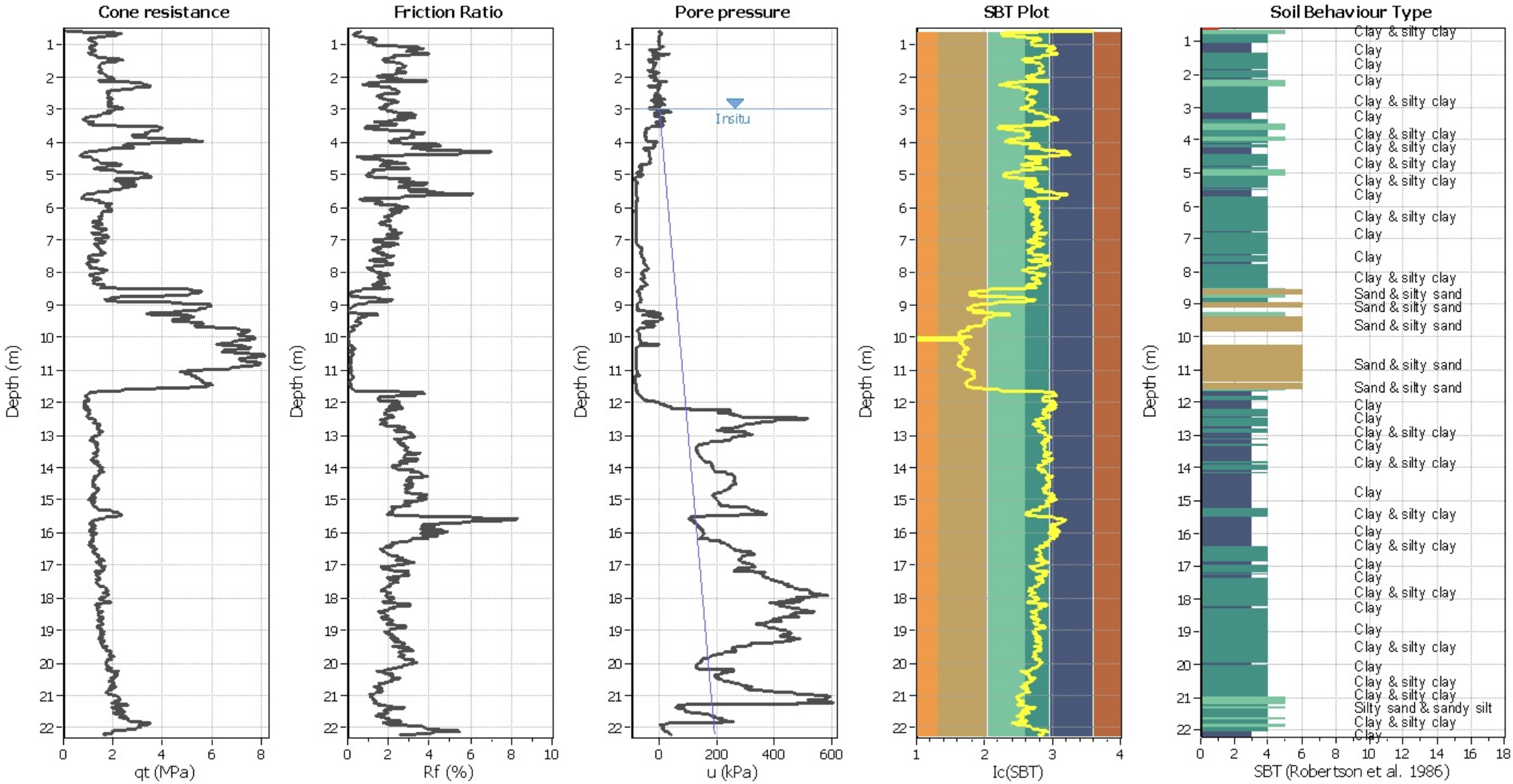

Input parameters and analysis data

Analysis method:	B&I (2014)	Depth to GWT (erthq.):	3.00 m	Fill weight:	N/A
Fines correction method:	B&I (2014)	Average results interval:	3	Transition detect. applied:	No
Points to test:	Based on Ic value	Ic cut-off value:	2.60	K_σ applied:	Yes
Earthquake magnitude M_w:	6.14	Unit weight calculation:	Based on SBT	Clay like behavior applied:	Sands only
Peak ground acceleration:	0.20	Use fill:	No	Limit depth applied:	Yes
Depth to water table (insitu):	3.00 m	Fill height:	N/A	Limit depth:	20.00 m

SBT legend

1. Sensitive fine grained
2. Organic material
3. Clay to silty clay
4. Clayey silt to silty clay
5. Silty sand to sandy silt
6. Clean sand to silty sand
7. Gravely sand to sand
8. Very stiff sand to clayey sand
9. Very stiff fine grained

Liquefaction analysis overall plot

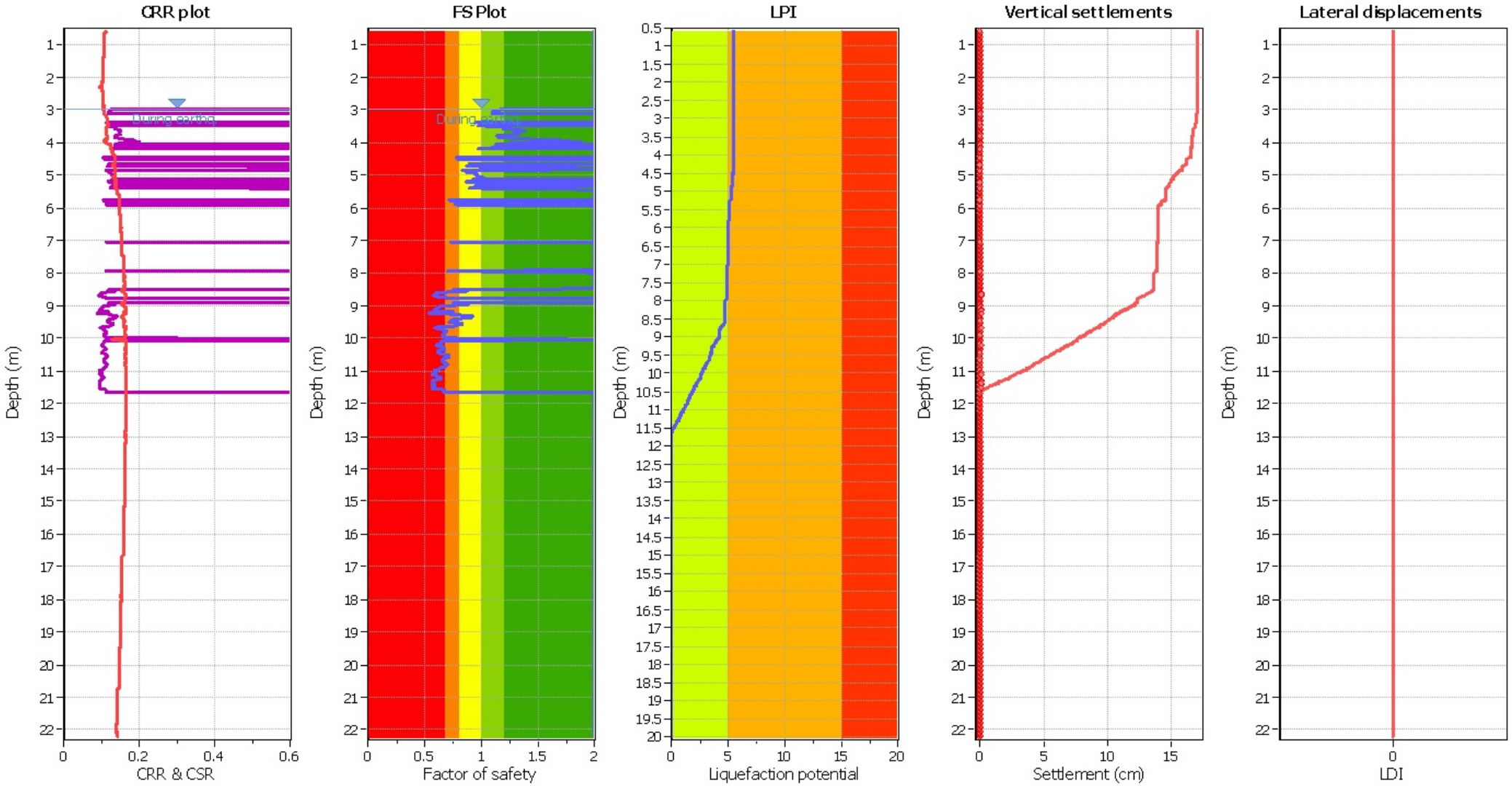

Input parameters and analysis data

Analysis method:	B&I (2014)	Depth to GWT (erthq.):	3.00 m	Fill weight:	N/A
Fines correction method:	B&I (2014)	Average results interval:	3	Transition detect. applied:	No
Points to test:	Based on Ic value	Ic cut-off value:	2.60	K_σ applied:	Yes
Earthquake magnitude M_w:	6.14	Unit weight calculation:	Based on SBT	Clay like behavior applied:	Sands only
Peak ground acceleration:	0.20	Use fill:	No	Limit depth applied:	Yes
Depth to water table (insitu):	3.00 m	Fill height:	N/A	Limit depth:	20.00 m

F.S. color scheme

- Almost certain it will liquefy
- Very likely to liquefy
- Liquefaction and no liq. are equally likely
- Unlike to liquefy
- Almost certain it will not liquefy

LPI color scheme

- Very high risk
- High risk
- Low risk

CPT basic interpretation plo

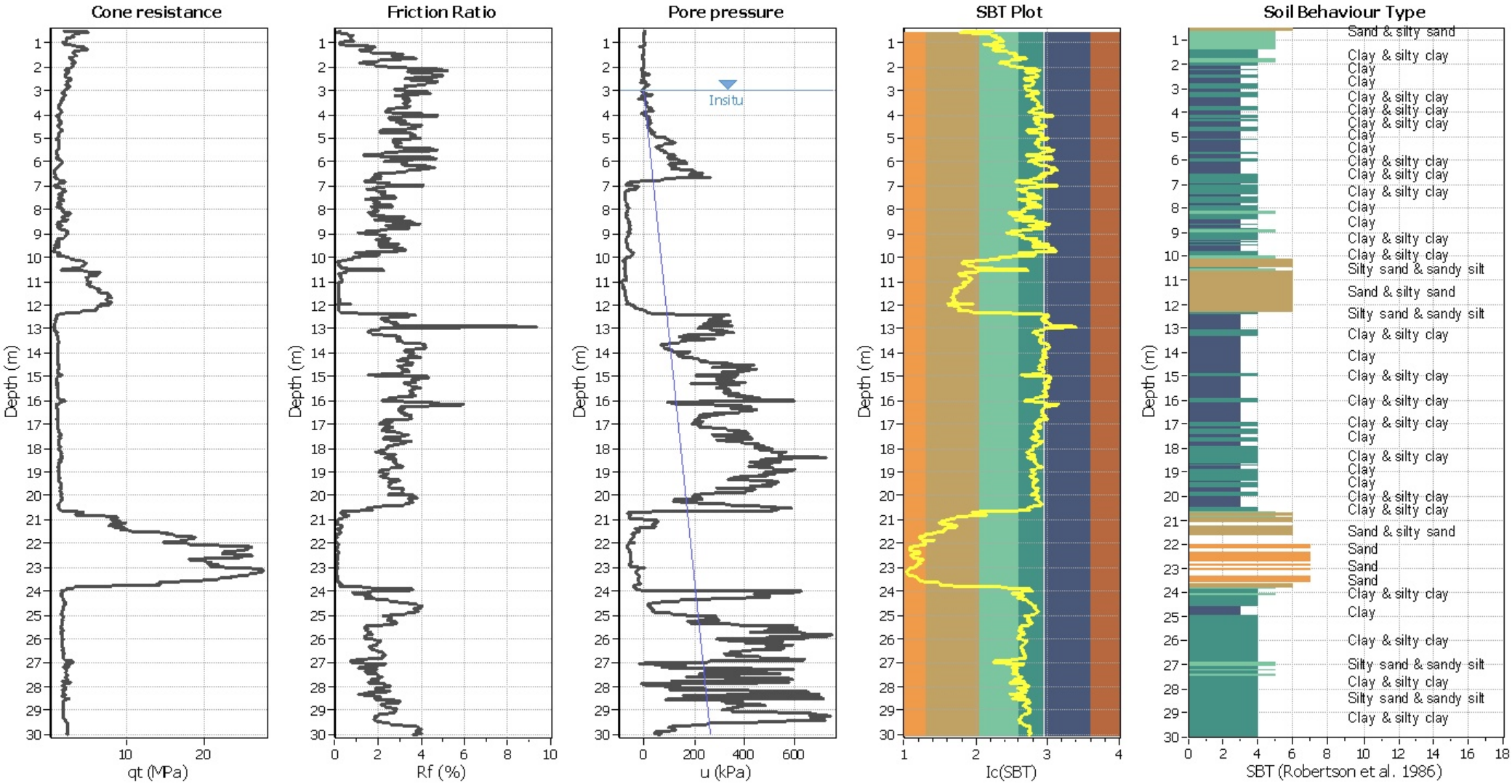

Input parameters and analysis data

Analysis method:	B&I (2014)	Depth to GWT (erthq.):	3.00 m	Fill weight:	N/A
Fines correction method:	B&I (2014)	Average results interval:	3	Transition detect. applied:	No
Points to test:	Based on Ic value	Ic cut-off value:	2.60	K_σ applied:	Yes
Earthquake magnitude M_w:	6.14	Unit weight calculation:	Based on SBT	Clay like behavior applied:	Sands only
Peak ground acceleration:	0.20	Use fill:	No	Limit depth applied:	Yes
Depth to water table (insitu):	3.00 m	Fill height:	N/A	Limit depth:	20.00 m

SBT legend

1. Sensitive fine grained
2. Organic material
3. Clay to silty clay
4. Clayey silt to silty clay
5. Silty sand to sandy silt
6. Clean sand to silty sand
7. Gravely sand to sand
8. Very stiff sand to clayey sand
9. Very stiff fine grained

Liquefaction analysis overall plot

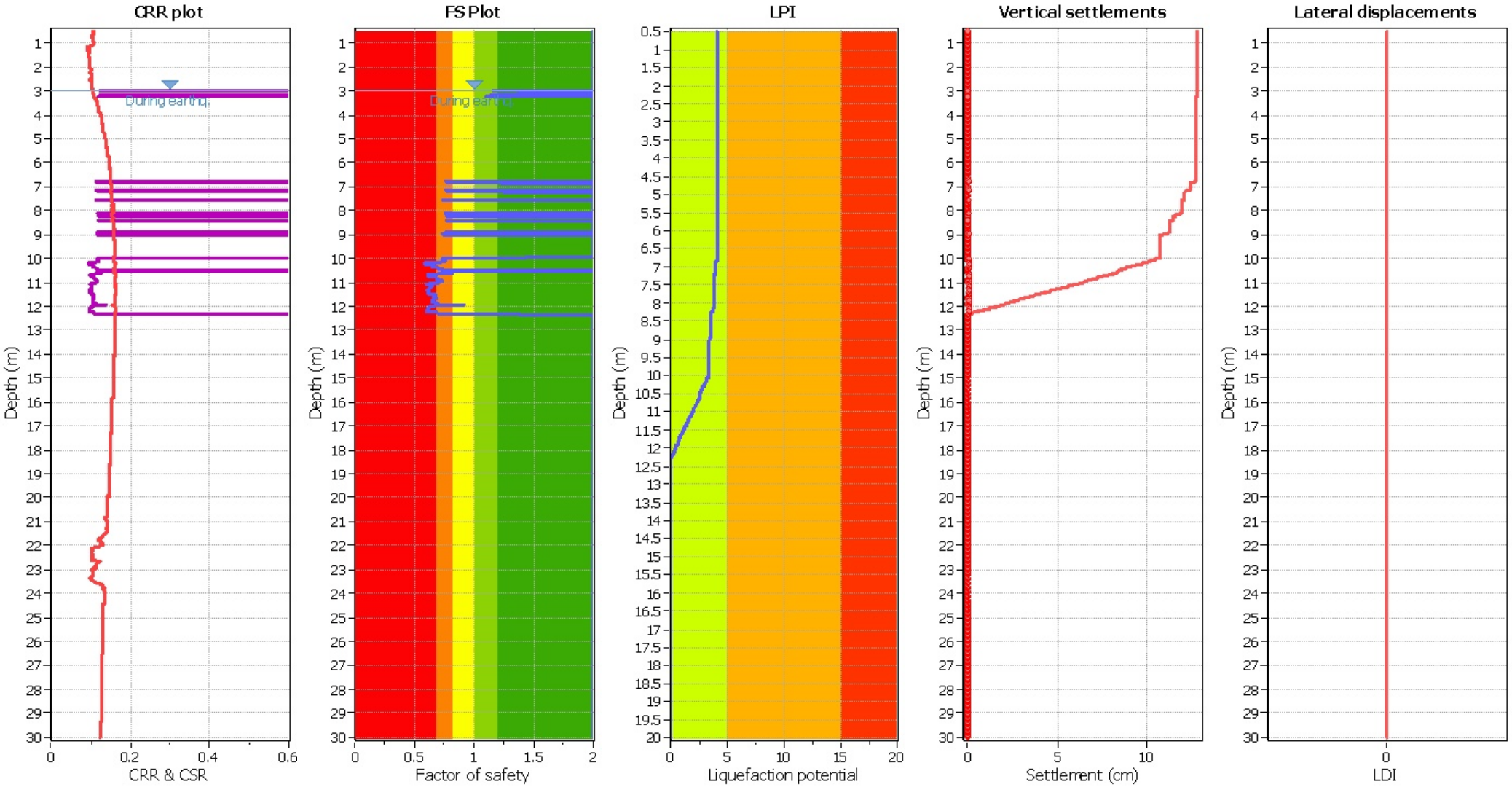

Input parameters and analysis data

Analysis method:	B&I (2014)	Depth to GWT (erthq.):	3.00 m	Fill weight:	N/A
Fines correction method:	B&I (2014)	Average results interval:	3	Transition detect. applied:	No
Points to test:	Based on Ic value	Ic cut-off value:	2.60	K_σ applied:	Yes
Earthquake magnitude M_w:	6.14	Unit weight calculation:	Based on SBT	Clay like behavior applied:	Sands only
Peak ground acceleration:	0.20	Use fill:	No	Limit depth applied:	Yes
Depth to water table (insitu):	3.00 m	Fill height:	N/A	Limit depth:	20.00 m

F.S. color scheme

- Almost certain it will liquefy
- Very likely to liquefy
- Liquefaction and no liq. are equally likely
- Unlike to liquefy
- Almost certain it will not liquefy

LPI color scheme

- Very high risk
- High risk
- Low risk

CPT basic interpretation plo

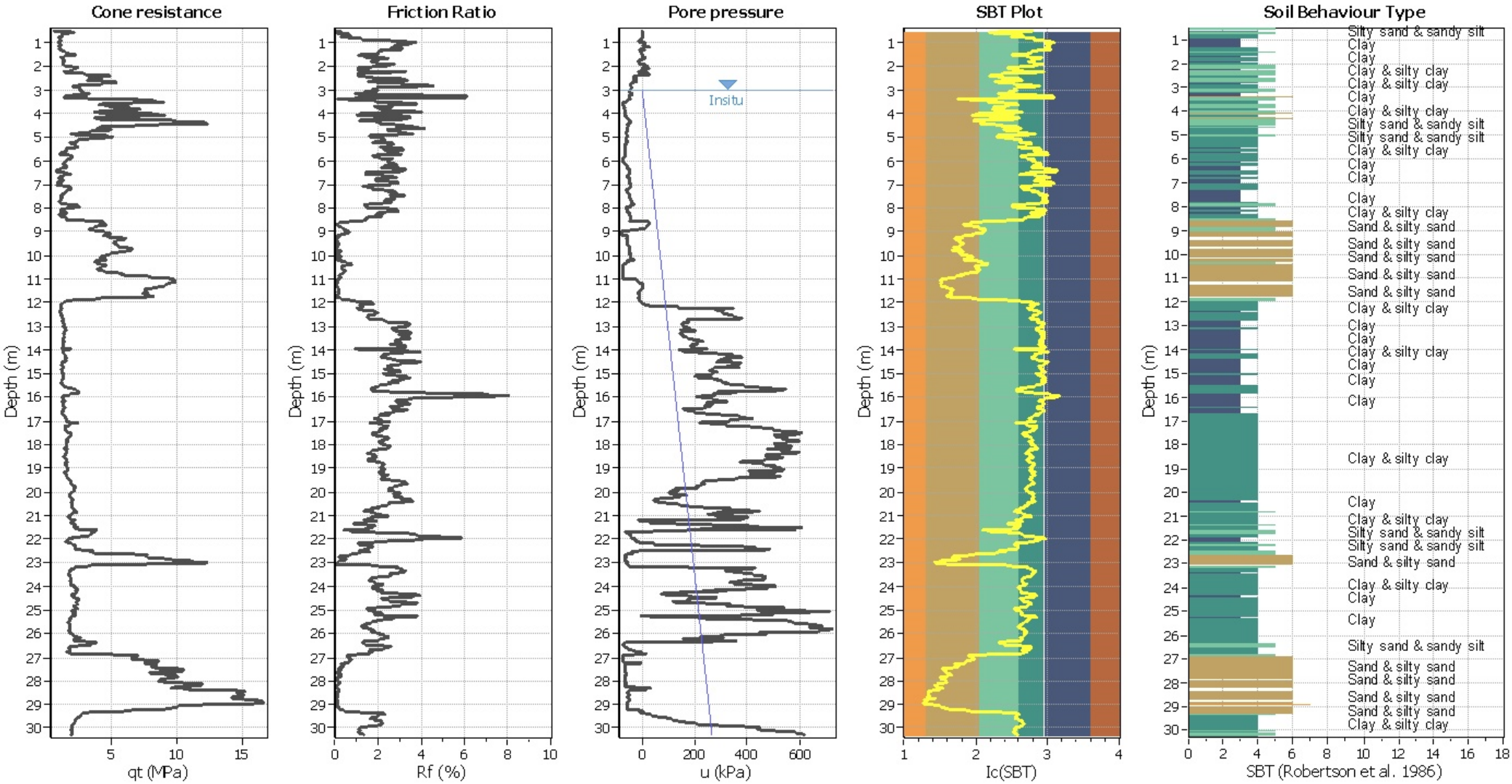

Input parameters and analysis data

Analysis method:	B&I (2014)	Depth to GWT (erthq.):	3.00 m	Fill weight:	N/A
Fines correction method:	B&I (2014)	Average results interval:	3	Transition detect. applied:	No
Points to test:	Based on Ic value	Ic cut-off value:	2.60	K_σ applied:	Yes
Earthquake magnitude M_w:	6.14	Unit weight calculation:	Based on SBT	Clay like behavior applied:	Sands only
Peak ground acceleration:	0.20	Use fill:	No	Limit depth applied:	Yes
Depth to water table (insitu):	3.00 m	Fill height:	N/A	Limit depth:	20.00 m

SBT legend

1. Sensitive fine grained
2. Organic material
3. Clay to silty clay
4. Clayey silt to silty clay
5. Silty sand to sandy silt
6. Clean sand to silty sand
7. Gravely sand to sand
8. Very stiff sand to clayey sand
9. Very stiff fine grained

Liquefaction analysis overall plot

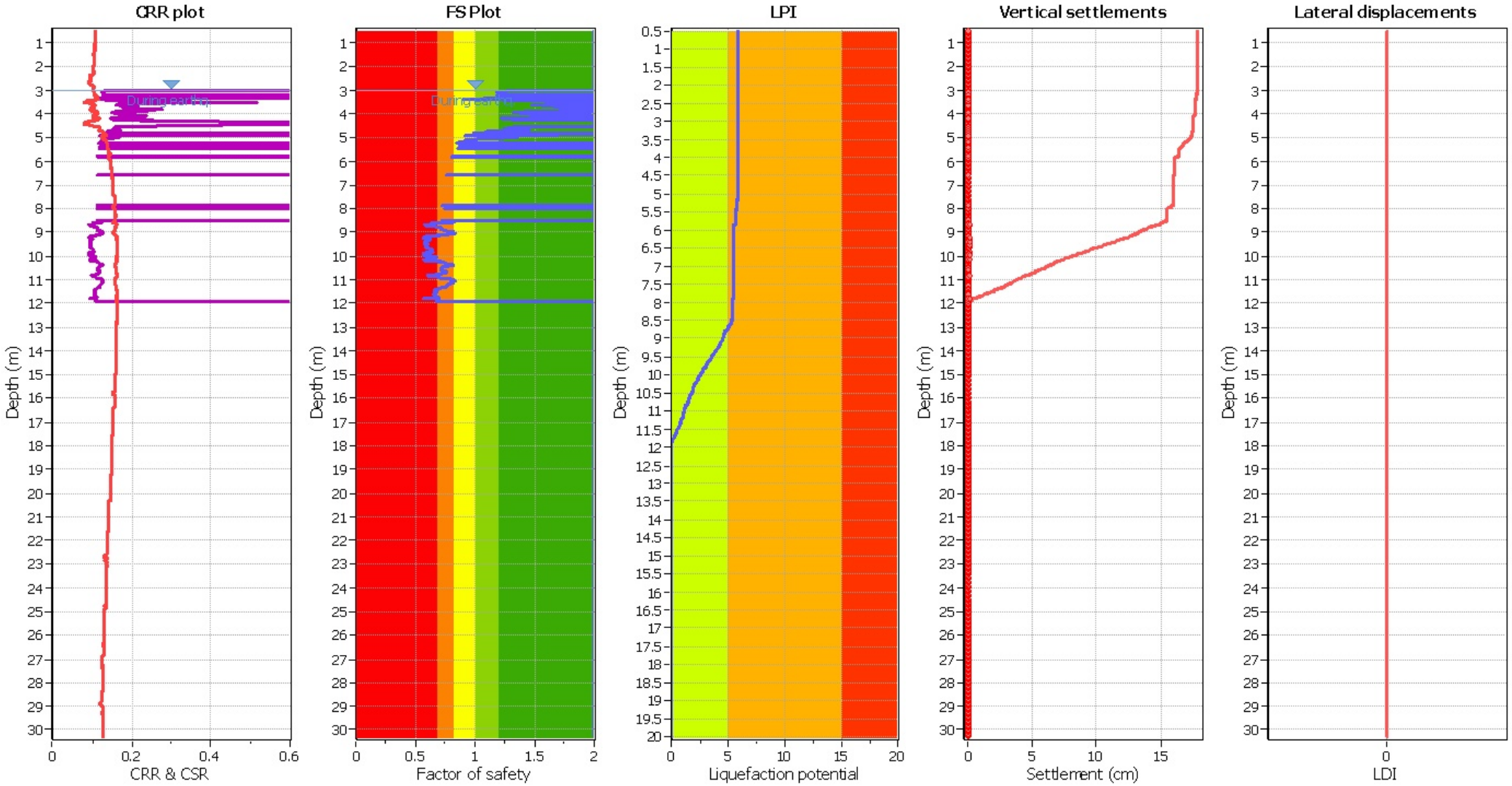

Input parameters and analysis data

Analysis method:	B&I (2014)	Depth to GWT (erthq.):	3.00 m	Fill weight:	N/A
Fines correction method:	B&I (2014)	Average results interval:	3	Transition detect. applied:	No
Points to test:	Based on Ic value	Ic cut-off value:	2.60	K_σ applied:	Yes
Earthquake magnitude M_w:	6.14	Unit weight calculation:	Based on SBT	Clay like behavior applied:	Sands only
Peak ground acceleration:	0.20	Use fill:	No	Limit depth applied:	Yes
Depth to water table (insitu):	3.00 m	Fill height:	N/A	Limit depth:	20.00 m

F.S. color scheme

- Almost certain it will liquefy
- Very likely to liquefy
- Liquefaction and no liq. are equally likely
- Unlike to liquefy
- Almost certain it will not liquefy

LPI color scheme

- Very high risk
- High risk
- Low risk

CPT basic interpretation plo

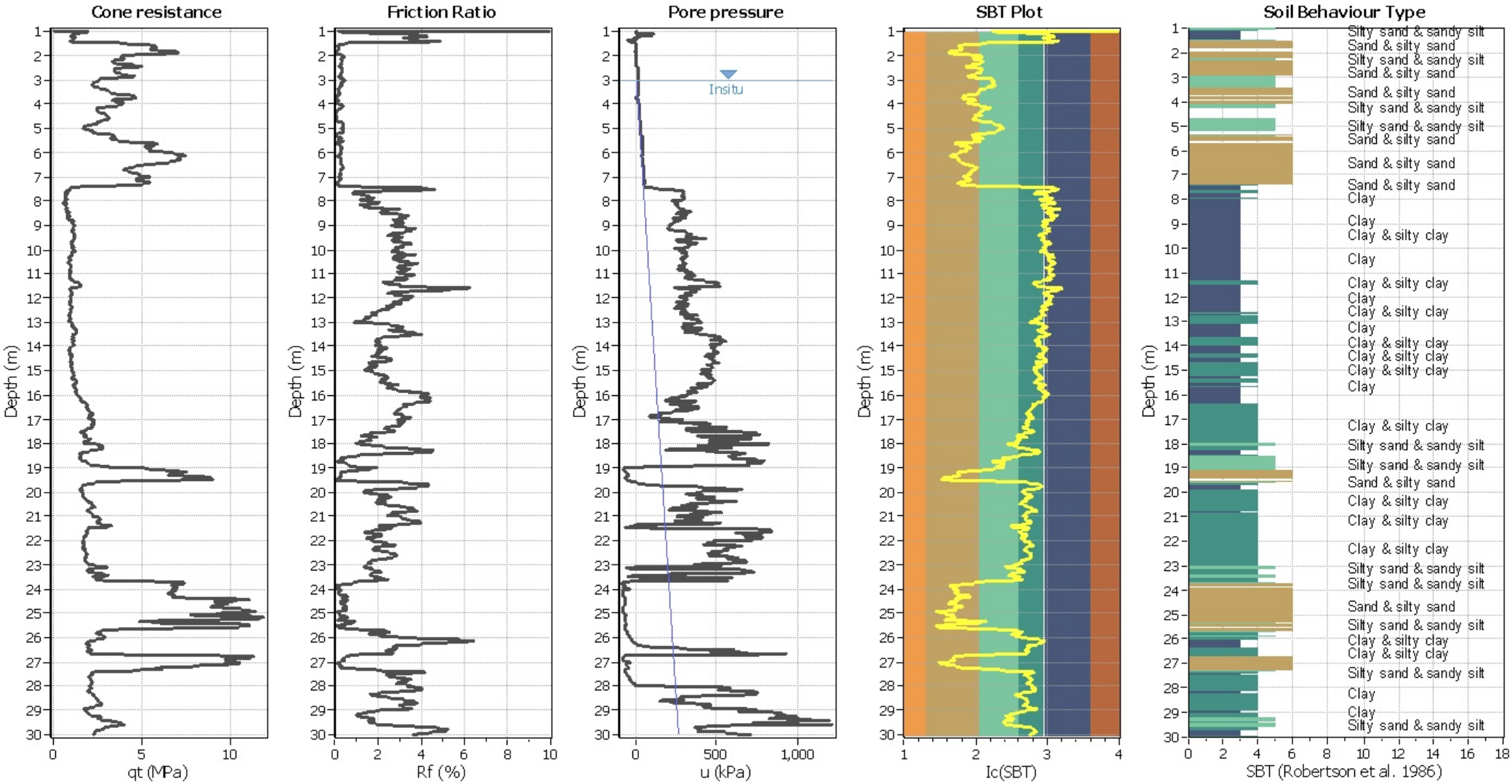

Input parameters and analysis data

Analysis method:	B&I (2014)	Depth to GWT (erthq.):	3.00 m	Fill weight:	N/A
Fines correction method:	B&I (2014)	Average results interval:	3	Transition detect. applied:	No
Points to test:	Based on Ic value	Ic cut-off value:	2.60	K_σ applied:	Yes
Earthquake magnitude M_w:	6.14	Unit weight calculation:	Based on SBT	Clay like behavior applied:	Sands only
Peak ground acceleration:	0.20	Use fill:	No	Limit depth applied:	Yes
Depth to water table (insitu):	3.00 m	Fill height:	N/A	Limit depth:	20.00 m

SBT legend

1. Sensitive fine grained
2. Organic material
3. Clay to silty clay
4. Clayey silt to silty clay
5. Silty sand to sandy silt
6. Clean sand to silty sand
7. Gravely sand to sand
8. Very stiff sand to clayey sand
9. Very stiff fine grained

Liquefaction analysis overall plot

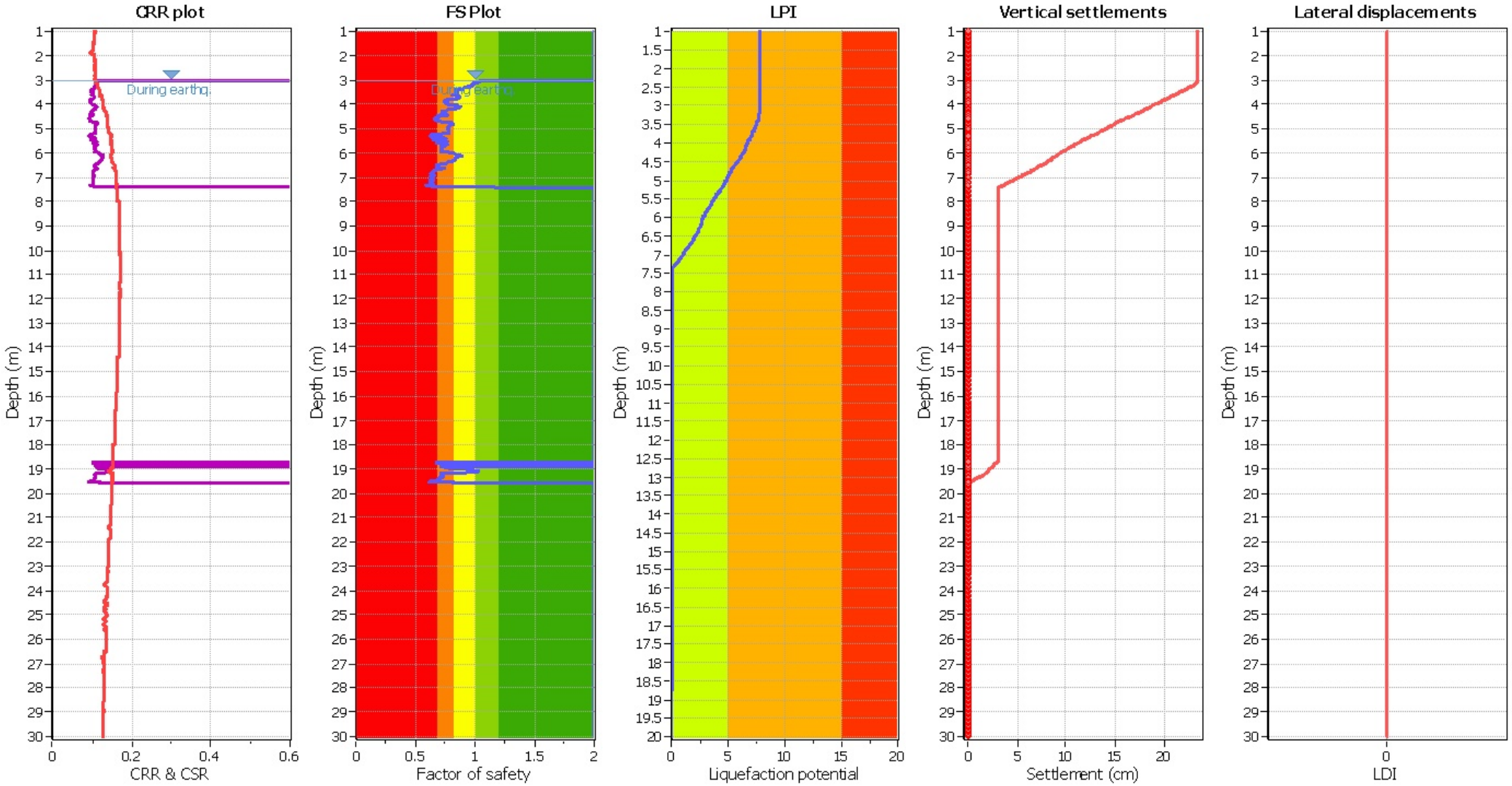

Input parameters and analysis data

Analysis method:	B&I (2014)	Depth to GWT (erthq.):	3.00 m	Fill weight:	N/A
Fines correction method:	B&I (2014)	Average results interval:	3	Transition detect. applied:	No
Points to test:	Based on Ic value	Ic cut-off value:	2.60	K_σ applied:	Yes
Earthquake magnitude M_w:	6.14	Unit weight calculation:	Based on SBT	Clay like behavior applied:	Sands only
Peak ground acceleration:	0.20	Use fill:	No	Limit depth applied:	Yes
Depth to water table (insitu):	3.00 m	Fill height:	N/A	Limit depth:	20.00 m

F.S. color scheme

- Almost certain it will liquefy
- Very likely to liquefy
- Liquefaction and no liq. are equally likely
- Unlike to liquefy
- Almost certain it will not liquefy

LPI color scheme

- Very high risk
- High risk
- Low risk

CPT basic interpretation plo

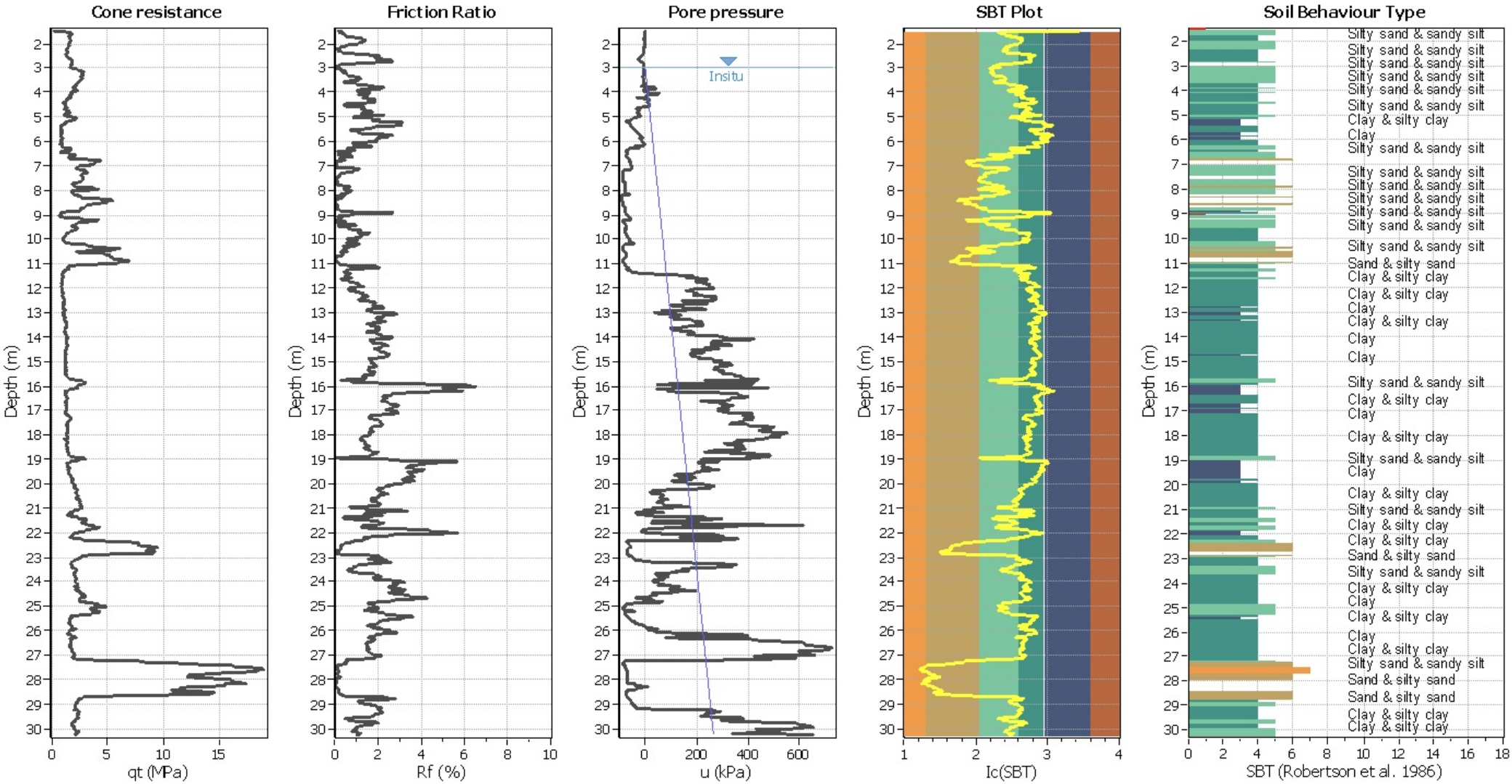

Input parameters and analysis data

Analysis method:	B&I (2014)	Depth to GWT (erthq.):	3.00 m	Fill weight:	N/A
Fines correction method:	B&I (2014)	Average results interval:	3	Transition detect. applied:	No
Points to test:	Based on Ic value	Ic cut-off value:	2.60	K_σ applied:	Yes
Earthquake magnitude M_w:	6.14	Unit weight calculation:	Based on SBT	Clay like behavior applied:	Sands only
Peak ground acceleration:	0.20	Use fill:	No	Limit depth applied:	Yes
Depth to water table (insitu):	3.00 m	Fill height:	N/A	Limit depth:	20.00 m

SBT legend

1. Sensitive fine grained
2. Organic material
3. Clay to silty clay
4. Clayey silt to silty clay
5. Silty sand to sandy silt
6. Clean sand to silty sand
7. Gravely sand to sand
8. Very stiff sand to clayey sand
9. Very stiff fine grained

Liquefaction analysis overall plot

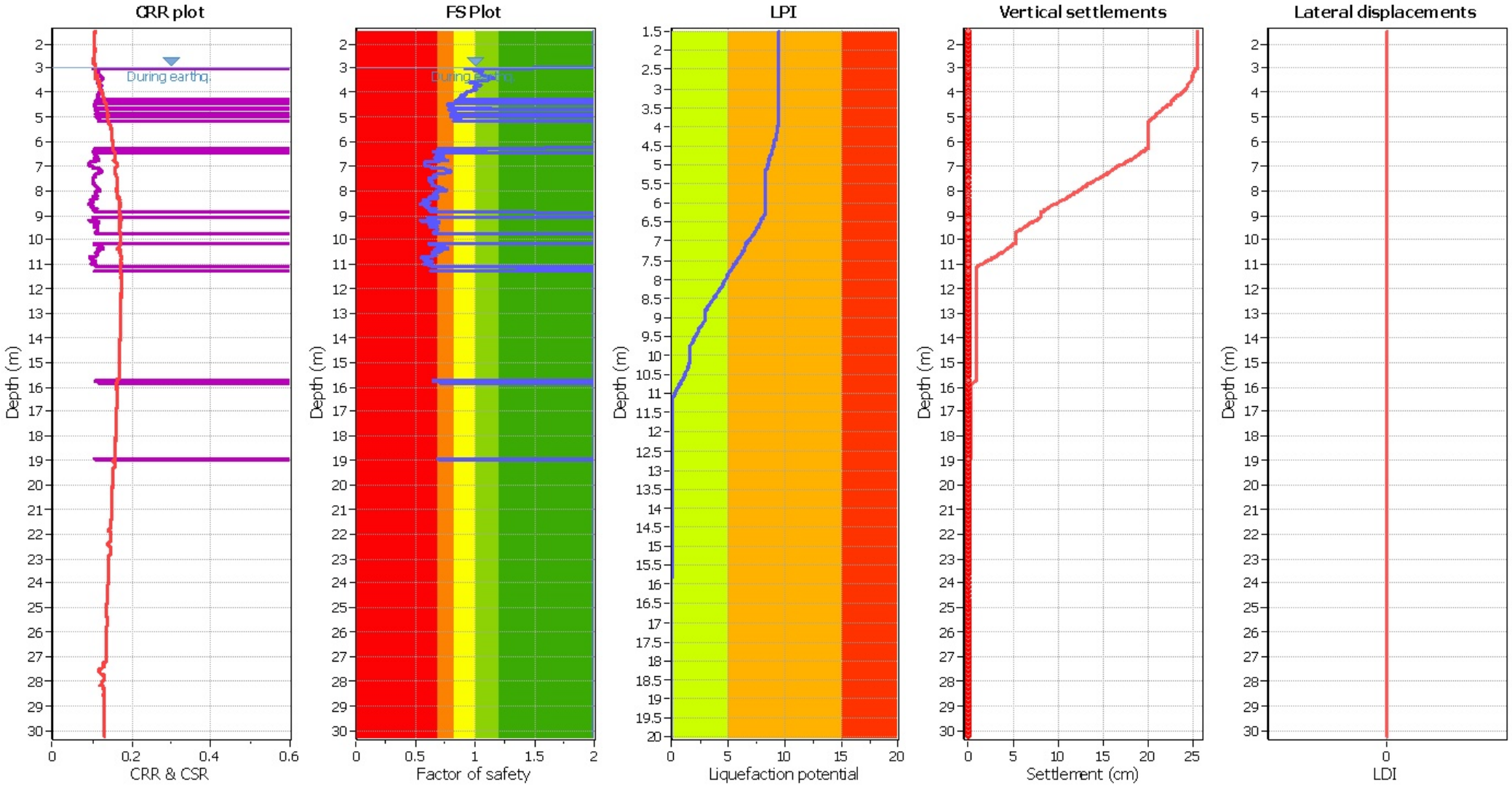

Input parameters and analysis data

Analysis method:	B&I (2014)	Depth to GWT (erthq.):	3.00 m	Fill weight:	N/A
Fines correction method:	B&I (2014)	Average results interval:	3	Transition detect. applied:	No
Points to test:	Based on Ic value	Ic cut-off value:	2.60	K_σ applied:	Yes
Earthquake magnitude M_w:	6.14	Unit weight calculation:	Based on SBT	Clay like behavior applied:	Sands only
Peak ground acceleration:	0.20	Use fill:	No	Limit depth applied:	Yes
Depth to water table (insitu):	3.00 m	Fill height:	N/A	Limit depth:	20.00 m

F.S. color scheme

- Almost certain it will liquefy
- Very likely to liquefy
- Liquefaction and no liq. are equally likely
- Unlike to liquefy
- Almost certain it will not liquefy

LPI color scheme

- Very high risk
- High risk
- Low risk

CPT basic interpretation plo

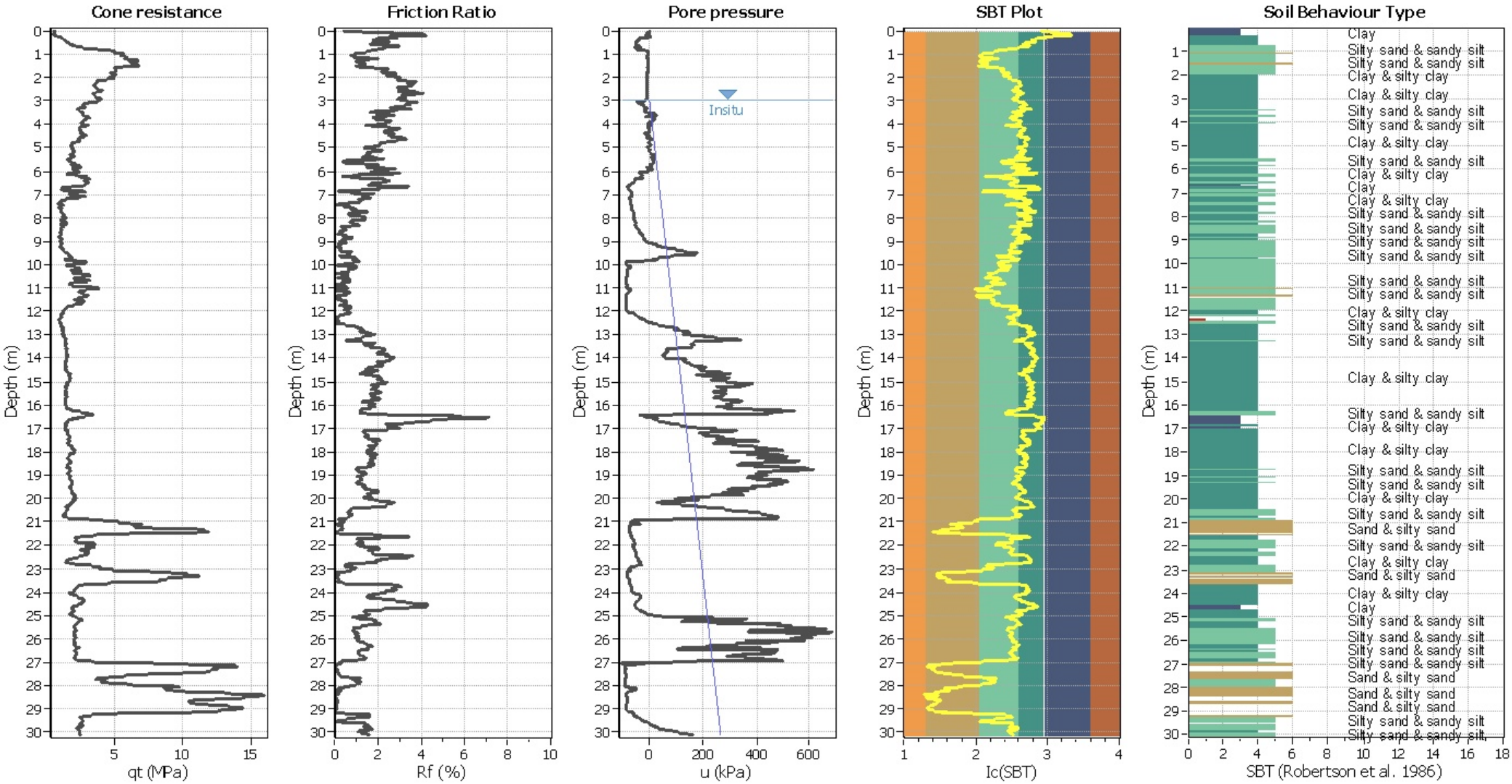

Input parameters and analysis data

Analysis method:	B&I (2014)	Depth to GWT (erthq.):	3.00 m	Fill weight:	N/A
Fines correction method:	B&I (2014)	Average results interval:	3	Transition detect. applied:	No
Points to test:	Based on Ic value	Ic cut-off value:	2.60	K_σ applied:	Yes
Earthquake magnitude M_w:	6.14	Unit weight calculation:	Based on SBT	Clay like behavior applied:	Sands only
Peak ground acceleration:	0.20	Use fill:	No	Limit depth applied:	Yes
Depth to water table (insitu):	3.00 m	Fill height:	N/A	Limit depth:	20.00 m

SBT legend

1. Sensitive fine grained
2. Organic material
3. Clay to silty clay
4. Clayey silt to silty clay
5. Silty sand to sandy silt
6. Clean sand to silty sand
7. Gravely sand to sand
8. Very stiff sand to clayey sand
9. Very stiff fine grained

Liquefaction analysis overall plot

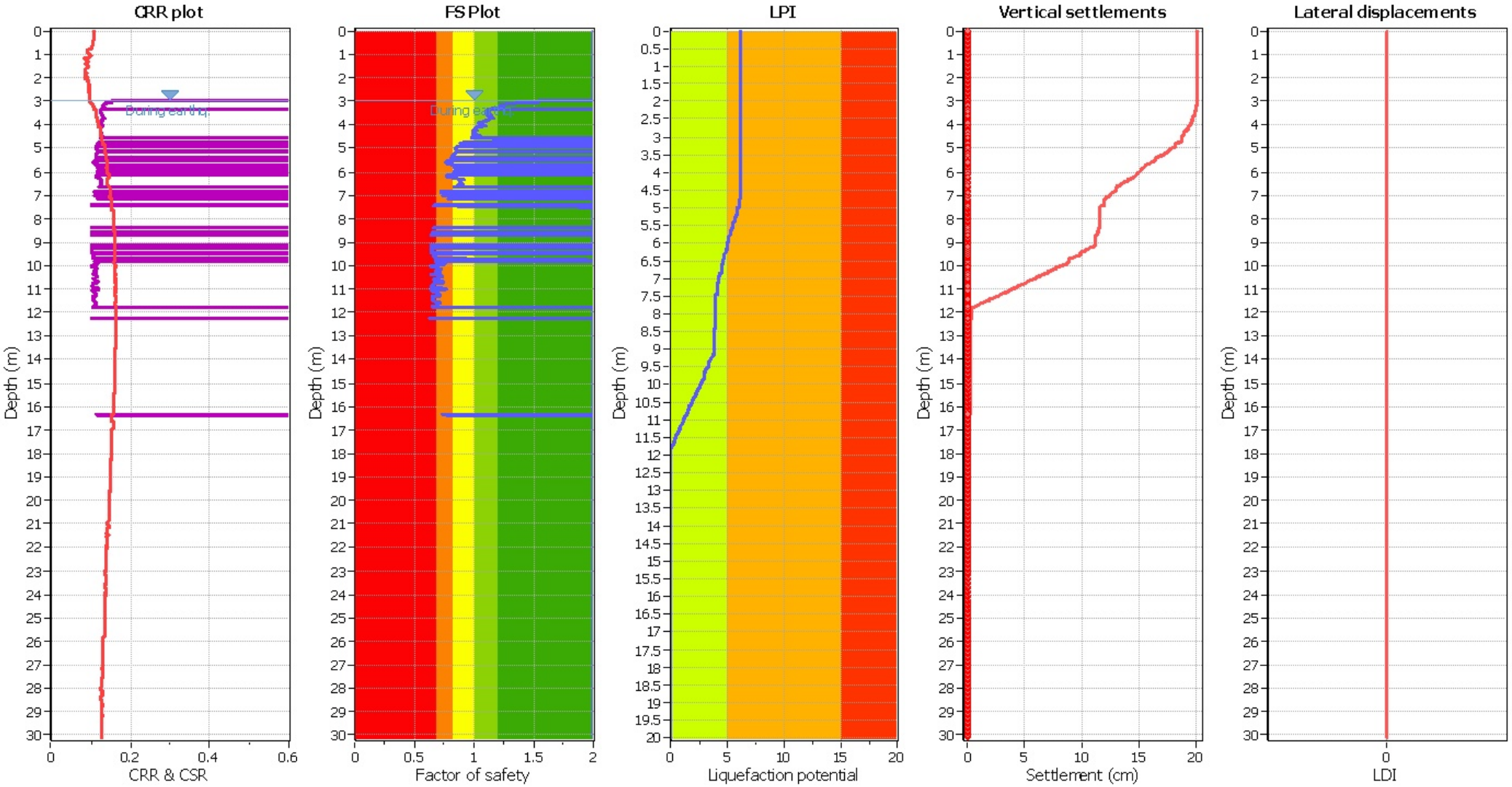

Input parameters and analysis data

Analysis method:	B&I (2014)	Depth to GWT (erthq.):	3.00 m	Fill weight:	N/A
Fines correction method:	B&I (2014)	Average results interval:	3	Transition detect. applied:	No
Points to test:	Based on Ic value	Ic cut-off value:	2.60	K_σ applied:	Yes
Earthquake magnitude M_w:	6.14	Unit weight calculation:	Based on SBT	Clay like behavior applied:	Sands only
Peak ground acceleration:	0.20	Use fill:	No	Limit depth applied:	Yes
Depth to water table (insitu):	3.00 m	Fill height:	N/A	Limit depth:	20.00 m

F.S. color scheme

- Almost certain it will liquefy
- Very likely to liquefy
- Liquefaction and no liq. are equally likely
- Unlike to liquefy
- Almost certain it will not liquefy

LPI color scheme

- Very high risk
- High risk
- Low risk

CPT basic interpretation plo

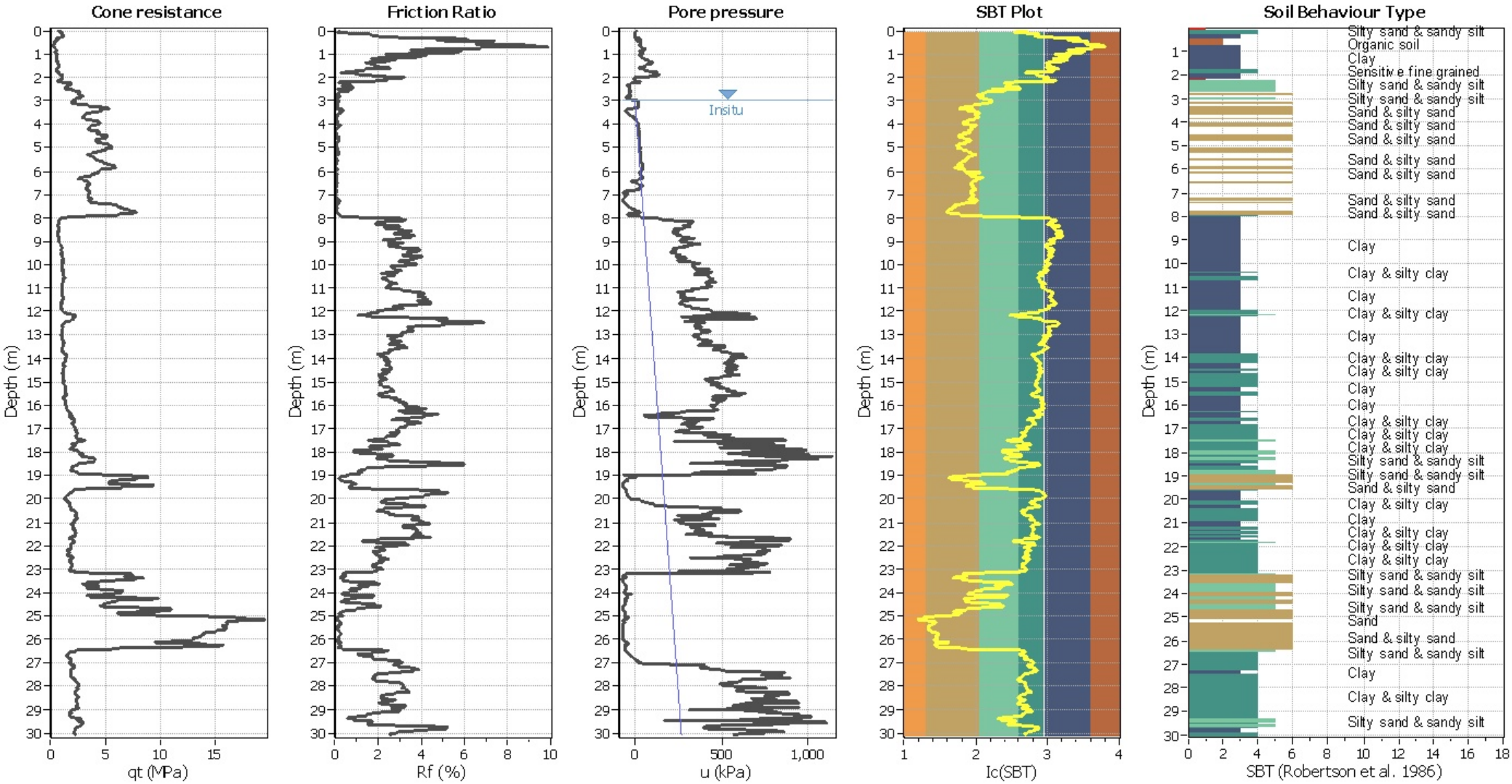

Input parameters and analysis data

Analysis method:	B&I (2014)	Depth to GWT (erthq.):	3.00 m	Fill weight:	N/A
Fines correction method:	B&I (2014)	Average results interval:	3	Transition detect. applied:	No
Points to test:	Based on Ic value	Ic cut-off value:	2.60	K_σ applied:	Yes
Earthquake magnitude M_w:	6.14	Unit weight calculation:	Based on SBT	Clay like behavior applied:	Sands only
Peak ground acceleration:	0.20	Use fill:	No	Limit depth applied:	Yes
Depth to water table (insitu):	3.00 m	Fill height:	N/A	Limit depth:	20.00 m

SBT legend

1. Sensitive fine grained
2. Organic material
3. Clay to silty clay
4. Clayey silt to silty clay
5. Silty sand to sandy silt
6. Clean sand to silty sand
7. Gravely sand to sand
8. Very stiff sand to clayey sand
9. Very stiff fine grained

Liquefaction analysis overall plot

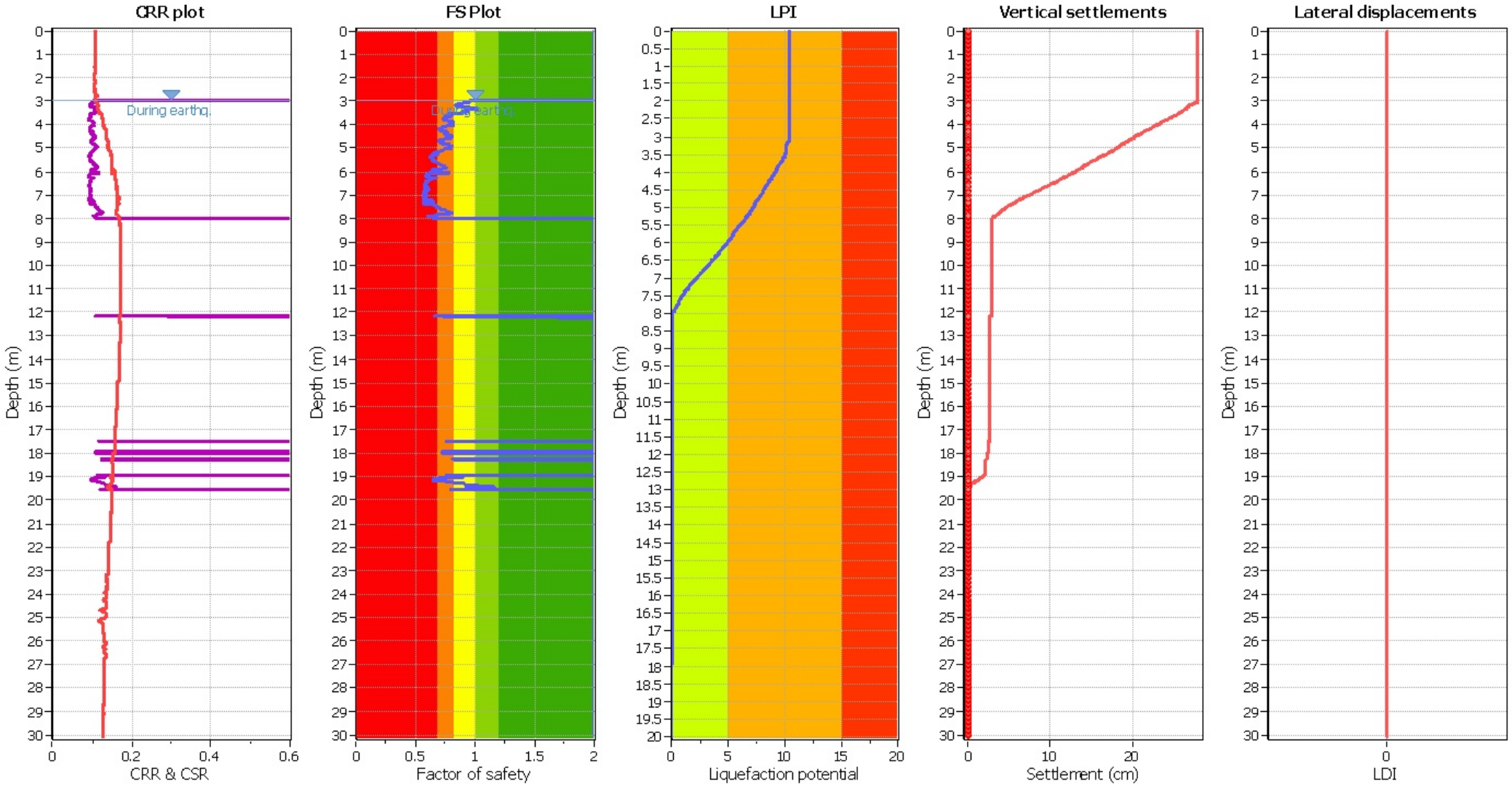

Input parameters and analysis data

Analysis method:	B&I (2014)	Depth to GWT (erthq.):	3.00 m	Fill weight:	N/A
Fines correction method:	B&I (2014)	Average results interval:	3	Transition detect. applied:	No
Points to test:	Based on Ic value	Ic cut-off value:	2.60	K_σ applied:	Yes
Earthquake magnitude M_w:	6.14	Unit weight calculation:	Based on SBT	Clay like behavior applied:	Sands only
Peak ground acceleration:	0.20	Use fill:	No	Limit depth applied:	Yes
Depth to water table (insitu):	3.00 m	Fill height:	N/A	Limit depth:	20.00 m

F.S. color scheme

- Almost certain it will liquefy
- Very likely to liquefy
- Liquefaction and no liq. are equally likely
- Unlike to liquefy
- Almost certain it will not liquefy

LPI color scheme

- Very high risk
- High risk
- Low risk

CPT basic interpretation plo

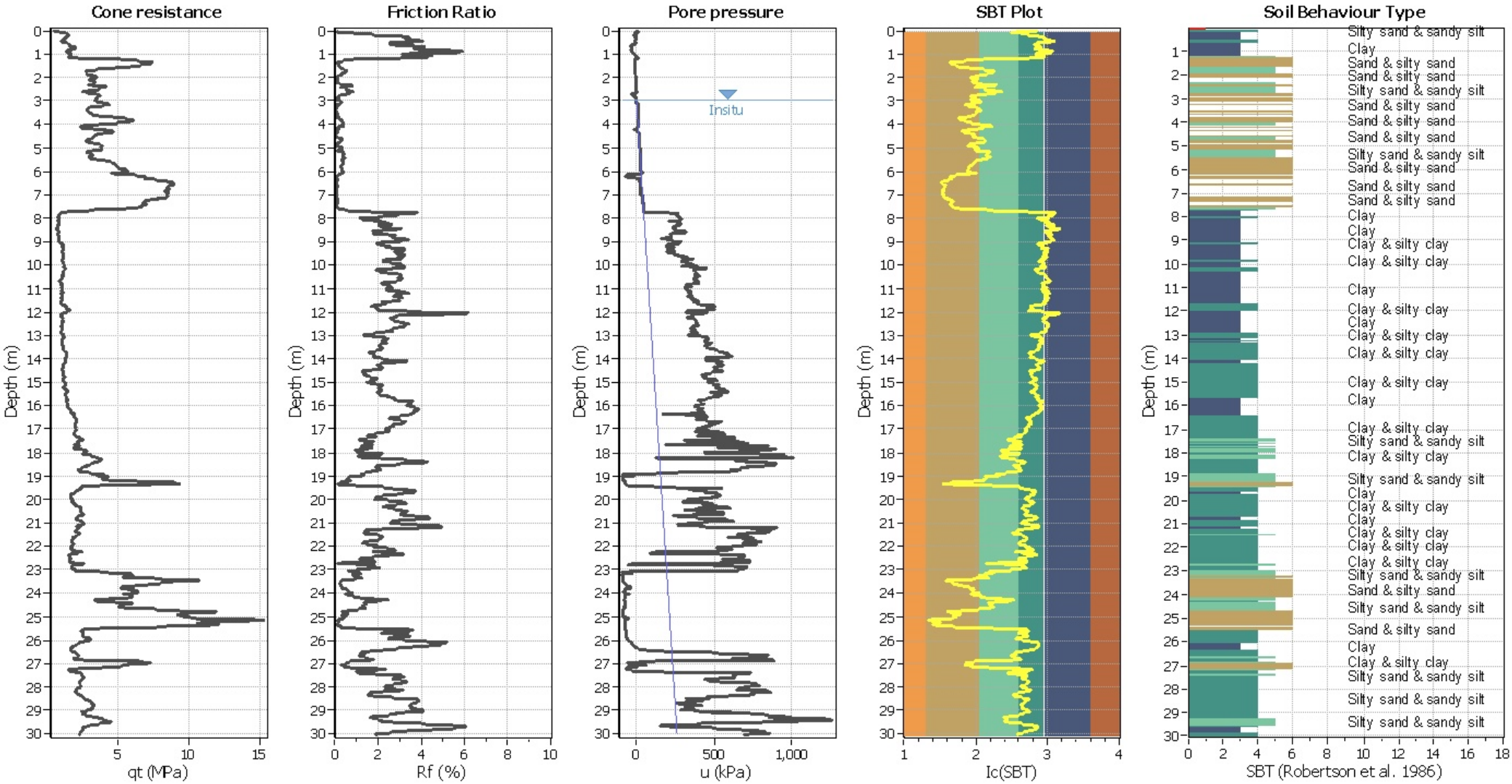

Input parameters and analysis data

Analysis method:	B&I (2014)	Depth to GWT (erthq.):	3.00 m	Fill weight:	N/A
Fines correction method:	B&I (2014)	Average results interval:	3	Transition detect. applied:	No
Points to test:	Based on Ic value	Ic cut-off value:	2.60	K_σ applied:	Yes
Earthquake magnitude M_w:	6.14	Unit weight calculation:	Based on SBT	Clay like behavior applied:	Sands only
Peak ground acceleration:	0.20	Use fill:	No	Limit depth applied:	Yes
Depth to water table (insitu):	3.00 m	Fill height:	N/A	Limit depth:	20.00 m

SBT legend

1. Sensitive fine grained
2. Organic material
3. Clay to silty clay
4. Clayey silt to silty clay
5. Silty sand to sandy silt
6. Clean sand to silty sand
7. Gravely sand to sand
8. Very stiff sand to clayey sand
9. Very stiff fine grained

Liquefaction analysis overall plot

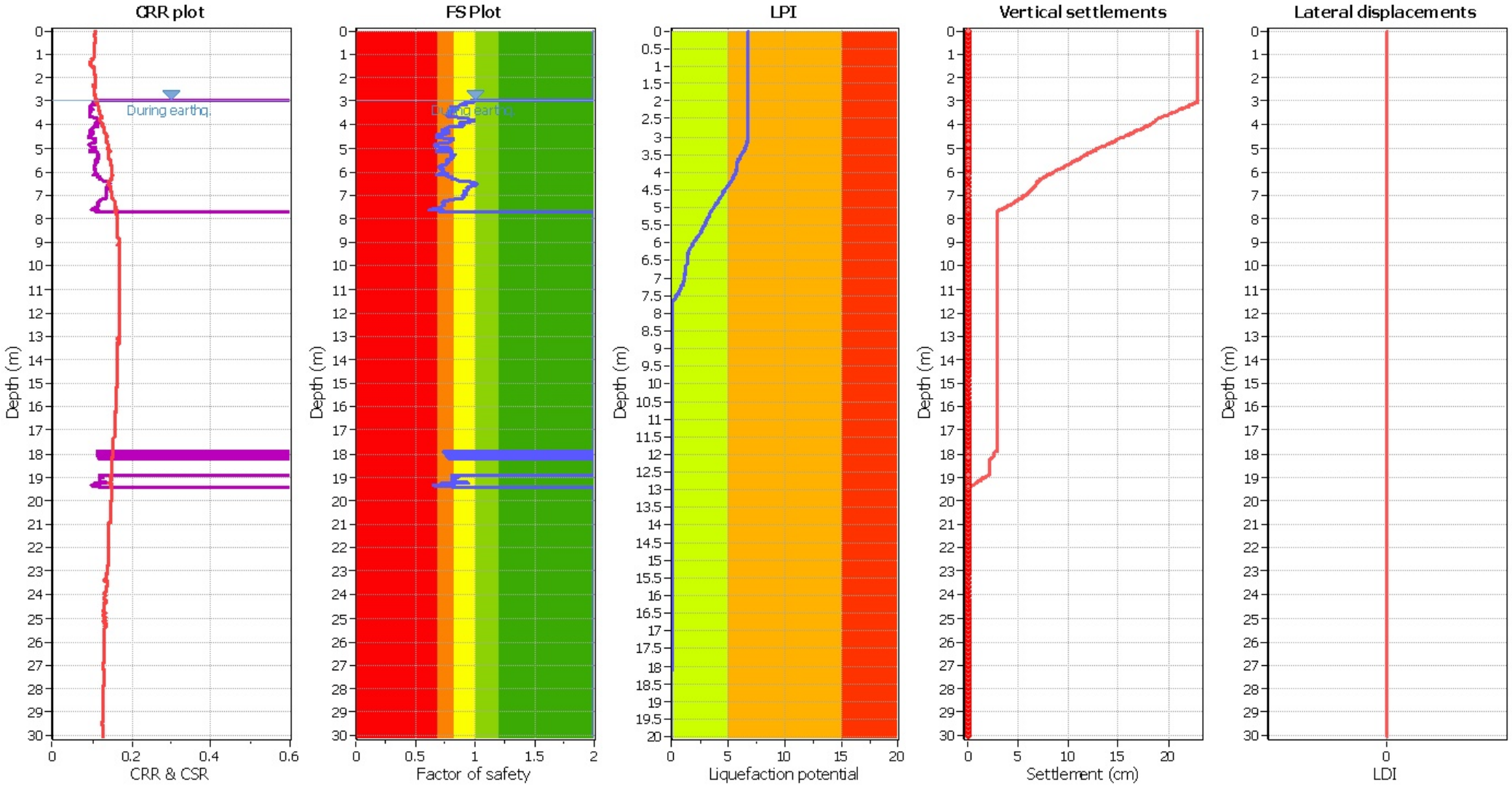

Input parameters and analysis data

Analysis method:	B&I (2014)	Depth to GWT (erthq.):	3.00 m	Fill weight:	N/A
Fines correction method:	B&I (2014)	Average results interval:	3	Transition detect. applied:	No
Points to test:	Based on Ic value	Ic cut-off value:	2.60	K_σ applied:	Yes
Earthquake magnitude M_w:	6.14	Unit weight calculation:	Based on SBT	Clay like behavior applied:	Sands only
Peak ground acceleration:	0.20	Use fill:	No	Limit depth applied:	Yes
Depth to water table (insitu):	3.00 m	Fill height:	N/A	Limit depth:	20.00 m

F.S. color scheme

- Almost certain it will liquefy
- Very likely to liquefy
- Liquefaction and no liq. are equally likely
- Unlike to liquefy
- Almost certain it will not liquefy

LPI color scheme

- Very high risk
- High risk
- Low risk

CPT basic interpretation plo

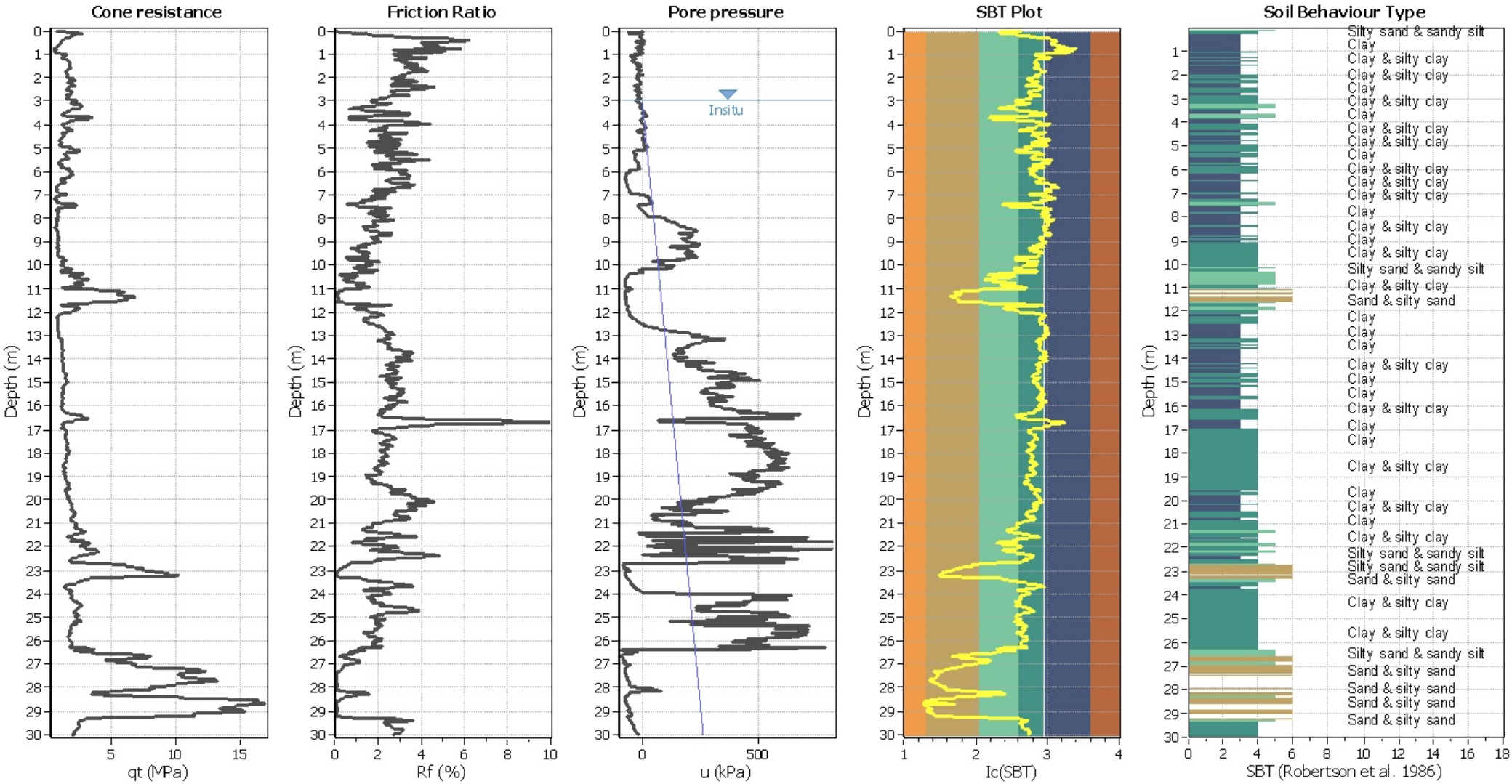

Input parameters and analysis data

Analysis method:	B&I (2014)	Depth to GWT (erthq.):	3.00 m	Fill weight:	N/A
Fines correction method:	B&I (2014)	Average results interval:	3	Transition detect. applied:	No
Points to test:	Based on Ic value	Ic cut-off value:	2.60	K_σ applied:	Yes
Earthquake magnitude M_w:	6.14	Unit weight calculation:	Based on SBT	Clay like behavior applied:	Sands only
Peak ground acceleration:	0.20	Use fill:	No	Limit depth applied:	Yes
Depth to water table (insitu):	3.00 m	Fill height:	N/A	Limit depth:	20.00 m

SBT legend

1. Sensitive fine grained
2. Organic material
3. Clay to silty clay
4. Clayey silt to silty clay
5. Silty sand to sandy silt
6. Clean sand to silty sand
7. Gravely sand to sand
8. Very stiff sand to clayey sand
9. Very stiff fine grained

Liquefaction analysis overall plot

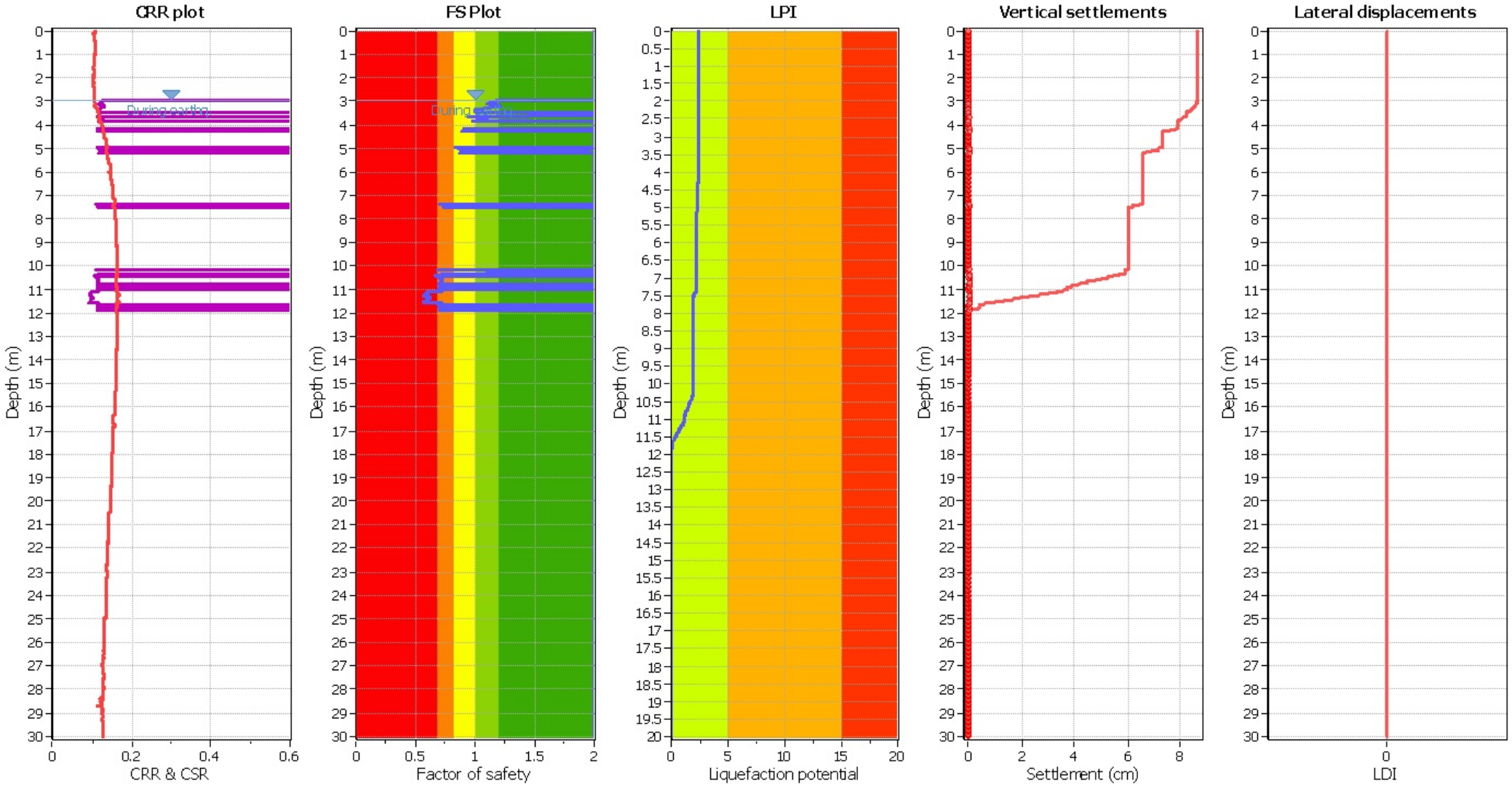

Input parameters and analysis data

Analysis method:	B&I (2014)	Depth to GWT (erthq.):	3.00 m	Fill weight:	N/A
Fines correction method:	B&I (2014)	Average results interval:	3	Transition detect. applied:	No
Points to test:	Based on Ic value	Ic cut-off value:	2.60	K_σ applied:	Yes
Earthquake magnitude M_w:	6.14	Unit weight calculation:	Based on SBT	Clay like behavior applied:	Sands only
Peak ground acceleration:	0.20	Use fill:	No	Limit depth applied:	Yes
Depth to water table (insitu):	3.00 m	Fill height:	N/A	Limit depth:	20.00 m

F.S. color scheme

- Almost certain it will liquefy
- Very likely to liquefy
- Liquefaction and no liq. are equally likely
- Unlike to liquefy
- Almost certain it will not liquefy

LPI color scheme

- Very high risk
- High risk
- Low risk

CPT basic interpretation plo

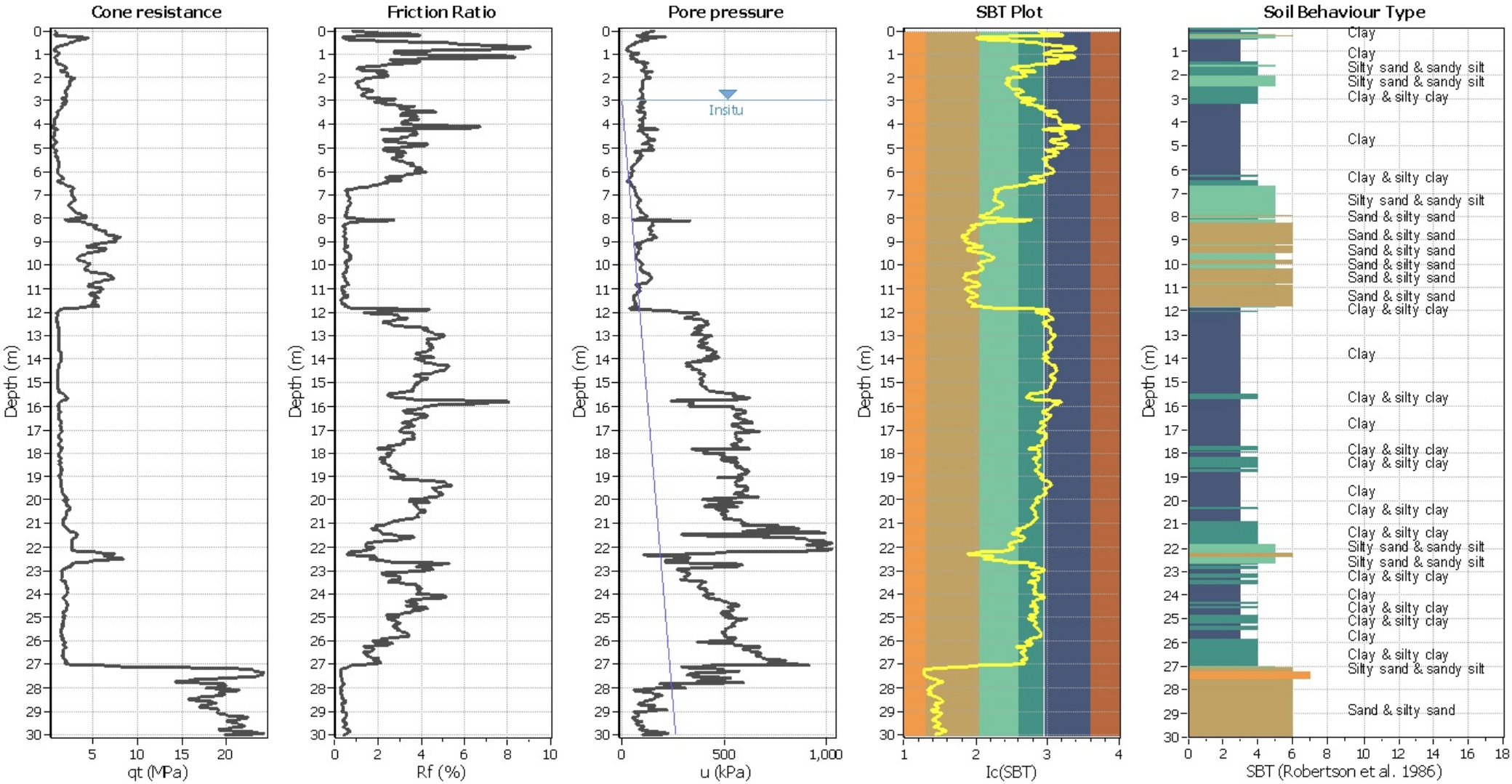

Input parameters and analysis data

Analysis method:	B&I (2014)	Depth to GWT (erthq.):	3.00 m	Fill weight:	N/A
Fines correction method:	B&I (2014)	Average results interval:	3	Transition detect. applied:	No
Points to test:	Based on Ic value	Ic cut-off value:	2.60	K_σ applied:	Yes
Earthquake magnitude M_w:	6.14	Unit weight calculation:	Based on SBT	Clay like behavior applied:	Sands only
Peak ground acceleration:	0.20	Use fill:	No	Limit depth applied:	Yes
Depth to water table (insitu):	3.00 m	Fill height:	N/A	Limit depth:	20.00 m

SBT legend

1. Sensitive fine grained	4. Clayey silt to silty clay	7. Gravely sand to sand
2. Organic material	5. Silty sand to sandy silt	8. Very stiff sand to clayey sand
3. Clay to silty clay	6. Clean sand to silty sand	9. Very stiff fine grained

Liquefaction analysis overall plot

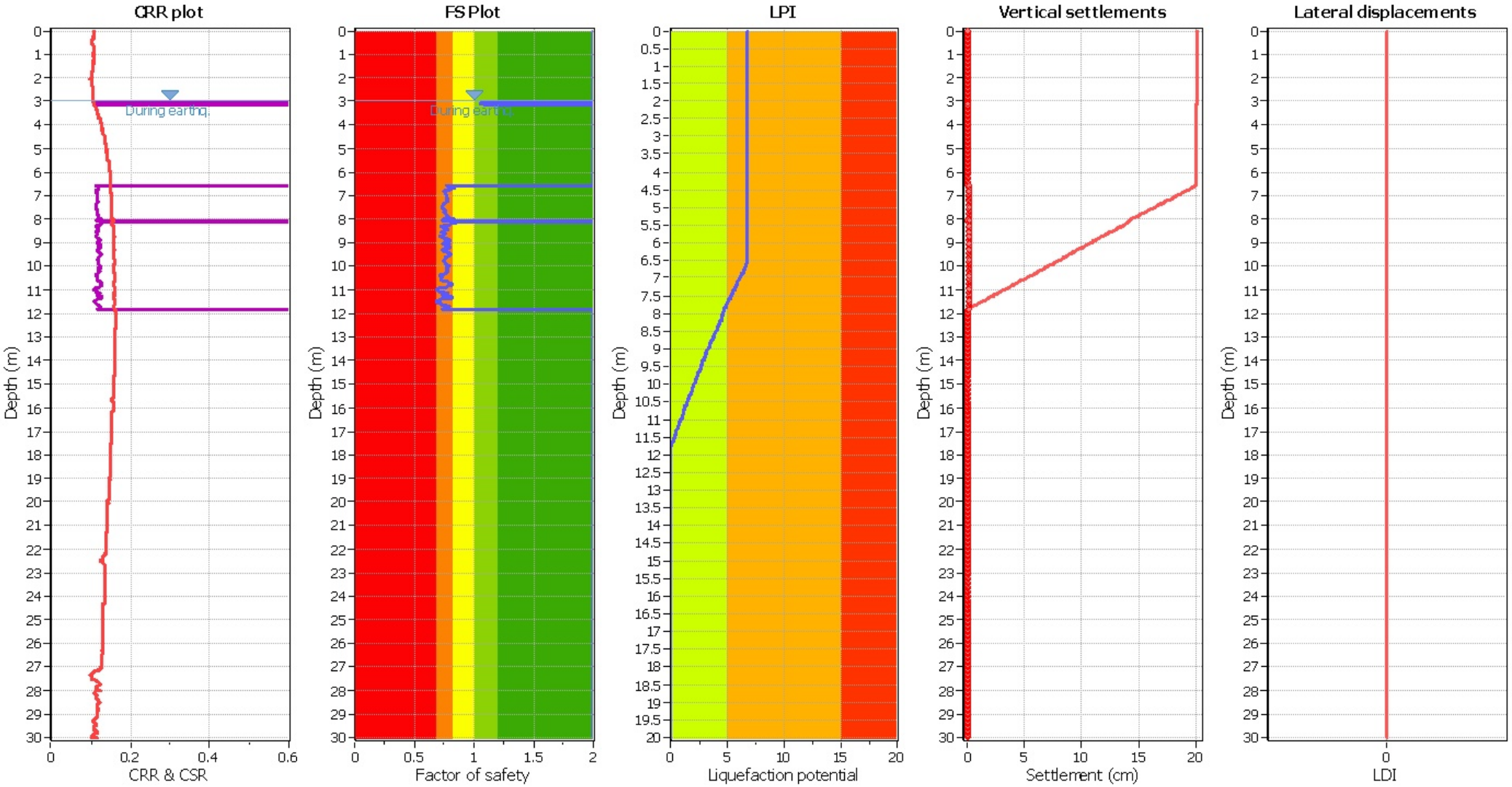

Input parameters and analysis data

Analysis method:	B&I (2014)	Depth to GWT (erthq.):	3.00 m	Fill weight:	N/A
Fines correction method:	B&I (2014)	Average results interval:	3	Transition detect. applied:	No
Points to test:	Based on Ic value	Ic cut-off value:	2.60	K_σ applied:	Yes
Earthquake magnitude M_w:	6.14	Unit weight calculation:	Based on SBT	Clay like behavior applied:	Sands only
Peak ground acceleration:	0.20	Use fill:	No	Limit depth applied:	Yes
Depth to water table (insitu):	3.00 m	Fill height:	N/A	Limit depth:	20.00 m

F.S. color scheme

- Almost certain it will liquefy
- Very likely to liquefy
- Liquefaction and no liq. are equally likely
- Unlike to liquefy
- Almost certain it will not liquefy

LPI color scheme

- Very high risk
- High risk
- Low risk

CPT basic interpretation plo

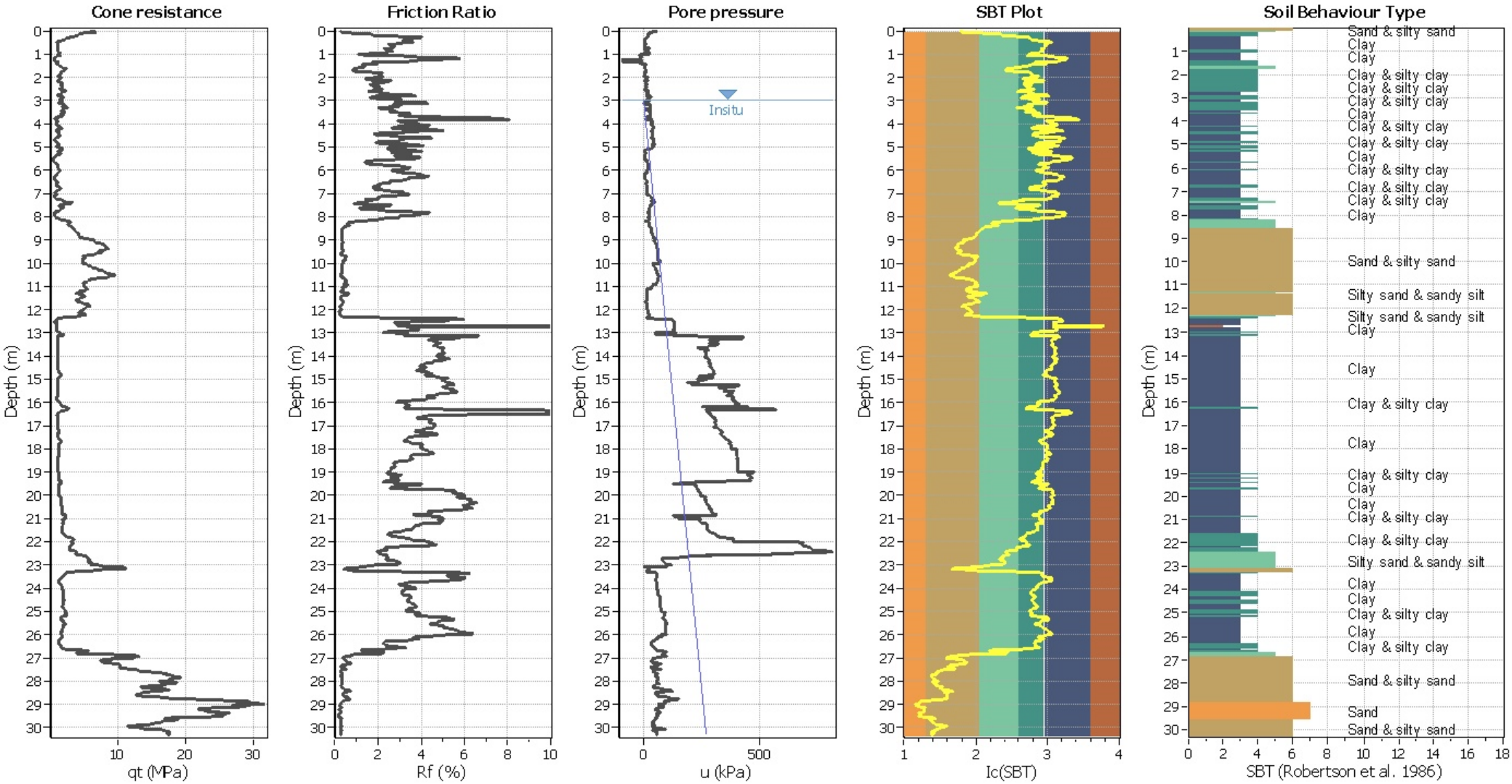

Input parameters and analysis data

Analysis method:	B&I (2014)	Depth to GWT (erthq.):	3.00 m	Fill weight:	N/A
Fines correction method:	B&I (2014)	Average results interval:	3	Transition detect. applied:	No
Points to test:	Based on Ic value	Ic cut-off value:	2.60	K_σ applied:	Yes
Earthquake magnitude M_w:	6.14	Unit weight calculation:	Based on SBT	Clay like behavior applied:	Sands only
Peak ground acceleration:	0.20	Use fill:	No	Limit depth applied:	Yes
Depth to water table (insitu):	3.00 m	Fill height:	N/A	Limit depth:	20.00 m

SBT legend

1. Sensitive fine grained
2. Organic material
3. Clay to silty clay
4. Clayey silt to silty clay
5. Silty sand to sandy silt
6. Clean sand to silty sand
7. Gravely sand to sand
8. Very stiff sand to clayey sand
9. Very stiff fine grained

Liquefaction analysis overall plot

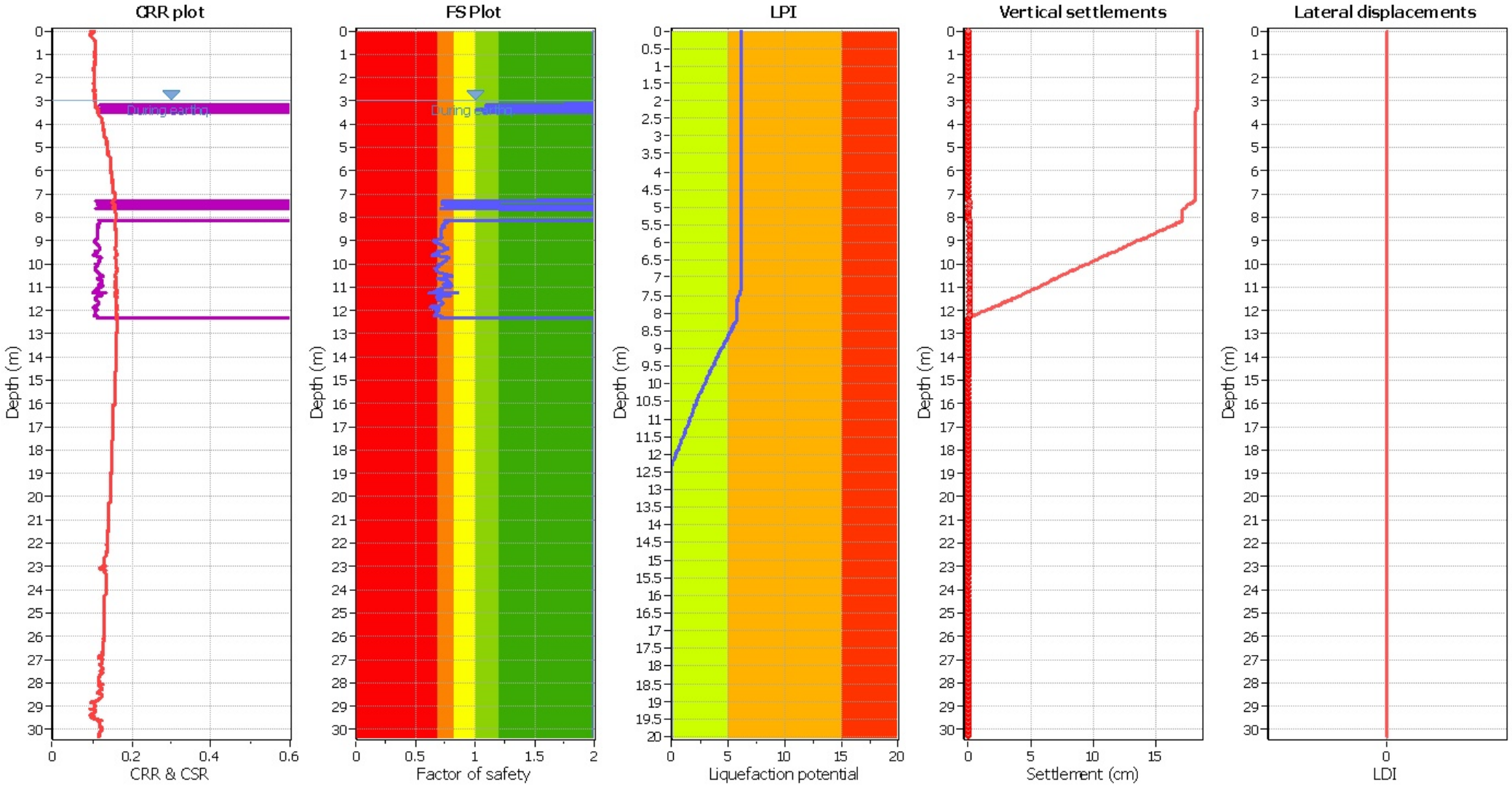

Input parameters and analysis data

Analysis method:	B&I (2014)	Depth to GWT (erthq.):	3.00 m	Fill weight:	N/A
Fines correction method:	B&I (2014)	Average results interval:	3	Transition detect. applied:	No
Points to test:	Based on Ic value	Ic cut-off value:	2.60	K_σ applied:	Yes
Earthquake magnitude M_w:	6.14	Unit weight calculation:	Based on SBT	Clay like behavior applied:	Sands only
Peak ground acceleration:	0.20	Use fill:	No	Limit depth applied:	Yes
Depth to water table (insitu):	3.00 m	Fill height:	N/A	Limit depth:	20.00 m

F.S. color scheme

- Almost certain it will liquefy
- Very likely to liquefy
- Liquefaction and no liq. are equally likely
- Unlike to liquefy
- Almost certain it will not liquefy

LPI color scheme

- Very high risk
- High risk
- Low risk

CPT basic interpretation plo

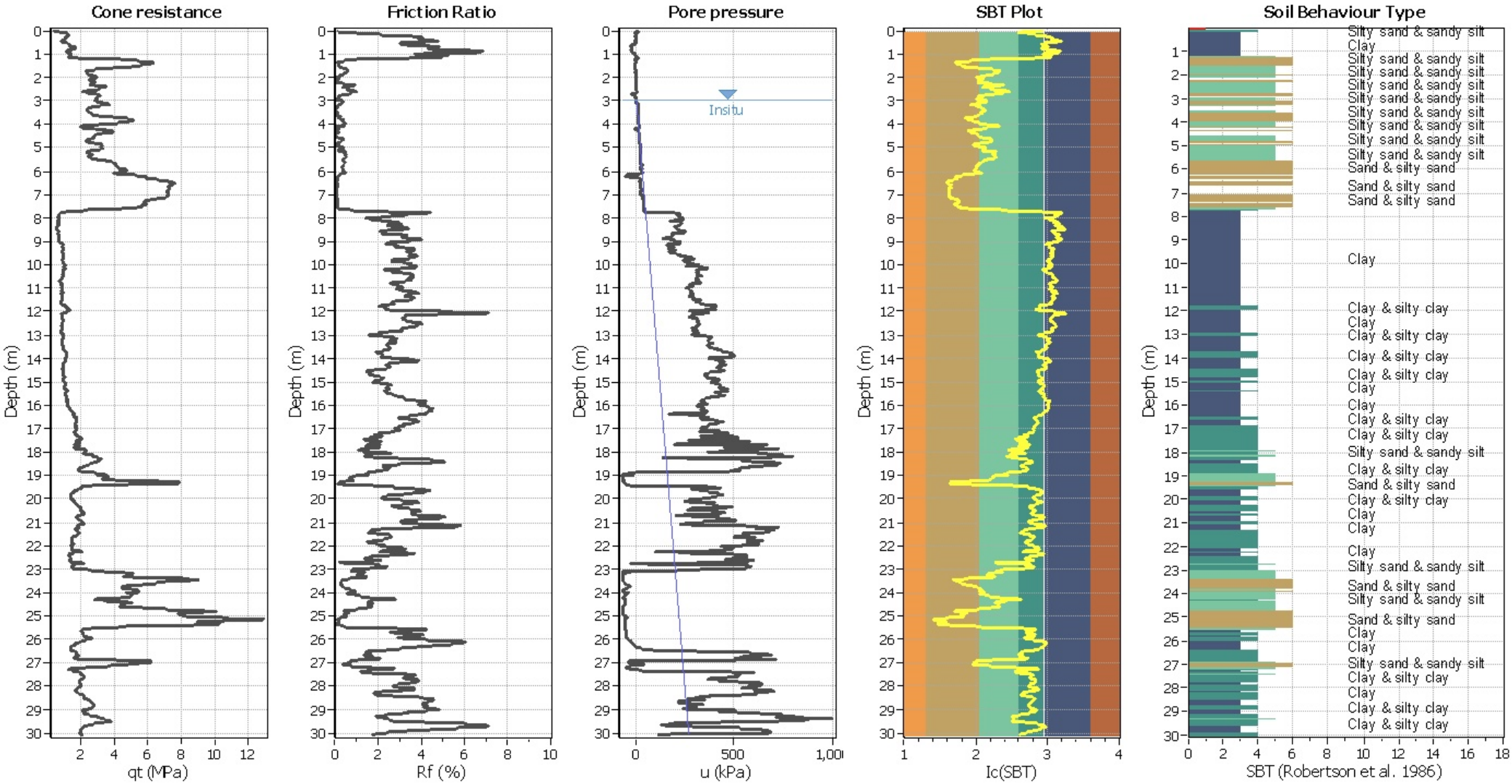

Input parameters and analysis data

Analysis method:	B&I (2014)	Depth to GWT (erthq.):	3.00 m	Fill weight:	N/A
Fines correction method:	B&I (2014)	Average results interval:	3	Transition detect. applied:	No
Points to test:	Based on Ic value	Ic cut-off value:	2.60	K_σ applied:	Yes
Earthquake magnitude M_w:	6.14	Unit weight calculation:	Based on SBT	Clay like behavior applied:	Sands only
Peak ground acceleration:	0.20	Use fill:	No	Limit depth applied:	Yes
Depth to water table (insitu):	3.00 m	Fill height:	N/A	Limit depth:	20.00 m

SBT legend

1. Sensitive fine grained
2. Organic material
3. Clay to silty clay
4. Clayey silt to silty clay
5. Silty sand to sandy silt
6. Clean sand to silty sand
7. Gravely sand to sand
8. Very stiff sand to clayey sand
9. Very stiff fine grained

Liquefaction analysis overall plot

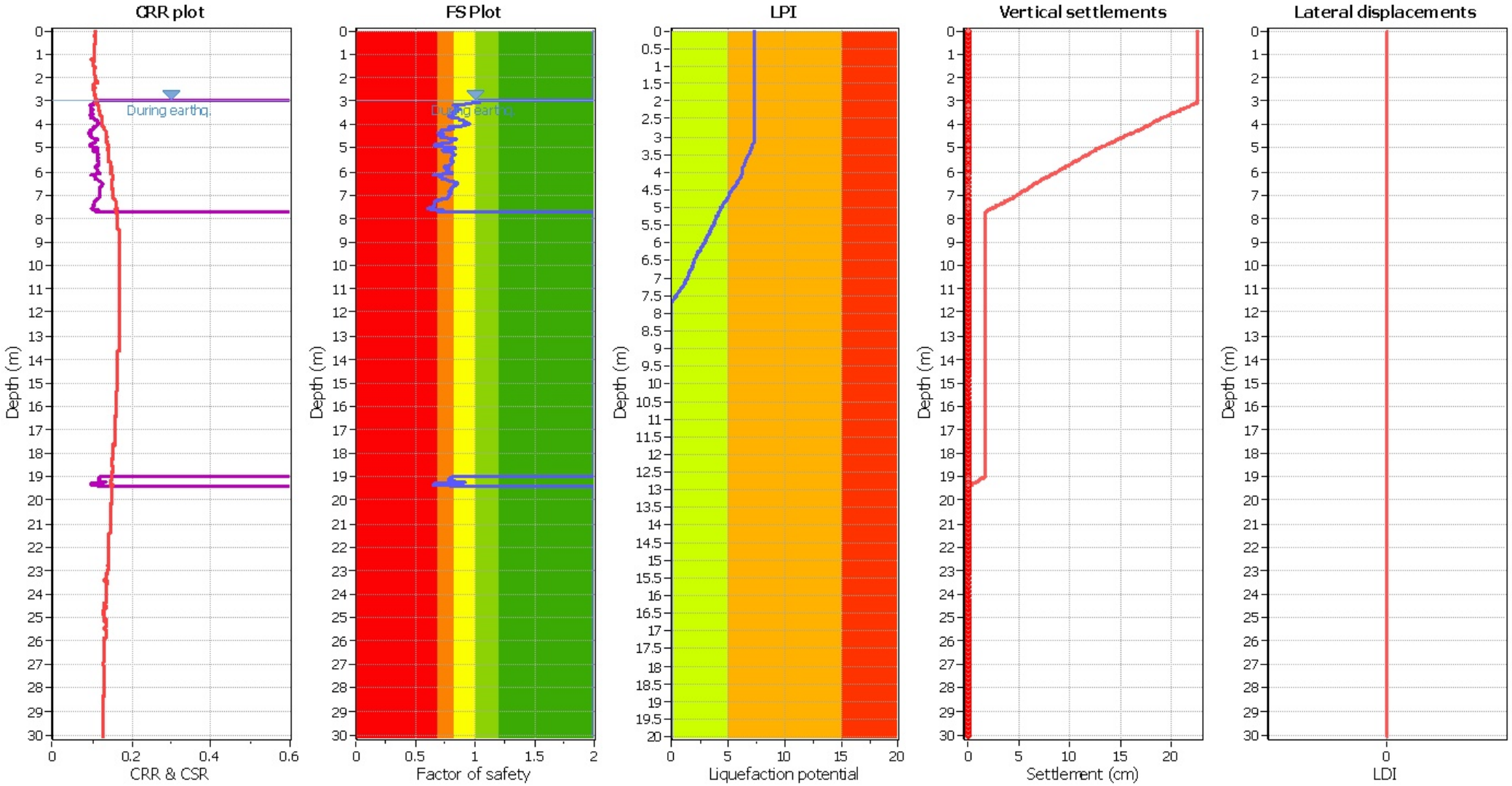

Input parameters and analysis data

Analysis method:	B&I (2014)	Depth to GWT (erthq.):	3.00 m	Fill weight:	N/A
Fines correction method:	B&I (2014)	Average results interval:	3	Transition detect. applied:	No
Points to test:	Based on Ic value	Ic cut-off value:	2.60	K_σ applied:	Yes
Earthquake magnitude M_w:	6.14	Unit weight calculation:	Based on SBT	Clay like behavior applied:	Sands only
Peak ground acceleration:	0.20	Use fill:	No	Limit depth applied:	Yes
Depth to water table (insitu):	3.00 m	Fill height:	N/A	Limit depth:	20.00 m

F.S. color scheme

- Almost certain it will liquefy
- Very likely to liquefy
- Liquefaction and no liq. are equally likely
- Unlike to liquefy
- Almost certain it will not liquefy

LPI color scheme

- Very high risk
- High risk
- Low risk

CPT basic interpretation plo

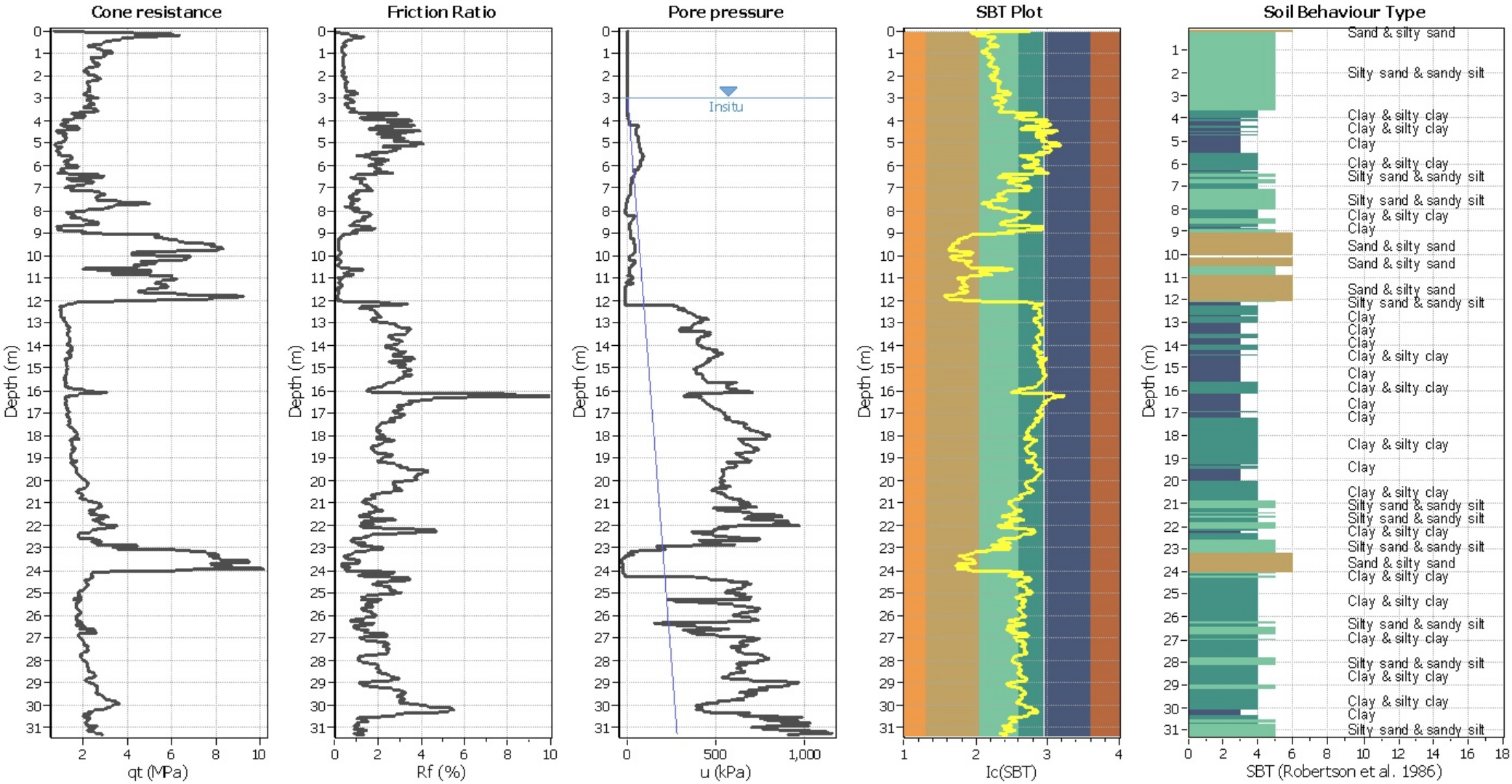

Input parameters and analysis data

Analysis method:	B&I (2014)	Depth to GWT (erthq.):	3.00 m	Fill weight:	N/A
Fines correction method:	B&I (2014)	Average results interval:	3	Transition detect. applied:	No
Points to test:	Based on Ic value	Ic cut-off value:	2.60	K_σ applied:	Yes
Earthquake magnitude M_w:	6.14	Unit weight calculation:	Based on SBT	Clay like behavior applied:	Sands only
Peak ground acceleration:	0.20	Use fill:	No	Limit depth applied:	Yes
Depth to water table (insitu):	3.00 m	Fill height:	N/A	Limit depth:	20.00 m

SBT legend

1. Sensitive fine grained
2. Organic material
3. Clay to silty clay
4. Clayey silt to silty clay
5. Silty sand to sandy silt
6. Clean sand to silty sand
7. Gravely sand to sand
8. Very stiff sand to clayey sand
9. Very stiff fine grained

Liquefaction analysis overall plot

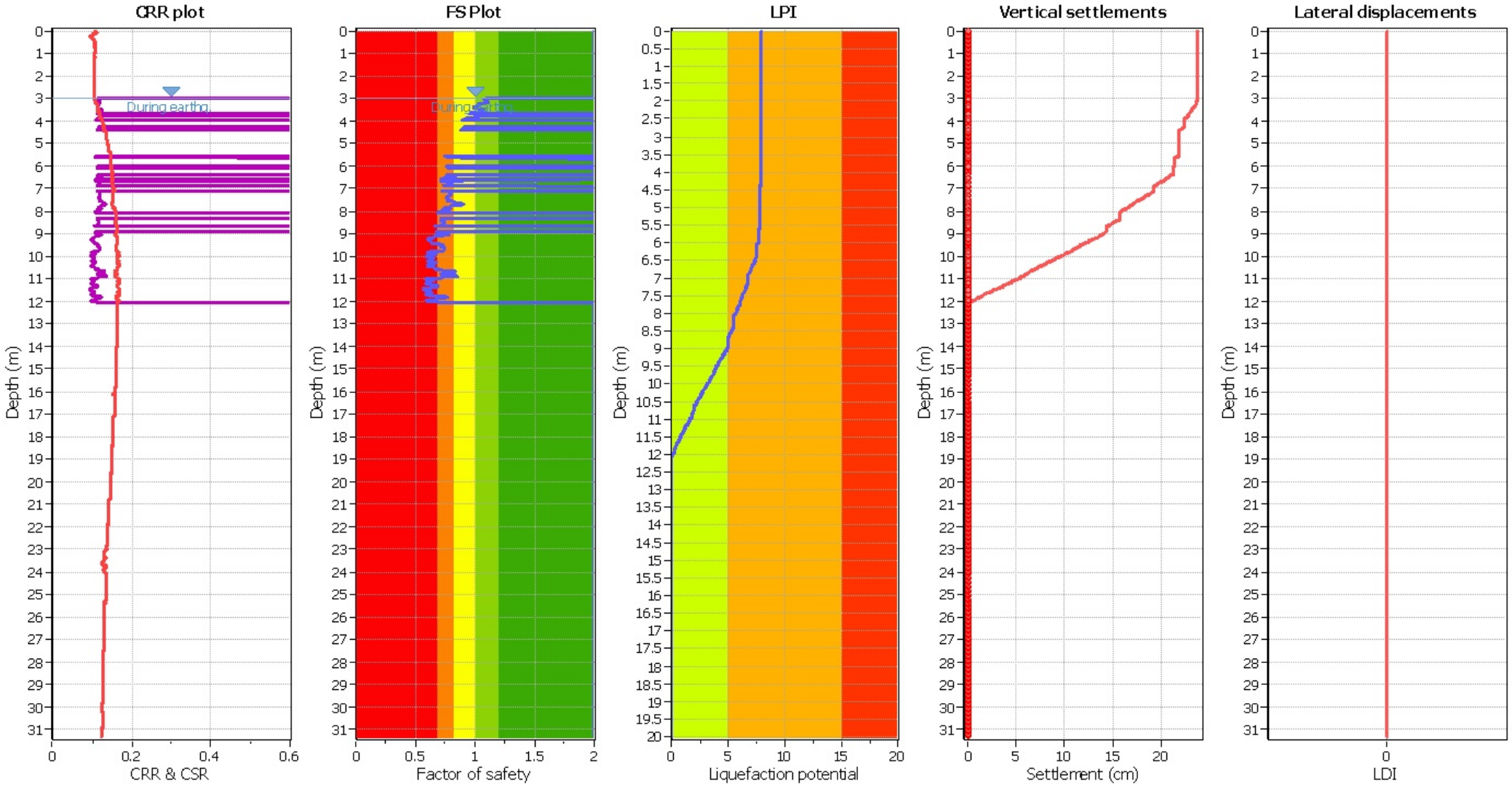

Input parameters and analysis data

Analysis method:	B&I (2014)	Depth to GWT (erthq.):	3.00 m	Fill weight:	N/A
Fines correction method:	B&I (2014)	Average results interval:	3	Transition detect. applied:	No
Points to test:	Based on Ic value	Ic cut-off value:	2.60	K_σ applied:	Yes
Earthquake magnitude M_w:	6.14	Unit weight calculation:	Based on SBT	Clay like behavior applied:	Sands only
Peak ground acceleration:	0.20	Use fill:	No	Limit depth applied:	Yes
Depth to water table (insitu):	3.00 m	Fill height:	N/A	Limit depth:	20.00 m

F.S. color scheme

- Almost certain it will liquefy
- Very likely to liquefy
- Liquefaction and no liq. are equally likely
- Unlike to liquefy
- Almost certain it will not liquefy

LPI color scheme

- Very high risk
- High risk
- Low risk